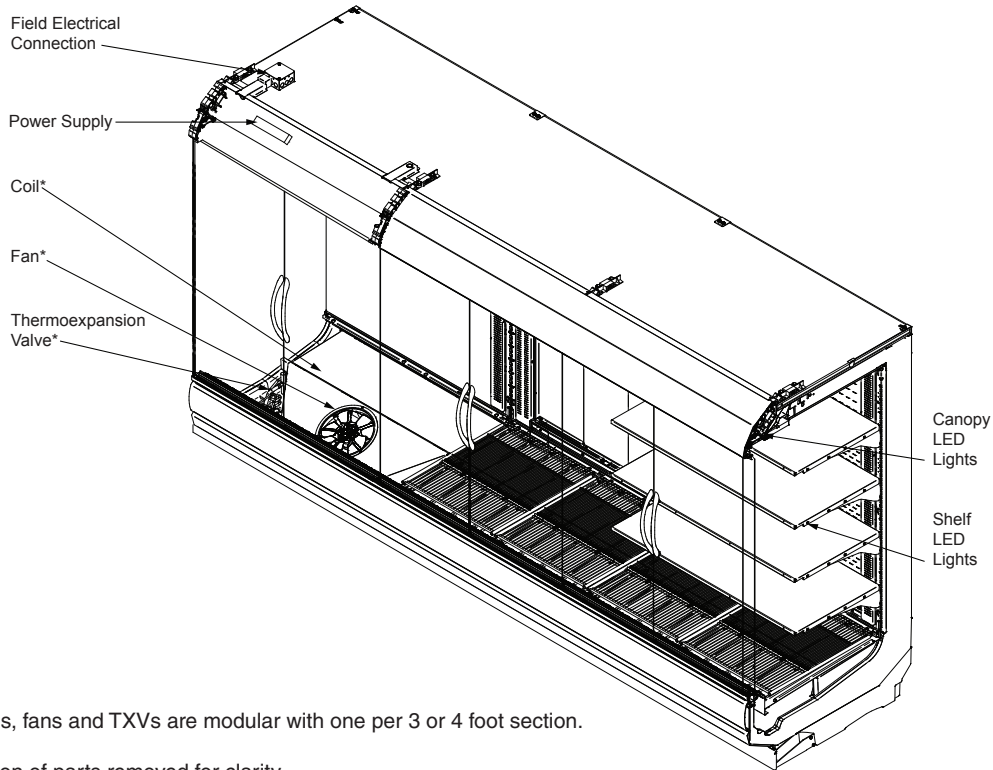


Insight standard field electrical connections are at the top left of the merchandiser



*Coils, fans and TXVs are modular with one per 3 or 4 foot section.

Portion of parts removed for clarity.

12 foot merchandiser shown.

The rear of this merchandiser must be exposed to a refrigerated cooler for proper performance.

NSF Certification

This merchandiser model is manufactured to meet NSF/ANSI (National Sanitation Foundation) Standard #7 requirements for construction, materials and cleanability.

Performance Data	Page 2	Estimated Shipping Weights	Page 6
Product Data (AHRI Statistics)	Page 2	Shelf Options	Page 6
Cross Section	Page 3	Replacement Parts List	Page 7
Plan View	Page 4	Wiring Diagrams	Page 8
Electrical Loads	Page 5	Computing Refrigeration and Electrical Load	Page 11
		Revision History	Page 11

We reserve the right to change or revise specifications and product design in connection with any feature of our products. Such changes do not entitle the buyer to corresponding changes, improvements, additions or replacements for equipment previously sold or shipped.

Data sheet-Insight IDD5SL-R

Insight **IDD5SL-R**

Dairy / Delicatessen / Beverage

Refrigeration Data ¹

IDD5SL-R		Optimal Shelf Life			Energy Comparison
Door Option		EcoVision	EcoVision HA	EcoVision HA+	EcoVision
Application		Dairy/Deli/ Beverage/ Produce	NSF Type 2 Ambient ³	Harsh Environment	AHRI 1200 Rating Point ⁴
Unlit Mullions	Discharge Air °F (°C)	36 (2.22)	35 (1.66)	34 (1.66)	36 (2.22)
	Average Evaporator °F (°C) ²	33 (0.55)	30 (-1.11)	29 (-1.67)	33 (0.55)
	Parallel Btu/hr/ft (Watts/m)	345 (332)	465 (447)	570 (548)	345 (332)
	Conventional Btu/hr/ft (Watts/m)	355 (341)	475 (457)	580 (558)	355 (341)
Lit Mullions	Discharge Air °F (°C)	36 (2.22)	35 (1.66)	34 (1.66)	36 (2.22)
	Average Evaporator °F (°C) ²	33 (0.55)	29 (-1.67)	28 (-2.22)	33 (0.55)
	Parallel Btu/hr/ft (Watts/m)	365 (351)	476 (458)	583 (561)	365 (351)
	Conventional Btu/hr/ft (Watts/m)	375 (361)	490 (471)	600 (577)	375 (361)
Fan Speed ⁵	IDD5SL6R (10.3")	1050 ⁵	1050 ⁵	1050 ⁵	1050 ⁵
	IDD5SL4R, 8R, 12R (10.3")	1050 ⁵	1050 ⁵	1050 ⁵	1050 ⁵

Notes:

- All data based on store temperature and humidity that does not exceed NSF Type 1 ambient conditions of 75°F and 55% relative humidity except where noted.
- Average evaporator temperature shown. Use dew point for high glide refrigerants for unit sizing. Care should be taken to use the dew point in PT tables for measuring and adjusting superheat. Adjust evaporator pressure as needed to maintain discharge air temperature shown.
- Data for operation in NSF Type 2 ambient of 80°F and 55% relative humidity.
- AHRI 1200 Rating Point for energy consumption comparison only.
- Some lengths and/or applications require optional fan speed control kits applied by the Hussmann Product Configurator.
- This application data is based on testing with the rear of the case exposed to a 37°F cooler. A cooler is required for proper case performance.**

Defrost Data

	Type 1	Harsh Environment
Frequency (hours between defrost)	24	12
OFFTIME Time (minutes)	40	30
ELECTRIC OR GAS	Not Available	
Defrost Water ⁷	2.0 lb/ft/day (3.0 kg/m)	3.0 lb/ft/day (4.6 kg/m)

⁷ (± 15% based on case configuration and product loading).

Conventional Controls

IDD5SL-R
Low Pressure Backup Control CI/CO ⁸
20°F / 10°F -6.67°C / -12.2°C
Indoor Unit Only, Pressure Defrost Termination ⁸
48°F (8.89°C)

⁸ Use a Temperature Pressure Chart to determine PSIG conversions.

Estimated Charge ⁹

IDD5SL-R
4 ft 0.6 lb 10 oz 0.3 kg
6 ft 1.1 lb 18 oz 0.5 kg
8 ft 1.5 lb 24 oz 0.7 kg
12 ft 2.9 lb 46 oz 1.3 kg

⁹ This is an average for all refrigerant types. Actual refrigerant charge may vary by approximately half a pound.

Product Data

Gross Refrigerated Volume ¹⁰ (Cu Ft/Ft)	11.5 ft ³ /ft (1.07 m ³ /m)
AHRI Total Display Area ¹¹ (Sq Ft/Ft)	4.29 ft ² /ft (1.31 m ² /m)
Shelf Area ¹² (Sq Ft/Ft)	9.85 ft ² /ft (3.00 m ² /m)

¹⁰ AHRI Gross Refrigerated Volume: Refrigerated Volume/Unit of Length, ft³/ft [m³/m]

¹¹ Computed using AHRI 1200 standard methodology: Total Display Area, ft² [m²]/Unit of Length, ft [m]

¹² Shelf surface area is composed of bottom deck plus standard shelf complement for this model: (4) rows of 22-inch shelves

Insight Multideck Merchandiser, EcoVision Doors,
5 Display Levels, Standard Bottom, Low Height
Front, Rear Load

Insight IDD5SL-R
Dairy / Delicatessen / Beverage

DOE 2017
Energy Efficiency
Compliant

Hussmann refrigerated merchandisers configured for sale for use in the United States meet or surpass the requirements of the DOE 2017 energy efficiency standards.

Dimensions shown as in. and (mm).

Shelf complement shown as tested:

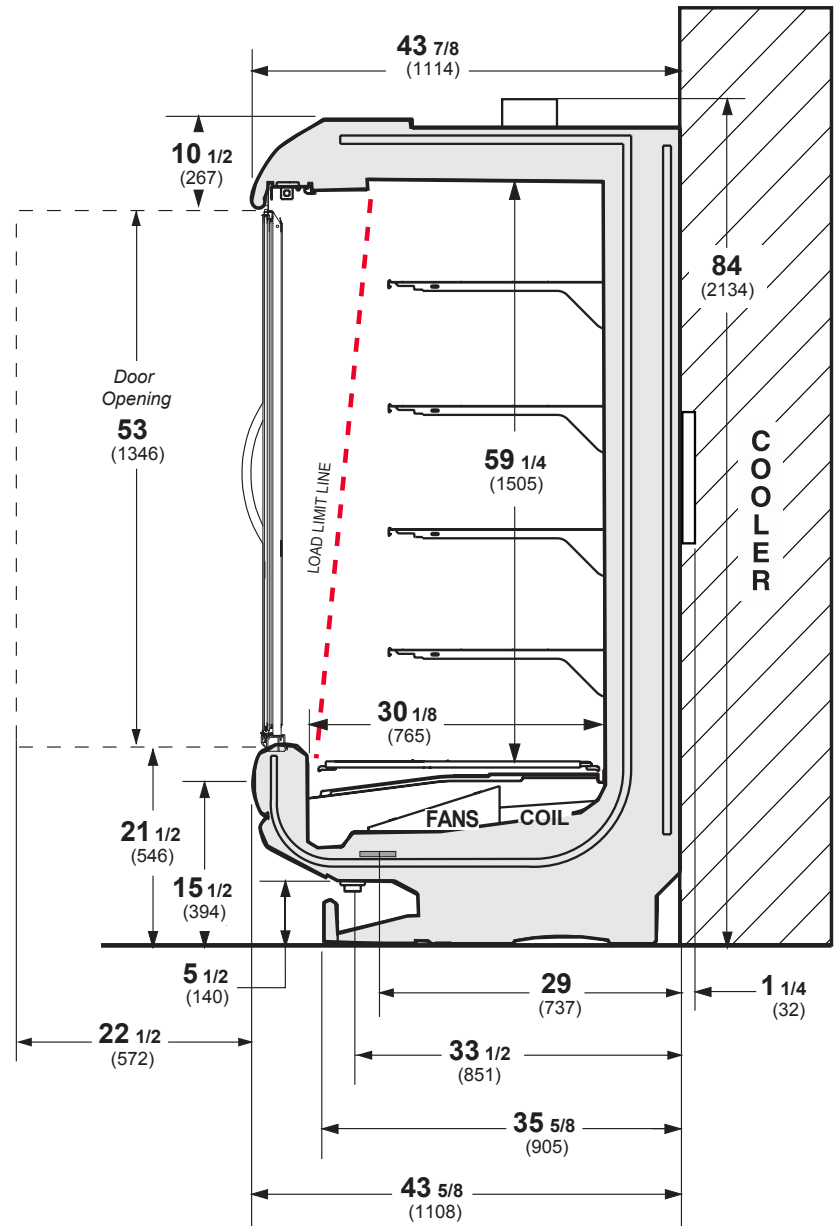
Four 22-inch shelves spaced equally between bottom display pan and interior top panel.

Other optional kits (top piping and vent fans) add to the overall case height.

A minimum 1 1/2-in. clearance required to remove raceway cover, 6 1/2-in. for full access. See the Installation manual for instructions.

The rear of this case must be exposed to a cooler at a temperature of 38°F or less.

IDD5SL-R

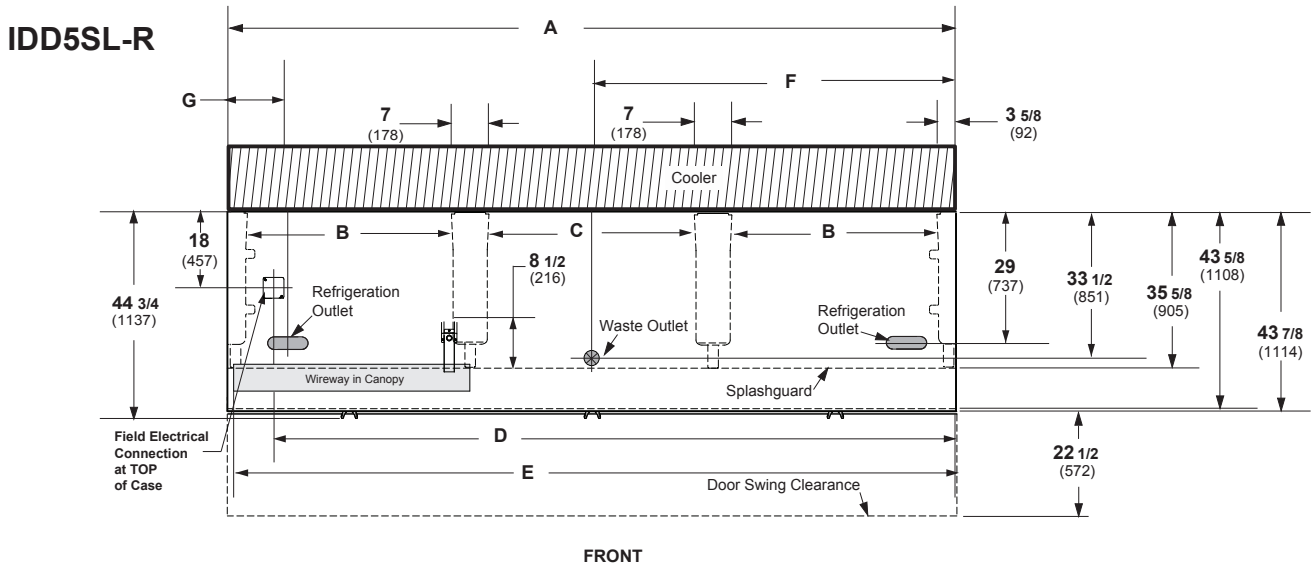


NSF Certification

This merchandiser model is manufactured to meet NSF/ANSI (National Sanitation Foundation) Standard #7 requirements for construction, materials and cleanability.

Engineering Plan View

Dimensions shown as in. and (mm).



FRONT
(12 Foot Model shown above)

	4 ft	6 ft	8 ft	12 ft
General				
(A) Case Length (without ends or partitions) (Each end and insulated partition adds 1 1/2 in. (38 mm) to case line up.)	48 1/8 (1222)	72 1/4 (1835)	96 1/4 (2445)	144 3/8 (3668)
Maximum O/S dimension of case back to front (includes bumper)	43 5/8 (1108)	43 5/8 (1108)	43 5/8 (1108)	43 5/8 (1108)
Back of case to front of splashguard	35 5/8 (905)	35 5/8 (905)	35 5/8 (905)	35 5/8 (905)
(B) Distance between edges of external legs and center legs	NA	29 (737)	41 (1041)	41 (1041)
(C) Distance between edges of center legs	41 1/8 (1045)	NA	NA	41 1/8 (1045)
Distance between front legs and splashguard	8 (203)	8 (203)	8 (203)	8 (203)
Electrical Service (Field Electrical Wiring Connection)				
(D) RH End of case to center of Field Electrical Wiring Connection (top of case)	39 3/8 (1000)	63 1/2 (1613)	87 1/2 (2223)	135 1/2 (3442)
Back of case to center of Field Electrical Wiring Connection	18 (457)	18 (457)	18 (457)	18 (457)
Length of electrical wireway	44 5/8 (1133)	33 1/2 (851)	45 7/8 (1165)	45 7/8 (1165)
(E) RH end of case to LH end of electrical wireway (top of case)	46 1/2 (1181)	70 1/2 (1791)	94 1/2 (2400)	142 5/8 (3630)
Waste Outlets				
(F) RH End of case to the center of waste outlet	24 1/8 (613)	24 1/8 (613)	24 1/8 (613)	72 1/4 (1835)
Back O/S of case to center of waste outlet(s)	33 1/2 (851)	33 1/2 (851)	33 1/2 (851)	33 1/2 (851)
Schedule 40 PVC drip pipe	1 1/4 (32)	1 1/4 (32)	1 1/4 (32)	1 1/4 (32)
Refrigeration Outlet				
(G) Back of case to center of refrigeration outlet	29 (737)	29 (737)	29 (737)	29 (737)
End of case to center of refrigeration outlet	8 1/2 (216)	8 1/2 (216)	8 1/2 (216)	8 1/2 (216)

Electrical Data

Number of Fans	4 ft	6 ft	8 ft	12 ft
10.3-in.	1	2	2	3

Evaporator Fan	Amperes				Watts			
	4 ft	6 ft	8 ft	12 ft	4 ft	6 ft	8 ft	12 ft
120V 60Hz Energy Efficient	0.40	0.80	0.80	1.20	24	48	48	72
230V 50/60Hz Energy Efficient	0.21	0.42	0.42	0.62	24	48	48	72

Minimum Circuit Ampacity

120V 60Hz Energy Efficient	0.60	1.00	1.00	1.40
230V 50/60Hz Energy Efficient	0.41	0.62	0.62	0.82

Maximum Over Current Protection 120V	20	20	20	20
Maximum Over Current Protection 230V	15	15	15	15

ONLY LIGHTING CONFIGURATIONS THAT ARE COMPLIANT WITH THE **U.S. DEPT. OF ENERGY (DOE) 2017** REGULATION ARE AVAILABLE FOR SALE FOR USE IN THE **U.S.A.**

STANDARD LIGHTING

EcoShine II Canopy

1 Row EcoShine II	0.16	0.26	0.32	0.48	19.3	31.6	38.6	58.0
-------------------	------	------	------	------	------	------	------	------

OPTIONAL LIGHTING

EcoShine II Canopy

1 Row EcoShine II HO	0.22	0.33	0.44	0.66	26.5	39.5	53.0	79.4
----------------------	------	------	------	------	------	------	------	------

Shelf

None

Mullion

EcoShine II 48-in.	0.23	0.40	0.40	0.57	27.3	47.7	47.7	68.2
--------------------	------	------	------	------	------	------	------	------

120V Lighting Circuit Total = Standard Lighting + Total Optional Lighting

230V Lighting Circuit Total = Multiply 120V Lighting Circuit Total by 0.52

FRAME ANTI-CONDENSATE HEATERS

(Only with EcoVision HA+ Door Option)	0.39	0.59	0.64	0.88	45.5	68.6	74.4	103.4
------------------------------------------	------	------	------	------	------	------	------	-------

Insight IDD5SL-R
Dairy / Delicatessen / Beverage

ENDS or PARTITIONS

Each standard end and each insulated partition adds 1 1/2 in. (38 mm) to case line up. Optional view end with end bumper adds 3 3/4 in. (95 mm).

PHYSICAL DATA

Merchandiser Drip Pipe (in.)	1 1/4
Schedule 40 PVC	
Merchandiser Liquid Line (in.)	3/8
Merchandiser Suction Line (in.)	5/8

ESTIMATED SHIPPING WEIGHT †

Case	4 ft	6 ft	8 ft	12 ft	Solid End (each)
lb (kg)	650 (295)	1050 (476)	1300 (590)	1750 (794)	80 (36)

† Actual weights will vary according to optional kits included.

Shelf Options

Approved shelf sizes for standard (horizontal, 2-3 position brackets) displays:

- 18-inch
- 20-inch
- 22-inch
- 24-inch

Contact engineering for non-standard (4 position brackets or other) display recommendations.

Minimum number of Shelves: 3

Optimal number of Shelves: 4

Maximum number of Shelves: 8

Maximum number of Lighted Shelves: 0

Standard shelf complement for test purposes: (4) rows of 22-inch shelves, evenly distributed vertically.

Replacement Parts List

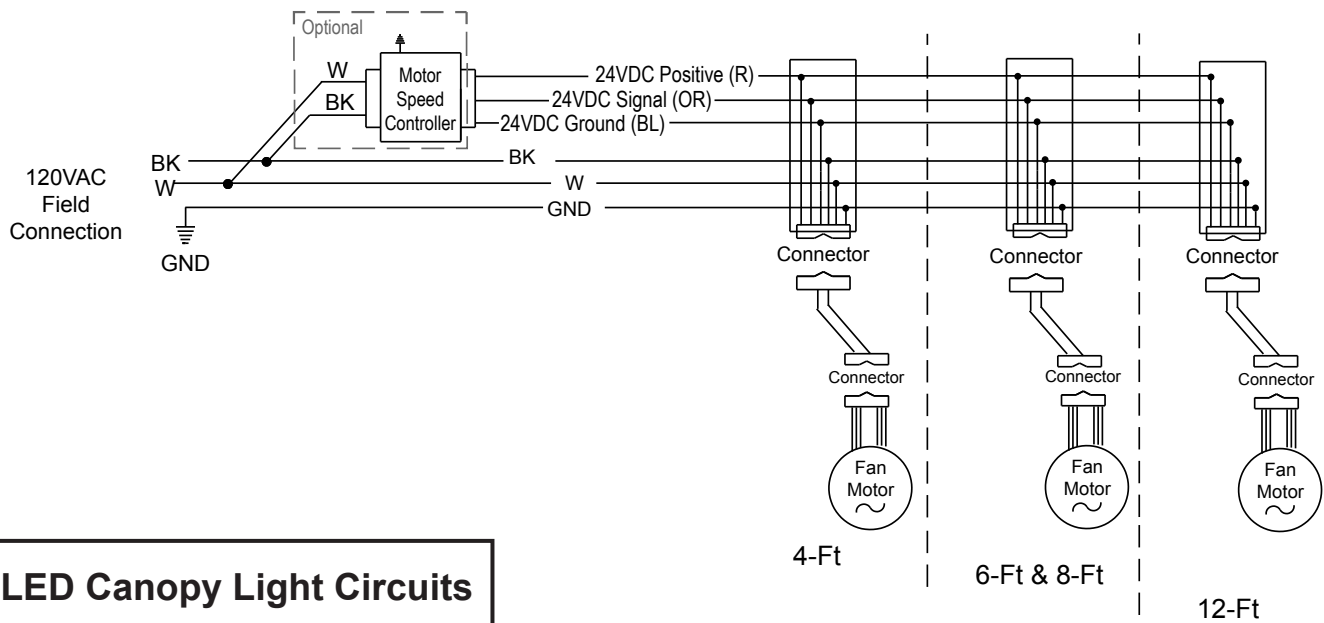
Part #	Description	Part #	Description
FAN ASSEMBLIES		HONEYCOMB - WHITE	
4 Ft, 6 Ft, 8 Ft & 12 Ft			
Standard HE Fan Assembly		0536831	4 ft, 8 ft, 12 ft
0535564	10.3-in. Fan Assembly	0536829	6 ft only
THERMOSTATS		OTHER	
OPTIONAL		Varies	Thermo-expansion Valve
LED FIXTURES AND POWER SUPPLY		EcoVISION HA+ FRAME HEATERS (OPTIONAL)	
0501213		4 Ft, 8 Ft & 12 Ft	
	Power Supply	0548654	Heater - Mullion End LH
	LED Canopy Fixture	0548652	Heater - Mullion Center
	<i>Replace with like fixtures.</i>	0548655	Heater - Retainer Bottom
	LED Mullion Fixture	0548653	Heater - Mullion End RH
	<i>Replace with like fixtures.</i>		
COILS		6 Ft	
0534323	4 ft, 8 ft, 12 ft	0548654	Heater - Mullion End LH
0534322	6 ft only	0548657	Heater - Mullion Center
		0548656	Heater - Retainer Bottom
		0548653	Heater - Mullion End RH

NOTE: For LED lighting parts contact your Hussmann service representative at 1-800-922-1919. Please have your model and serial number available. Descriptions including size and color are at [HTTP://WWW.HUSSMANN.COM/EN/PRODUCTS/LED-LIGHTING/PAGES/DEFAULT.ASPX](http://www.hussmann.com/en/products/led-lighting/pages/default.aspx).

FOR ADDITIONAL PARTS INFORMATION, VISIT
[HTTP://WWW.HUSSMANN.COM/EN/PAGES/AFTERMARKET-PARTS.ASPX](http://www.hussmann.com/en/pages/aftermarket-parts.aspx)

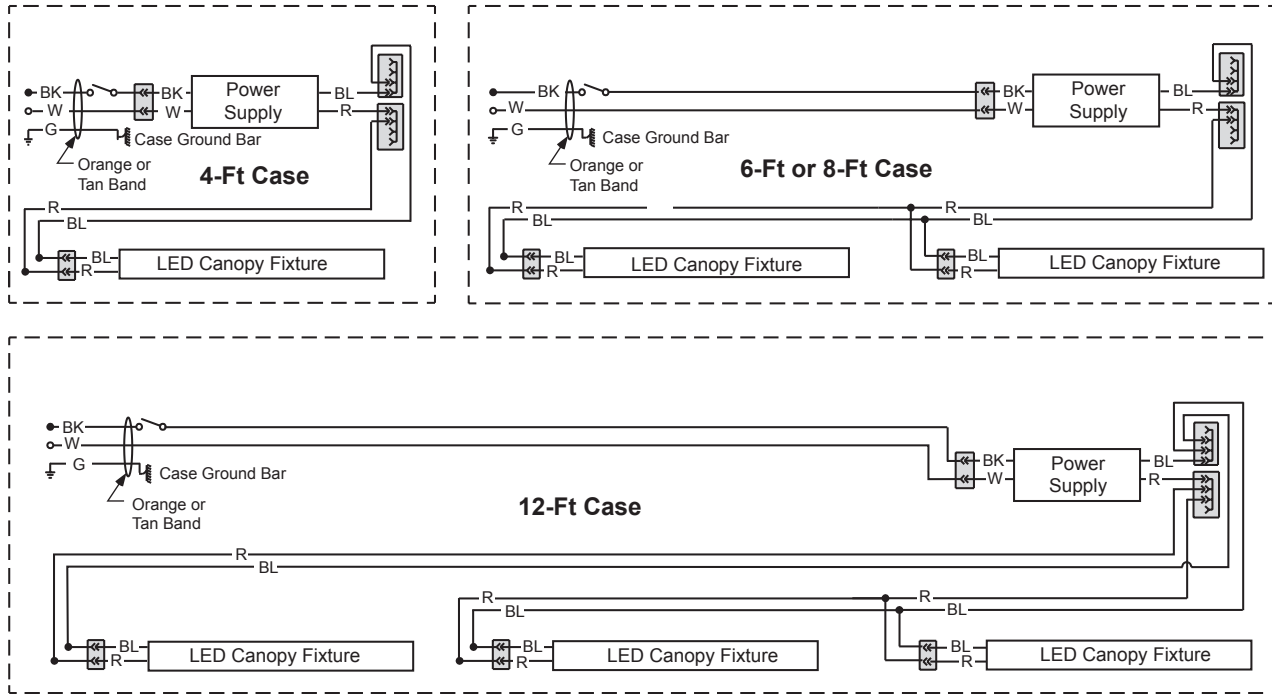
Insight IDD5SL-R
Dairy / Delicatessen / Beverage

Fan Wiring
Offtime Defrost



LED Canopy Light Circuits

EcoShine II LED Canopy Lighting — 1 Row

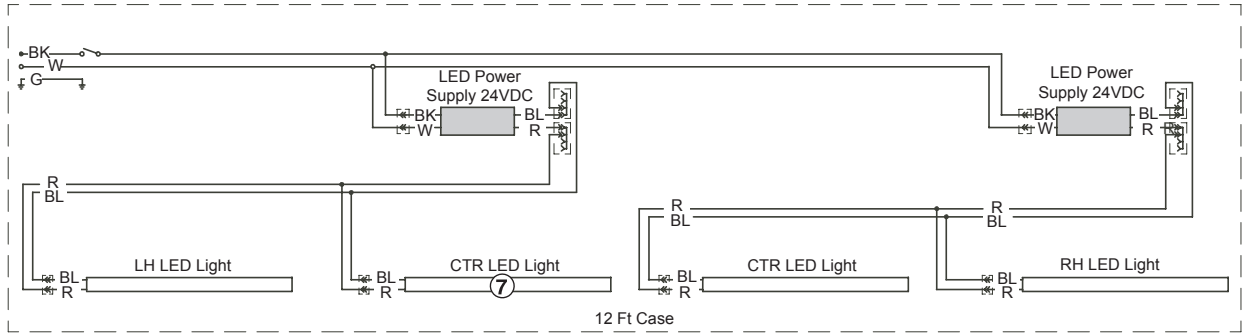
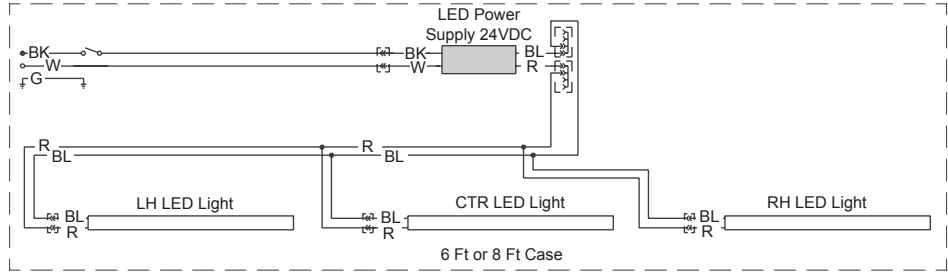
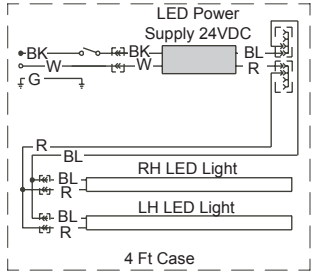


WARNING

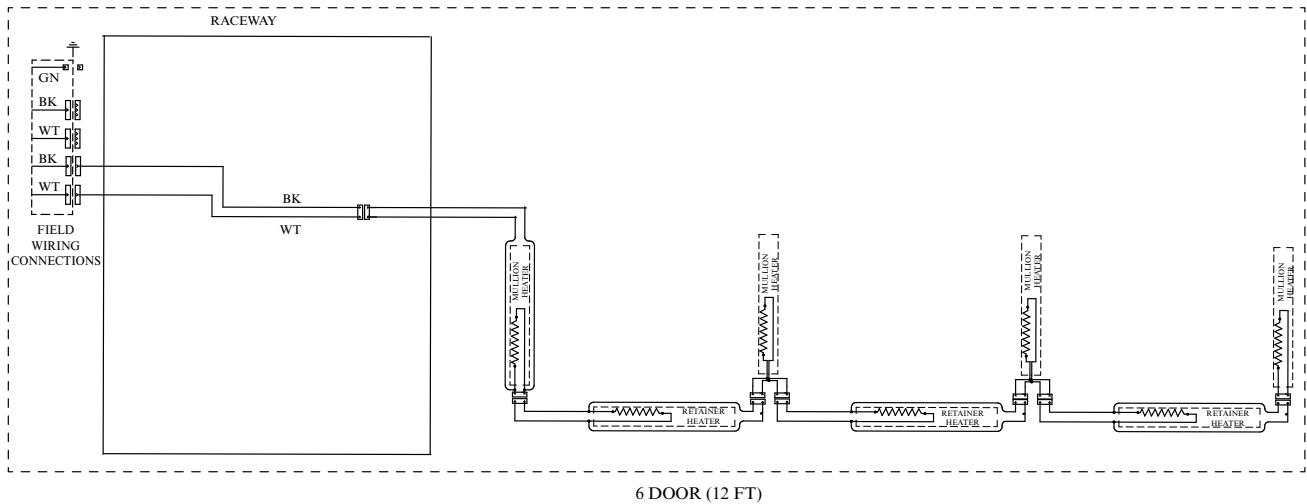
All components must have mechanical ground, and the merchandiser must be grounded.

R = Red Y = Yellow G = Green BL = Blue BK = Black W = White
 ● = 120V POWER ○ = 120V NEUTRAL ⊥ = FIELD GROUND ≡ = CASE GROUND

Mullion LED Lighting



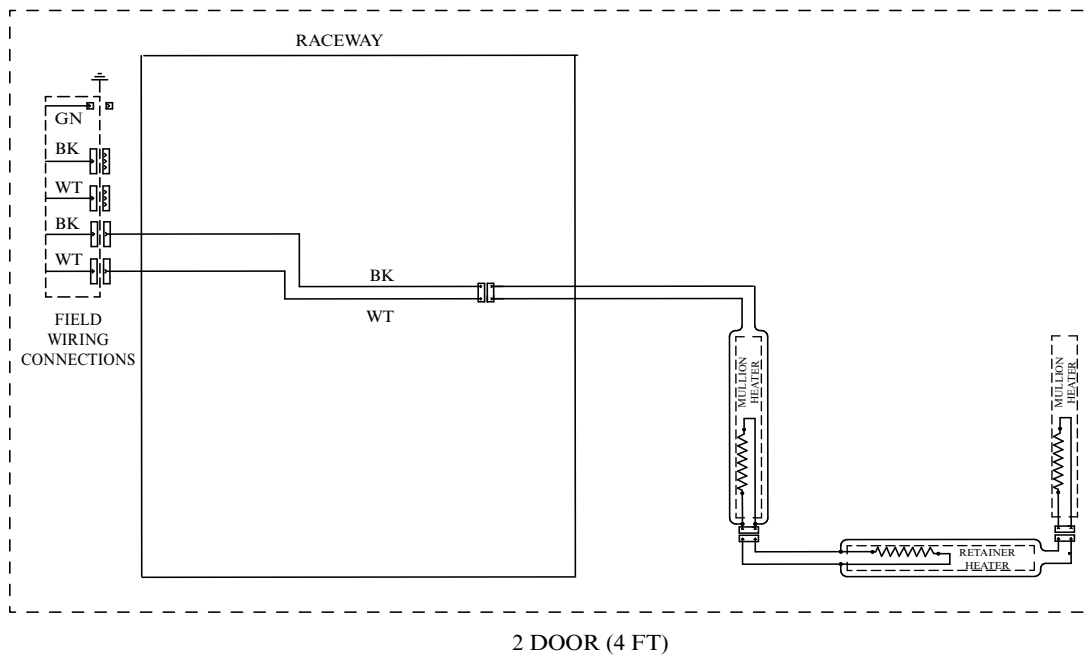
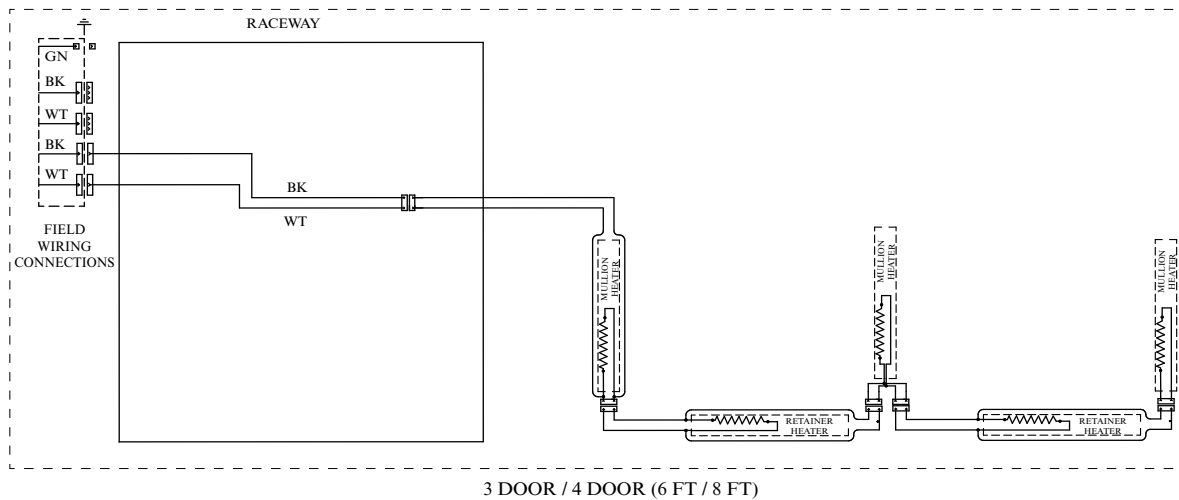
Door Frame Heater
EcoVision HA+ Only



WARNING

All components must have mechanical ground, and the merchandiser must be grounded.

R = Red Y = Yellow G = Green BL = Blue BK = Black W = White
 ● = 120V POWER ○ = 120V NEUTRAL ⚡ = FIELD GROUND ⏏ = CASE GROUND



WARNING

All components must have mechanical ground, and the merchandiser must be grounded.

R = Red Y = Yellow G = Green BL = Blue BK = Black W = White
 ● = 120V POWER ○ = 120V NEUTRAL ⏏ = FIELD GROUND *m* = CASE GROUND

Estimating Refrigeration and Electrical Load (for comparison purposes only)

Case Btu

To determine Btu for a case, refer to the performance data chart on Page 2. Select lit or unlit shelves, then select the type of remote refrigeration system (parallel or conventional), which will give Btu/hr/ft. Multiply this number by the length of the case to determine Btu per hour. Add 10 BTU/HR/FT for LED Mullion Lights.

Case Electrical

Refer to store legend to determine number of circuits. Lighting should be specified in store legend.

Fan electrical load for a case is computed by selecting the case length and fan voltage on Page 6. For example, a 12 ft case uses 3 fans. The store legend specifies fans on a 230V circuit. In this instance, fans use 0.62 Amps and the MCA is 0.82. When applied, ambient fans, anti-sweat heaters, controllers, etc. must be included in the MCA. Include lights in the MCA if lights are on same circuit.

Lights may be on a separate circuit. To estimate lighting load: select case length (12 ft), canopy lighting [standard or optional] (here 0.70 for standard), and mullion lighting [maximum for which case is wired] (0.57 for EcoShine II 48 mullion lights); then add together [$0.48 + 0.57 = 1.05$ amps for 120V] (for 230V, multiply $1.05 * 0.52 = 0.55$).

Line Sizing — Refer to store legend.

Hussmann Line Sizing Charts are engineered for use with Hussmann refrigeration equipment.



Scan QR code to
access product
information on your
mobile device.

Revision History

Revision A: April 2015: Original Issue

Revision B: October 2015: Updated application data.

Revision C: December 2015: Updated cross section and plan view.

Revision D: April 2016: Updated cover image, updated application data, added Gross Refrigerated Volume and updated plan view.

Revision E: June 2016: Updated cover image.

Revision F: June 2016: Updated cross section.

Revision G: August 2016: Updated cross section and plan view.

Revision H: January 2017: Removed EcoShine "Plus" references.

Revision J: April 2017. Updated LED energy values.

Revision K: April 2017. Updated LED energy values.

Revision L: October 2017. Updated notes page.

Revision M: May 2018: Updated lighting information.