


! ATTENTION – INSTALLER !



ATTENTION
INSTALLER



Shipping
Brace

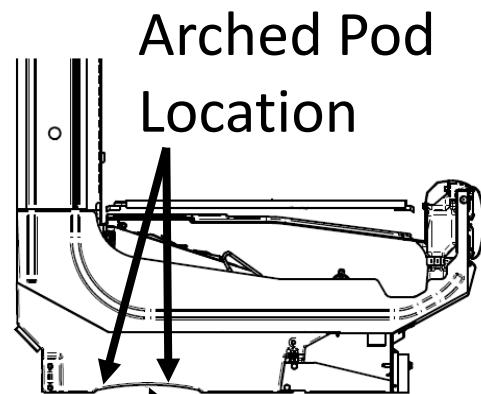
J-Bar

LIFT
HERE

LIFT POINTS

Shipping Brace & Arched Pod

Installer lift at either
of **THESE POINTS**
with J-bar when
moving case.



Arched Pod
Location

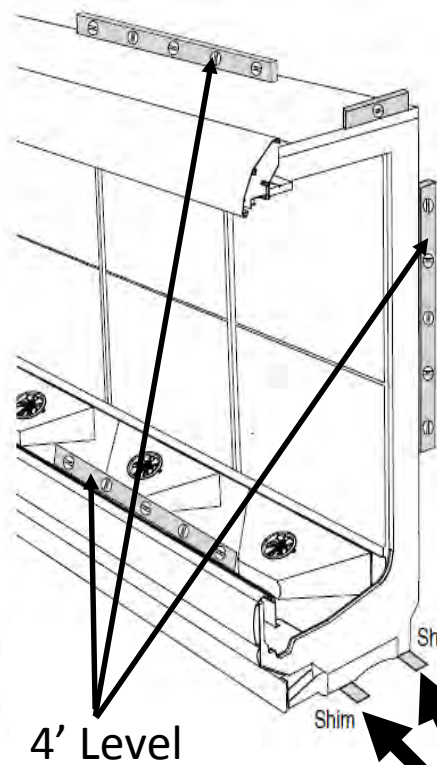
LIFT HERE

-IMPORTANT-

DON'T USE A PRY BAR UNDER THIS
END WHEN MOVING REFRIGERATOR

DO NOT LIFT Bottom Edge of End Panel

Installer is **RESPONSIBLE** for proper handing to avoid damage.



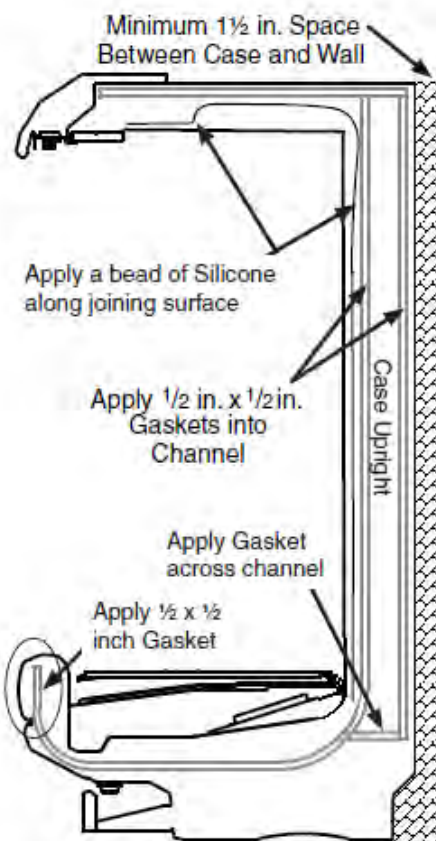
LEVELING

Shim Under Pods

Installer must use
shims **UNDER**
PODS & base
structure as
required. Installer
is **RESPONSIBLE**
for proper
LEVELING
of case.

SHIM

MANUAL - KIT INSTALLATION INSIGHT UNLOADING



Prep & Join case per Installation
Manual once case is
POSITIONED & LEVELED.