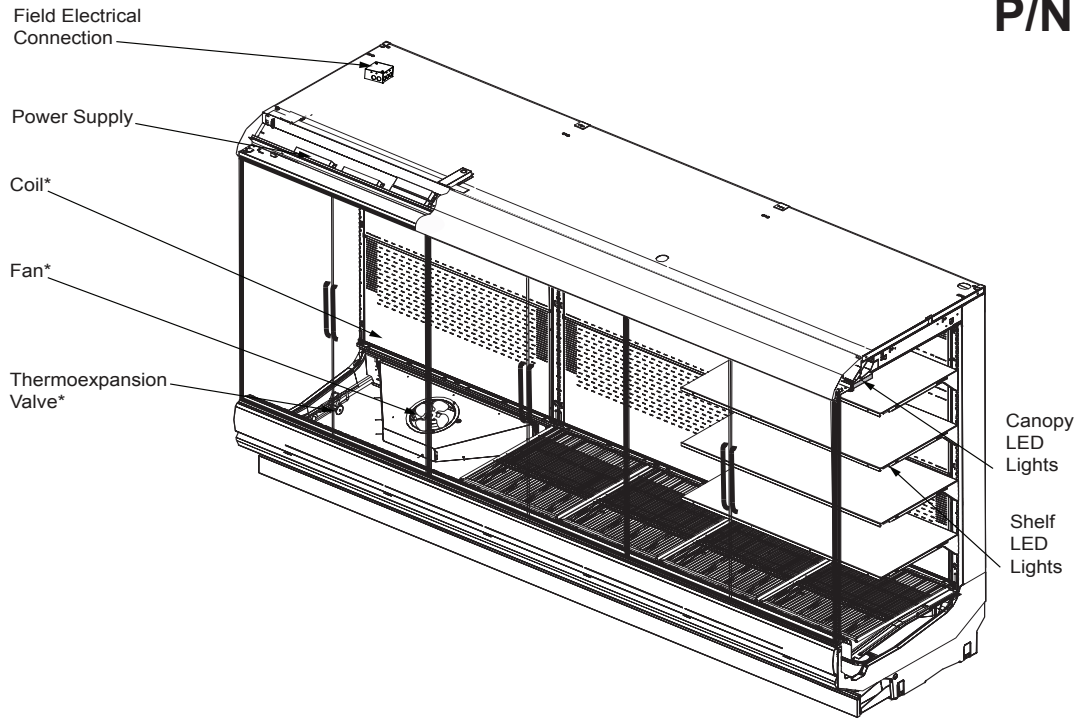


*Insight standard field electrical connections  
are at the top left of the merchandiser*



\*Coils, fans and TXVs are modular with one per 3 or 4 foot section.

Portion of parts removed for clarity.

12 foot merchandiser shown.

## NSF Certification

This merchandiser model is manufactured to meet NSF/ANSI (National Sanitation Foundation) Standard #7 requirements for construction, materials and cleanability.

*Insight standard  
electrical field  
connections are  
at the top of the  
merchandiser*

Performance Data	Page 2	Estimated Shipping Weights	Page 6
Product Data (AHRI Statistics)	Page 2	Shelf Options	Page 6
Cross Section	Page 3	Wiring Diagrams	Page 7
Plan View	Page 4	QR Code for Parts and Product Information	Page 10
Electrical Loads	Page 5	Revision History	Page 10

We reserve the right to change or revise specifications and product design in connection with any feature of our products. Such changes do not entitle the buyer to corresponding changes, improvements, additions or replacements for equipment previously sold or shipped.

Data sheet-Insight IDD5SL

# Insight **IDD5SL**

## Dairy / Delicatessen

### Refrigeration Data <sup>1</sup>

IDD5SL		Optimal Shelf Life					Energy Comparison
Door Option		EcoVision			EcoVision HA	EcoVision HA+	EcoVision
Application		Dairy/Deli/ Beverage/ Produce	Pegs <sup>4</sup>	Convertible/ Meat	NSF Type 2 Ambient <sup>5</sup>	Harsh Environment	AHRI 1200 Rating Point <sup>6</sup>
Unlit Mullions	Discharge Air °F (°C)	37 (2.77)	36 (2.22)	34 (1.11)	34 (1.11)	33 (0.55)	37 (2.77)
	Average Evaporator °F (°C) <sup>2,3</sup>	34 (1.11)	33 (0.55)	31 (-0.55)	31 (-0.55)	30 (-1.11)	34 (1.11)
	Parallel Btu/hr/ft (Watts/m)	180 (173)	200 (192)	215 (207)	225 (216)	280 (269)	180 (173)
	Conventional Btu/hr/ft (Watts/m)	185 (178)	205 (197)	220 (212)	230 (221)	285 (274)	185 (178)
Lit Mullions	Discharge Air °F (°C)	36 (2.22)	35 (1.66)	33 (0.55)	33 (0.55)	32 (0)	36 (2.22)
	Average Evaporator °F (°C) <sup>2,3</sup>	33 (0.55)	32 (0)	30 (-1.11)	30 (-1.11)	29 (-1.67)	33 (0.55)
	Parallel Btu/hr/ft (Watts/m)	194 (187)	214 (206)	228 (220)	238 (229)	292 (280)	194 (187)
	Conventional Btu/hr/ft (Watts/m)	200 (192)	220 (212)	235 (226)	245 (236)	300 (288)	200 (192)
Fan Speed	IDD5SL6 (8.25")	1300	1300	1300	1300	1300	1300
	IDD5SL4, 8, 12 (8.25")	1300	1300	1300	1300	1300	1300

#### Notes:

- All data based on store temperature and humidity that does not exceed NSF Type 1 ambient conditions of 75°F and 55% relative humidity except where noted.
- Average evaporator temperature shown. Use dew point for high glide refrigerants for unit sizing. Care should be taken to use the dew point in PT tables for measuring and adjusting superheat. Adjust evaporator pressure as needed to maintain discharge air temperature shown.
- For DX CO2 applications the average evaporator temperature may be lowered by 5°F but not more than 10°F. An EPR valve should be used if the system suction temperature is below 24°F. A 31°F flash tank temperature with a 24°F evaporator temperature is used when sizing default EEV selections to provide a minimum pressure drop across the valve of approximately 50 psig. For operating conditions that provide a pressure drop across the valve above 65 psig or below 35 psig, the electronic expansion valve size should be determined using the valve vendor sizing program and selected from the pull down list in the Hussmann Product Configurator (HPC).
- Hussmann Peg Shelves for Dairy/Deli applications only.
- Data for operation in NSF Type 2 ambient of 80°F and 55% relative humidity.
- AHRI 1200 Rating Point for energy consumption comparison only.

### Defrost Data

	Type 1	Harsh Environment
Frequency (hours between defrost)	24	12
OFFTIME Time (minutes)	40	30
ELECTRIC OR GAS	Not Available	
Defrost Water <sup>7</sup>	1.0 lb/ft/day (1.5 kg/m)	1.5 lb/ft/day (2.3 kg/m)

<sup>7</sup> (± 15% based on case configuration and product loading).

### Conventional Controls

IDD5SL
Low Pressure Backup Control CI/CO <sup>8</sup>
26°F / 16°F -3.3°C / -8.9°C
Indoor Unit Only, Pressure Defrost Termination
48°F (8.89°C)

<sup>8</sup> Use a Temperature Pressure Chart to determine PSIG conversions.

### Estimated Charge <sup>9</sup>

IDD5SL
4 ft 0.6 lb 10 oz 0.3 kg
6 ft 1.1 lb 18 oz 0.5 kg
8 ft 1.5 lb 24 oz 0.7 kg
12 ft 2.9 lb 46 oz 1.3 kg

<sup>9</sup> This is an average for all refrigerant types. Actual refrigerant charge may vary by approximately half a pound.

### Product Data

Gross Refrigerated Volume <sup>10</sup> (Cu Ft/Ft)	11.6 ft <sup>3</sup> /ft (1.08 m <sup>3</sup> /m)
AHRI Total Display Area <sup>11</sup> (Sq Ft/Ft)	4.29 ft <sup>2</sup> /ft (1.31 m <sup>2</sup> /m)
Shelf Area <sup>12</sup> (Sq Ft/Ft)	9.85 ft <sup>2</sup> /ft (3.00 m <sup>2</sup> /m)

<sup>10</sup> AHRI Gross Refrigerated Volume: Refrigerated Volume/Unit of Length, ft<sup>3</sup>/ft [m<sup>3</sup>/m]

<sup>11</sup> Computed using AHRI 1200 standard methodology: Total Display Area, ft<sup>2</sup> [m<sup>2</sup>]/Unit of Length, ft [m]

<sup>12</sup> Shelf surface area is composed of bottom deck plus standard shelf complement for this model: (4) rows of 22-in. shelves



Husmann refrigerated merchandisers configured for sale for use in the United States meet or surpass the requirements of the DOE 2017 energy efficiency standards.

Shelf complement shown as tested:

Four rows of 22-in. shelves spaced equally between bottom display pan and interior top panel.

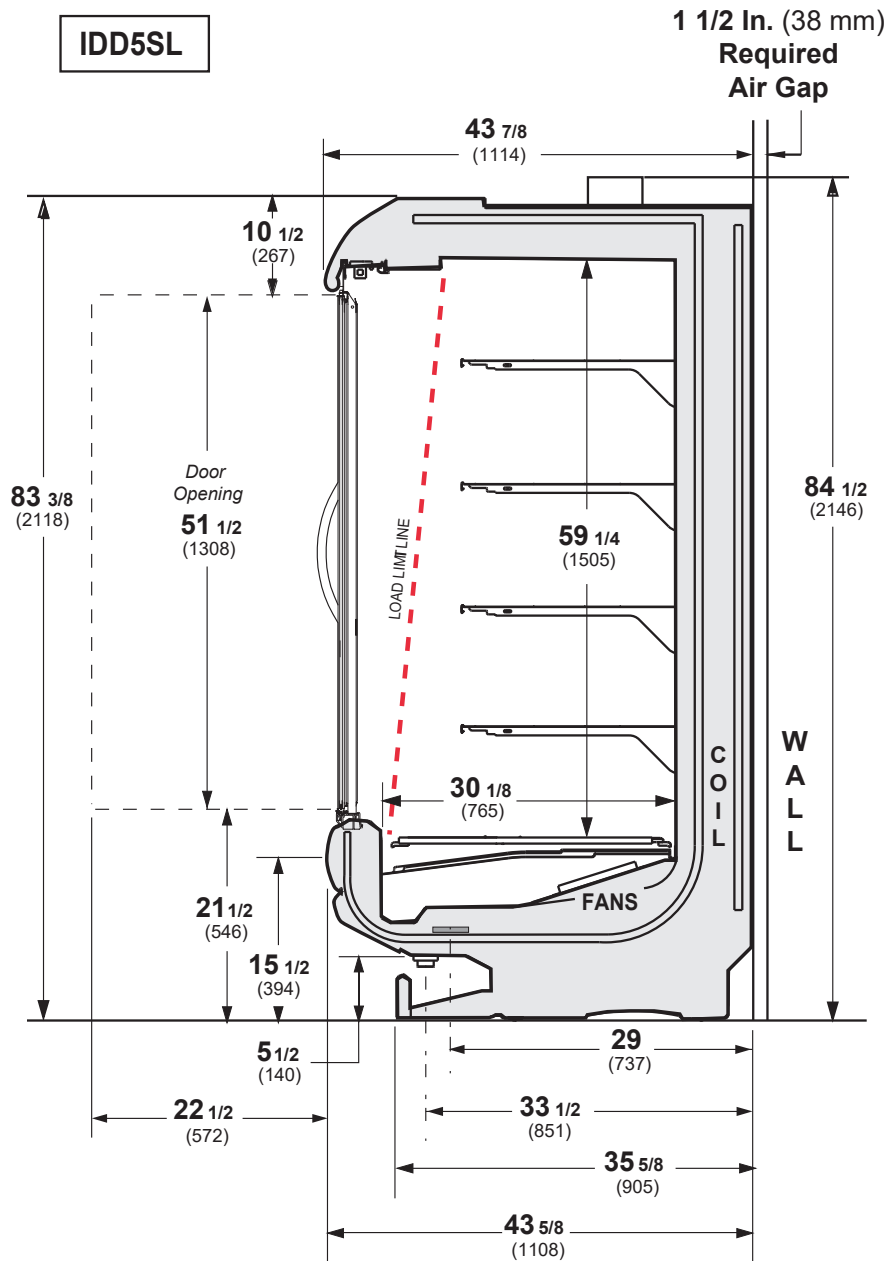
**Other optional kits (top piping and vent fans) add to the overall case height.**

**A minimum 1 1/2-in clearance required to remove raceway cover, 6 1/2-in for full access. See the Installation manual for instructions.**

**3-in. between back to back cases.**

**Shown with Ellipse Option Canopy and Bumper.**

Dimensions shown as in. and (mm).

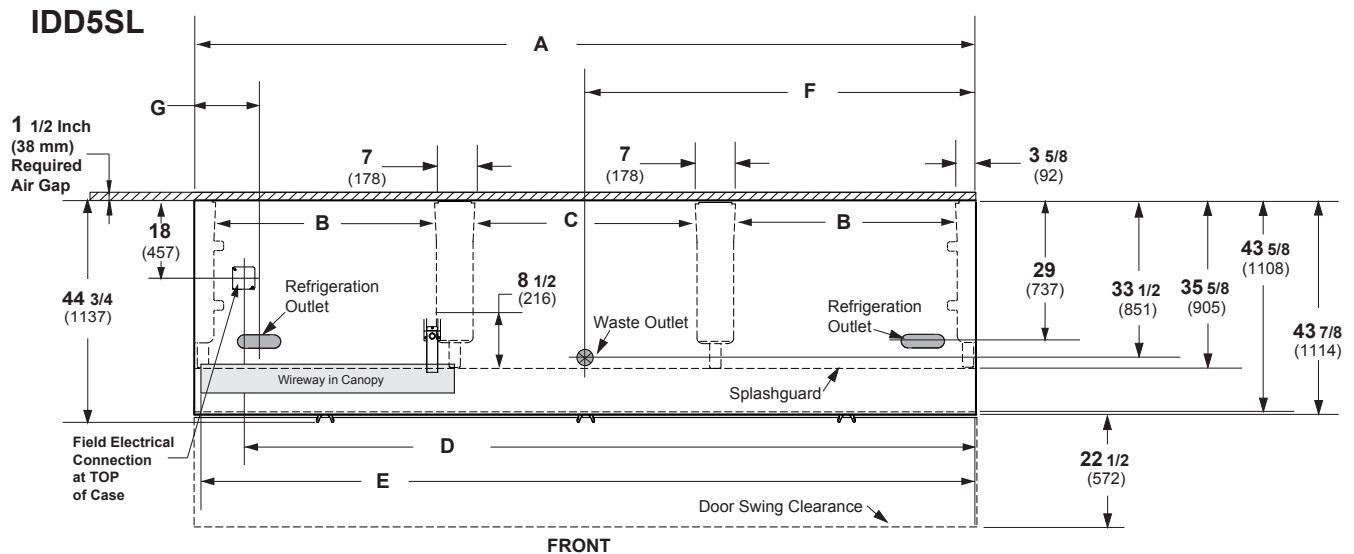


#### NSF Certification

This merchandiser model is manufactured to meet NSF/ANSI (National Sanitation Foundation) Standard #7 requirements for construction, materials and cleanability.

# Engineering Plan View

Dimensions shown as in. and (mm).



(12 Foot Model shown above)

	4 ft	6 ft	8 ft	12 ft
<b>General</b>				
(A) Case Length (without ends or partitions) (Each end and insulated partition adds 1 1/2 in. (38 mm) to case line up.)	48 1/8 (1222)	72 1/4 (1835)	96 1/4 (2445)	144 3/8 (3668)
Maximum O/S dimension of case back to front (includes bumper)	43 5/8 (1108)	43 5/8 (1108)	43 5/8 (1108)	43 5/8 (1108)
Back of case to front of splashguard	35 5/8 (905)	35 5/8 (905)	35 5/8 (905)	35 5/8 (905)
(B) Distance between edges of external legs and center legs	NA	29 (737)	41 (1041)	41 (1041)
(C) Distance between edges of center legs	41 1/8 (1045)	NA	NA	41 1/8 (1045)
Distance between front legs and splashguard	8 (203)	8 (203)	8 (203)	8 (203)
<b>Electrical Service (Field Electrical Wiring Connection)</b>				
(D) RH End of case to center of Field Electrical Wiring Connection (top of case)	39 3/8 (1000)	63 1/2 (1613)	87 1/2 (2223)	135 1/2 (3442)
Back of case to center of Field Electrical Wiring Connection	18 (457)	18 (457)	18 (457)	18 (457)
Length of electrical wireway	44 5/8 (1133)	33 1/2 (851)	45 7/8 (1165)	45 7/8 (1165)
(E) RH end of case to LH end of electrical wireway (top of case)	46 1/2 (1181)	70 1/2 (1791)	94 1/2 (2400)	142 5/8 (3630)
<b>Waste Outlets</b>				
(F) RH End of case to the center of waste outlet	24 1/8 (613)	24 1/8 (613)	24 1/8 (613)	72 1/4 (1835)
Back O/S of case to center of waste outlet(s)	33 1/2 (851)	33 1/2 (851)	33 1/2 (851)	33 1/2 (851)
Schedule 40 PVC drip pipe	1 1/4 (32)	1 1/4 (32)	1 1/4 (32)	1 1/4 (32)
<b>Refrigeration Outlet</b>				
(G) Back of case to center of refrigeration outlet	29 (737)	29 (737)	29 (737)	29 (737)
End of case to center of refrigeration outlet	8 1/2 (216)	8 1/2 (216)	8 1/2 (216)	8 1/2 (216)

## Electrical Data

Number of Fans	4 ft	6 ft	8 ft	12 ft
8.25-in.	1	2	2	3

				Amperes				Watts			
Evaporator Fan				4 ft	6 ft	8 ft	12 ft	4 ft	6 ft	8 ft	12 ft
120V	60Hz	Energy Efficient		0.25	0.50	0.50	0.75	16	32	32	48
230V	50/60Hz	Energy Efficient		0.13	0.26	0.26	0.39	16	32	32	48

Minimum Circuit Ampacity							
120V	60Hz	Energy Efficient		0.45	0.70	0.70	0.95
230V	50/60Hz	Energy Efficient		0.33	0.46	0.46	0.59

Maximum Over Current Protection 120V	20	20	20	20
Maximum Over Current Protection 230V	15	15	15	15

## Lighting

ONLY LIGHTING CONFIGURATIONS THAT ARE COMPLIANT WITH THE U.S. DEPT. OF ENERGY (DOE) 2017 REGULATION ARE AVAILABLE FOR SALE FOR USE IN THE U.S.A.

### STANDARD LED LIGHTING

#### LED Canopy Lights

1 Row	0.16	0.22	0.31	0.47	19	27	38	57
-------	------	------	------	------	----	----	----	----

#### Shelf

None

#### Optional LED Mullion Lights

48-in.	0.22	0.39	0.39	0.56	27	47	47	67
--------	------	------	------	------	----	----	----	----

120V Lighting Circuit Total = Standard Lighting + Total Optional Lighting

230V Lighting Circuit Total = Multiply 120V Lighting Circuit Total by 0.52

### FRAME ANTI-CONDENSATE HEATERS

(Only with EcoVision HA+ Door Option)	0.39	0.59	0.64	0.88	46	69	74	103
--	------	------	------	------	----	----	----	-----

#### ENDS or PARTITIONS

*Each standard end and each insulated partition adds 1 1/2 in. (38 mm) to case line up. Optional view end with end bumper adds 3 3/4 in. (95 mm).*

#### PHYSICAL DATA

Merchandiser Drip Pipe (in.)	1 1/4
Schedule 40 PVC	
Merchandiser Liquid Line (in.)	3/8
Merchandiser Suction Line (in.)	5/8

#### ESTIMATED SHIPPING WEIGHT †

Case	4 ft	6 ft	8 ft	12 ft	Solid End (each)
<b>lb (kg)</b>	760 (345)	920 (417)	1110 (504)	1260 (572)	80 (36)

† Actual weights will vary according to optional kits included.

## Shelf Options

Approved shelf sizes for standard (horizontal, 2-3 position brackets) displays:

18-inch  
20-inch  
22-inch  
24-inch

Contact engineering for non-standard (4 position brackets or other) display recommendations.

Minimum number of Shelves: 3

Optimal number of Shelves: 4

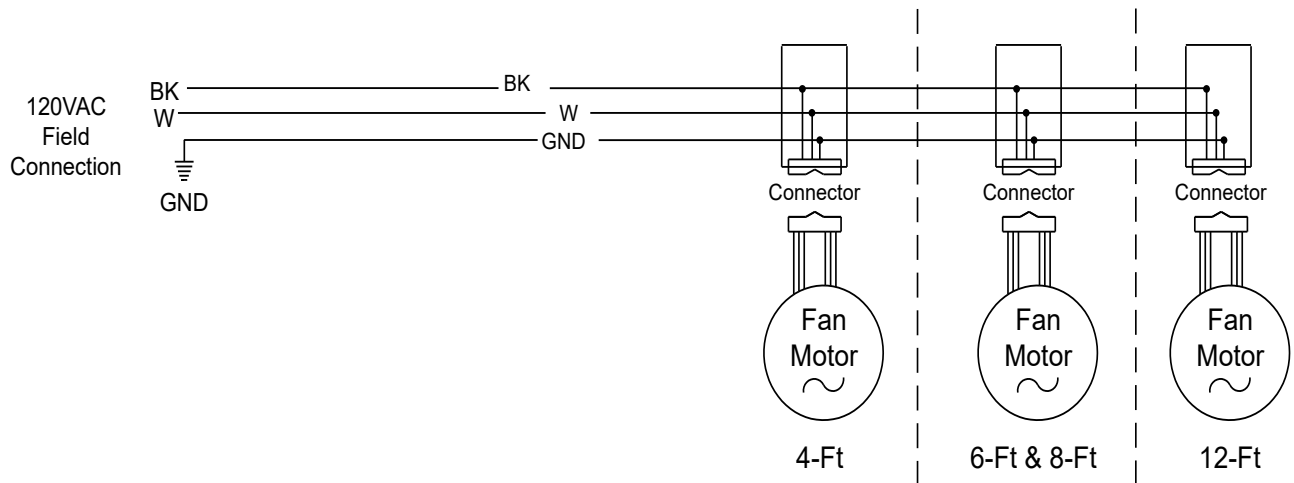
Maximum number of Shelves: 8

Maximum number of Lighted Shelves: 0

Standard shelf complement for test purposes: (4) 22-in. shelves, evenly distributed vertically

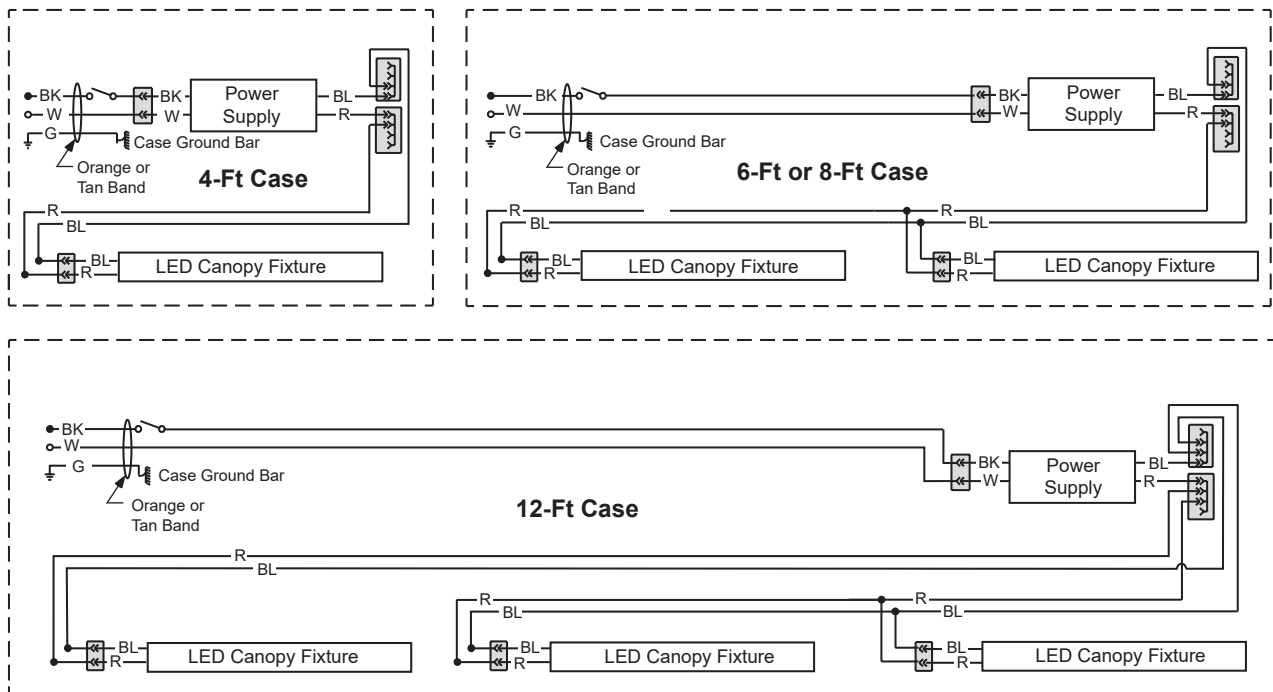
## Fan Wiring Offtime Defrost

## Insight **IDD5SL** Dairy / Delicatessen



## LED Canopy Light Circuits

## LED Canopy Lighting — 1 Row

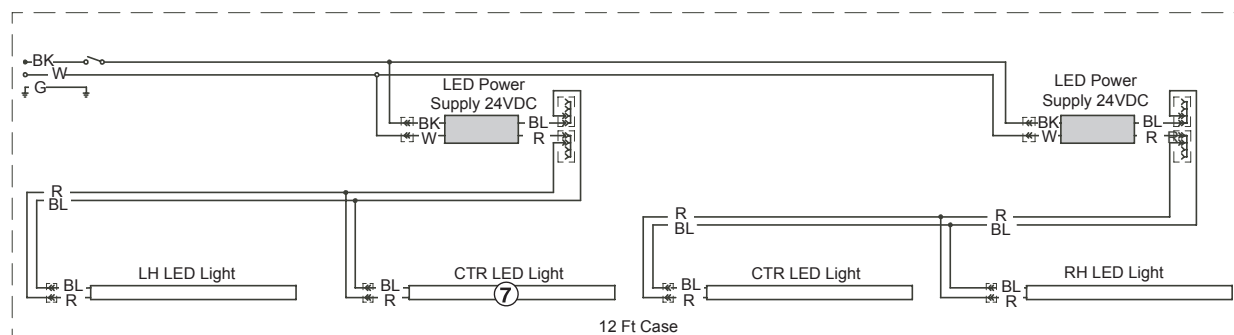
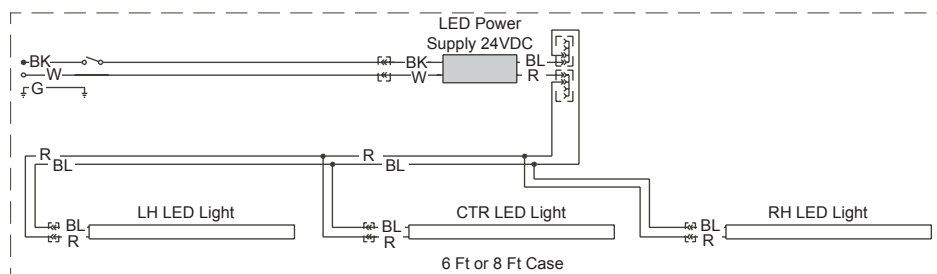


## WARNING

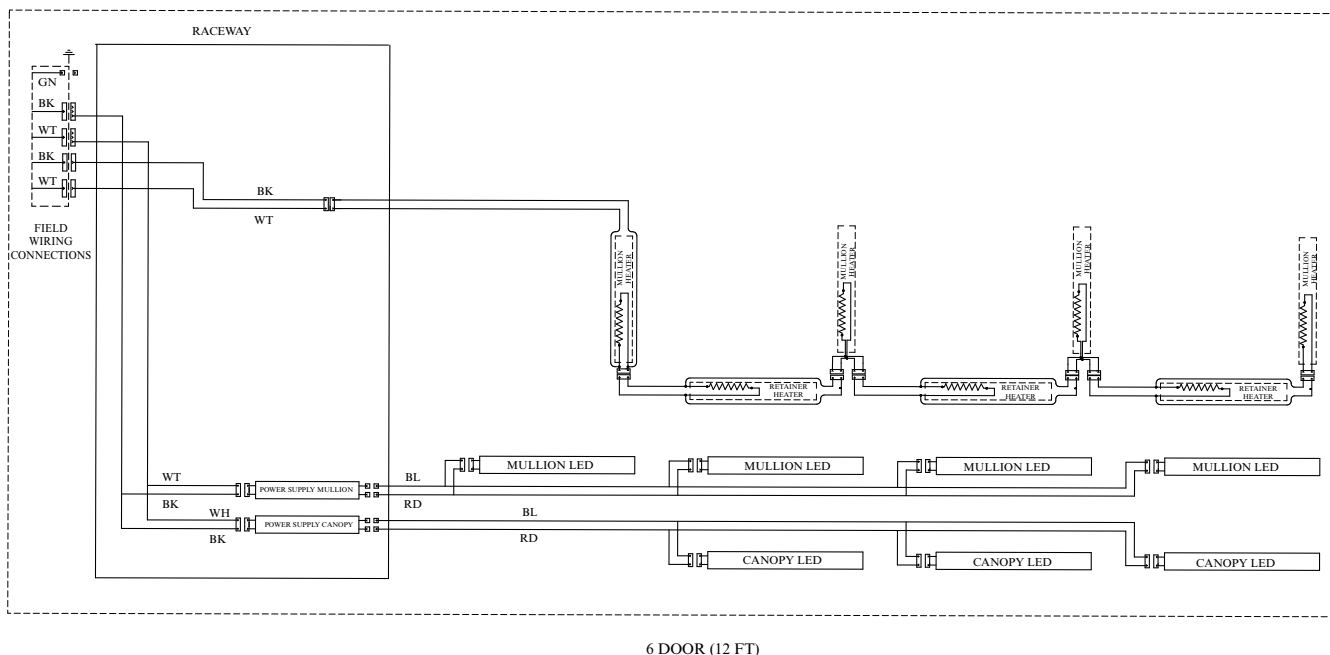
All components must have mechanical ground, and the merchandiser must be grounded.

R = Red    Y = Yellow    G = Green    BL = Blue    BK = Black    W = White  
 ● = 120V POWER    ○ = 120V NEUTRAL    ⊥ = FIELD GROUND    ≡ = CASE GROUND

## Mullion LED Lighting



## Door Frame Heater EcoVision HA+ Only



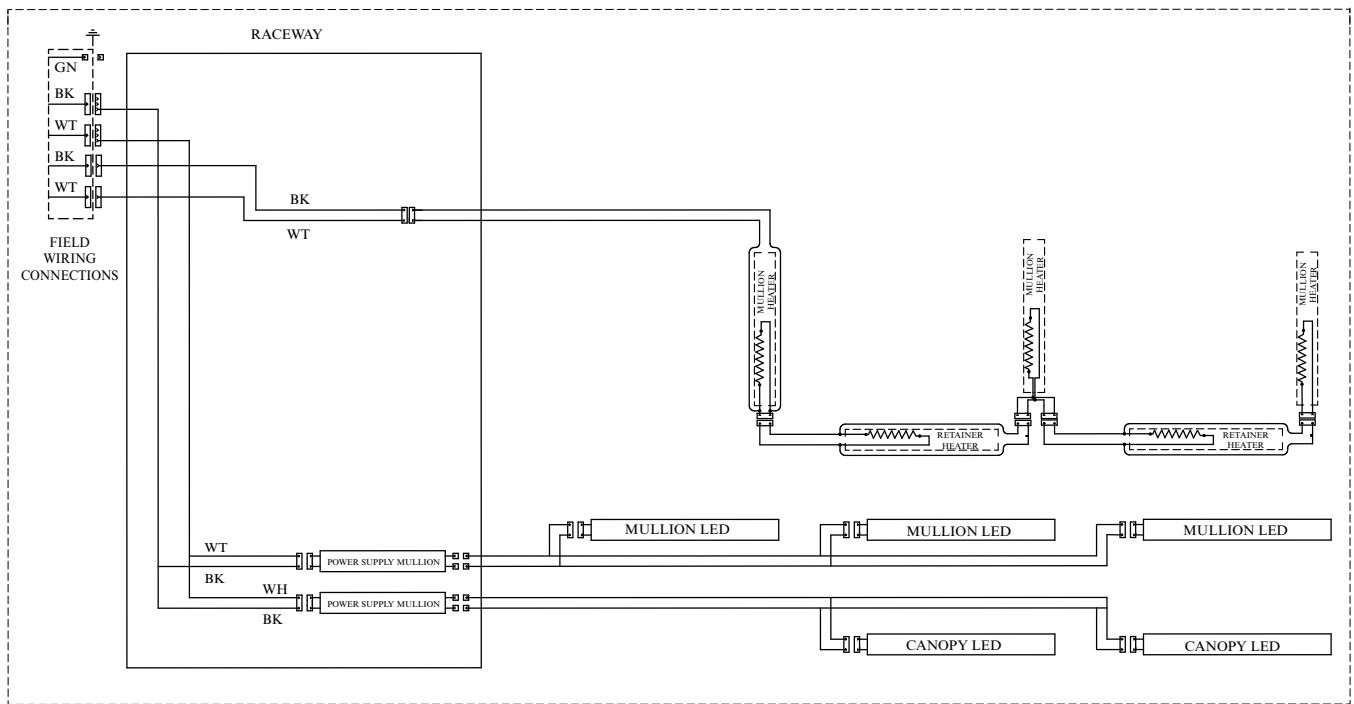
All components must have mechanical ground, and the merchandiser must be grounded.

R = Red    Y = Yellow    G = Green    BL = Blue    BK = Black    W = White  
 ● = 120V POWER    ○ = 120V NEUTRAL    ⊥ = FIELD GROUND     $\overline{\text{mm}}$  = CASE GROUND

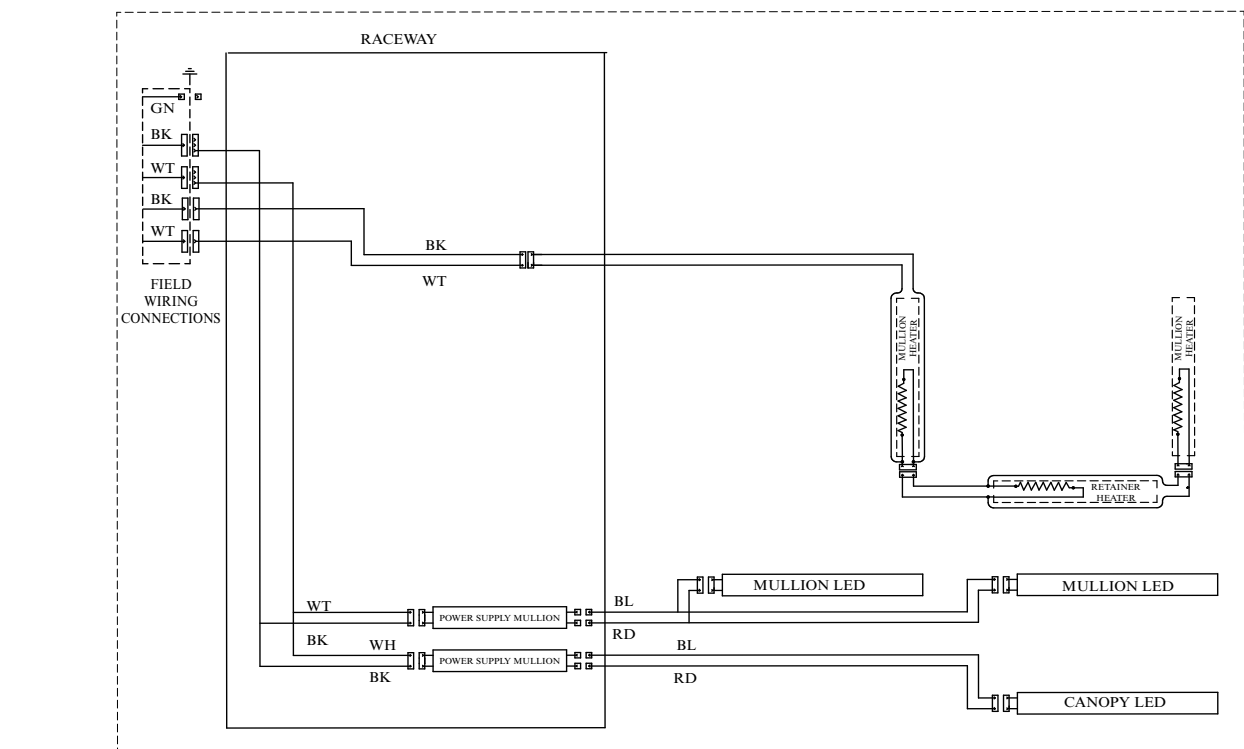


# Door Frame Heater EcoVision HA+ Only

**Insight IDD5SL**  
Dairy / Delicatessen




3 DOOR / 4 DOOR (6 FT / 8 FT)



2 DOOR (4 FT)

## WARNING

All components must have mechanical ground, and the merchandiser must be grounded.

R = Red   Y = Yellow   G = Green   BL = Blue   BK = Black   W = White  
 ● = 120V POWER   ○ = 120V NEUTRAL   ⊥ = FIELD GROUND    = CASE GROUND

## Estimating Refrigeration and Electrical Load (for comparison purposes only)

### Case Btu

To determine Btu for a case, refer to the performance data chart on Page 2. Select lit or unlit shelves, then select the type of remote refrigeration system (parallel or conventional), which will give Btu/hr/ft. Multiply this number by the length of the case to determine Btu per hour. Add 10 BTU/HR/FT for LED Mullion Lights.

### Case Electrical

Refer to store legend to determine number of circuits. Lighting should be specified in store legend.

Fan electrical load for a case is computed by selecting the case length and fan voltage on Page 6. For example, a 12 ft case uses 3 fans. The store legend specifies fans on a 230V circuit. In this instance, fans use 0.39 Amps and the MCA is 0.59. When applied, ambient fans, anti-sweat heaters, controllers, etc. must be included in the MCA. Include lights in the MCA if lights are on same circuit.

Lights may be on a separate circuit. To estimate lighting load: select case length (12 ft), canopy lighting [standard or optional] (here 0.70 for standard), and mullion lighting [maximum for which case is wired] (0.57 for EcoShine II 48" mullion lights); then add together  $[0.48 + 0.57 = 1.05 \text{ amps for } 120\text{V}]$  (for 230V, multiply  $1.05 * 0.52 = 0.55$ ).

### Line Sizing — Refer to store legend.

Hussmann Line Sizing Charts are engineered for use with Hussmann refrigeration equipment.



Scan the QR code with your mobile device to access additional product information or order parts.

Parts may also be ordered at:

**parts.hussmann.com**

**Call toll free: 1.855.487.7778**

---

## Revision History

Revision A: August 2013: Original Issue

Revision B: October 2015: Added coil, fan and fan speed selector callouts to cover image. Updated Refrigeration Data on Page 2. Added clearance, access notes and updated cross section image.

Revision C: December 2015: Updated cross section and plan view.

Revision D: April 2016: Updated cover image, updated application data, added Gross Refrigerated Volume and updated plan view.

Revision E: June 2016: Updated cross section.

Revision F: August 2016: Updated cross section and plan view.

Revision G: January 2017: Removed EcoShine "Plus" references.

Revision H: April 2017: Updated LED energy values.

Revision J: April 2017: Updated LED energy values.

Revision K: September 2017: Updated notes page.

Revision L: May 2018: Updated lighting information.

Revision M: February 2021: Removed replacement parts page, updated electrical data and updated cross section.

Revision N: January 2023. Added CO<sub>2</sub> note, Page 2.

Revision P: November 2023: Updated fan and lighting information.