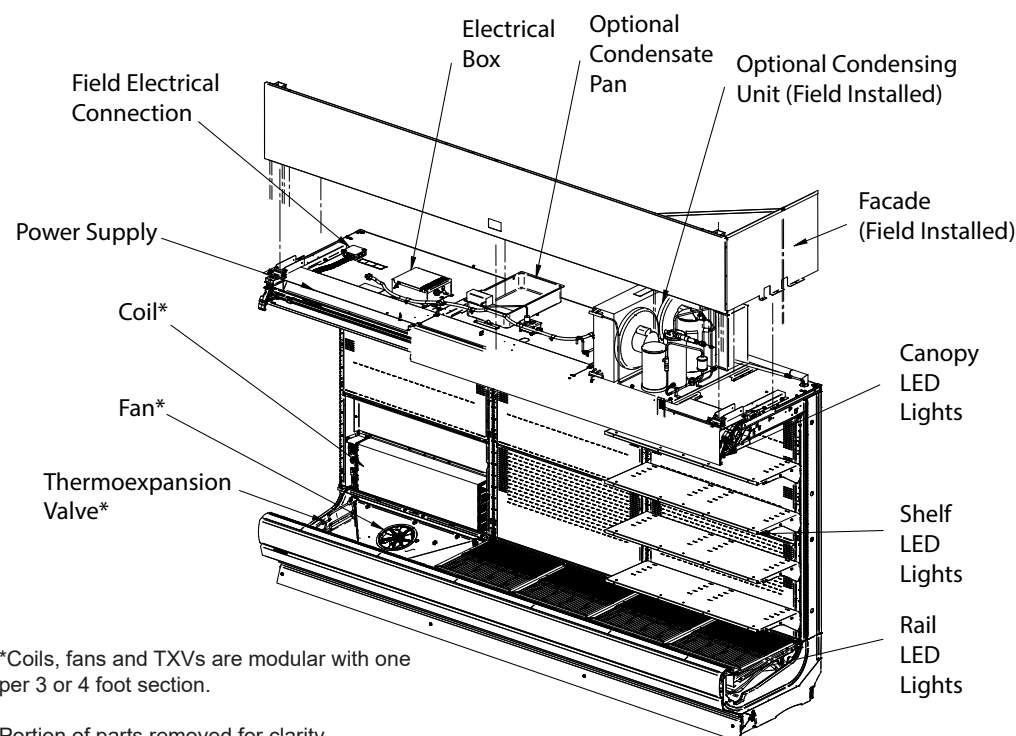


*Insight standard field electrical connections
are at the top left of the merchandiser*



*Coils, fans and TXVs are modular with one per 3 or 4 foot section.

Portion of parts removed for clarity.

12 foot merchandiser shown.



NSF Certification

This merchandiser model is manufactured to meet NSF/ANSI (National Sanitation Foundation) Standard #7 requirements for construction, materials and cleanability.

Performance Data	Page 2	Estimated Shipping Weights	Page 7
Product Data (AHRI Statistics)	Page 2	Shelf Options	Page 7
Cross Section	Page 4	Wiring Diagrams	Page 8
Plan View	Page 5	Computing Refrigeration and Electrical Load	Page 11
Electrical Loads	Page 6	QR Code for Parts and Product Information	Page 11
		Revision History	Page 11

Data sheet-Insight IDF5NL

We reserve the right to change or revise specifications and product design in connection with any feature of our products. Such changes do not entitle the buyer to corresponding changes, improvements, additions or replacements for equipment previously sold or shipped.

Insight ID5FNL

Dairy / Delicatessen / Meat

Refrigeration Data ¹

ID5FNL		Optimal Shelf Life				Energy Comparison
Application		Dairy/Deli/ Beverage/ Produce	Convertible/ Meat	NSF Type 2 Ambient ³	Pegs ⁴	AHRI 1200 Rating Point ⁵
Unlit Shelves	Discharge Air °F (°C)	33 (0.55)	31 (-0.55)	30 (-1.11)	32 (0)	34 (1.11)
	Average Evaporator °F (°C) ²	28 (-2.22)	27 (-2.77)	26 (-3.33)	26 (-3.33)	30 (-1.11)
	Parallel Btu/hr/ft (Watts/m) ⁶	1060 (1019)	1115 (1072)	1325 (1274)	1380 (1327)	1025 (986)
	Conventional Btu/hr/ft (Watts/m) ⁶	1155 (1111)	1215 (1168)	1445 (1390)	1505 (1447)	1115 (1072)
Lit Shelves	Discharge Air °F (°C)	31 (-0.55)	30 (-1.11)	29 (-1.66)	N/A	33 (0.55)
	Average Evaporator °F (°C) ²	27 (-2.77)	26 (-3.33)	25 (-3.88)	N/A	29 (-1.66)
	Parallel Btu/hr/ft (Watts/m) ^{6,7}	1075 (1034)	1135 (1091)	1350 (1298)	N/A	1035 (995)
	Conventional Btu/hr/ft (Watts/m) ^{6,7}	1170 (1125)	1235 (1188)	1470 (1414)	N/A	1130 (1087)
Fan Speed ⁸	ID5FNL6 (8.25")	1400 ⁸	1600 ⁸	1600 ⁸	1400 ⁸	1400 ⁸
	ID5FNL4, 8, 12 (8.25")	1400 ⁸	1600 ⁸	1600 ⁸	1400 ⁸	1400 ⁸

Notes:

- All data based on store temperature and humidity that does not exceed NSF Type 1 ambient conditions of 75°F and 55% relative humidity except where noted.
- Average evaporator temperature shown. Use dew point for high glide refrigerants for unit sizing. Care should be taken to use the dew point in PT tables for measuring and adjusting superheat. Adjust evaporator pressure as needed to maintain discharge air temperature shown.
- Data for operation in NSF Type 2 ambient of 80°F and 55% relative humidity.
- Husmann Peg Shelves for Dairy/Deli applications only.
- AHRI 1200 Rating Point for energy consumption comparison only.
- Subtract 60 Btu/hr/ft (57.7 Watts/m) for front glass (on applicable models).
- Add 10 Btu/hr/ft (9.6 Watts/m) per shelf row for LED shelf light fixtures.
- Some lengths and/or applications require optional fan motor kits applied by the Husmann Product Configurator (HPC).

Defrost Data

Frequency (hours between defrost) 4

Defrost Water ⁹ 8.2 lb/ft/day
(12.2 kg/m)

⁹ (± 15% based on case configuration and product loading).

OFFTIME
Time (minutes) 20

ELECTRIC OR GAS Not Available

Conventional Controls

**Low Pressure Backup
Control Cl/CO** ¹⁰

20°F / 10°F
-6.7°C / -12.2°C

**Indoor Unit Only,
Pressure Defrost
Termination** ¹⁰

48°F (8.9°C)

¹⁰ Use a Temperature Pressure Chart to determine PSIG conversions.

Product Data

Gross Refrigerated Volume ¹¹ (Cu Ft/Ft) 9.6 ft³/ft (0.89 m³/m)

AHRI Total Display Area ¹² (Sq Ft/Ft) 4.56 ft²/ft (1.39 m²/m)

Shelf Area ¹³ (Sq Ft/Ft) 8.10 ft²/ft (2.47 m²/m)

¹¹ AHRI Gross Refrigerated Volume: Refrigerated Volume/Unit of Length, ft³/ft [m³/m]

¹² Computed using AHRI 1200 standard methodology: Total Display Area, ft² [m²]/Unit of Length, ft [m]

¹³ Shelf surface area is composed of bottom deck plus standard shelf complement for this model: (4) rows of 16-in. shelves

Refrigeration Data Continued

Total Working Refrigerant Charge ¹⁴

Air-Cooled

With Recommended Condensing Unit Installed

4 ft	5 lb, 6 oz	/	2.45 kg
6 ft	7 lb	/	3.18 kg
8 ft	7 lb, 6 oz	/	3.36 kg
12 ft	8 lb, 13 oz	/	4.00 kg

Water-Cooled

With Recommended HMDSLMT Condensing Unit Installed

4 ft	3 lb, 10 oz	/	1.63 kg
6 ft	3 lb, 13 oz	/	1.73 kg
8 ft	4 lb	/	1.82 kg
12 ft	5 lb, 2 oz	/	2.32 kg

¹⁴ The Total Refrigerant Charge includes the case and condensing unit. Both ship pre-charged with a portion of the total refrigerant.

Insight IDF5NL
Dairy / Delicatessen / Meat

Insight Freedom Multideck Merchandiser, 5 Display Levels, Narrow Bottom, Low Height Front

DOE 2017
Energy Efficiency
Compliant

Hussmann refrigerated merchandisers configured for sale for use in the United States meet or surpass the requirements of the DOE 2017 energy efficiency standards.

Dimensions shown as in. and (mm).

Other optional kits (top piping and vent fans) add to the overall case height.

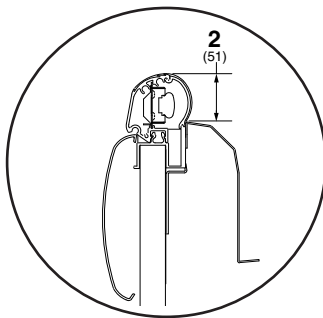
A minimum 1 1/2-in. clearance required to remove raceway cover, 6 1/2-in. for full access. See the Installation manual for instructions.

3-in. between back to back cases.

Shelf complement shown as tested:

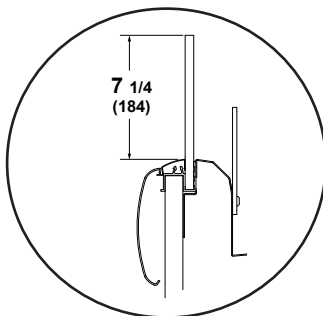
Four rows of 16-in. shelves spaced equally between bottom display pan and interior top panel.

OPTIONAL RAIL LIGHT

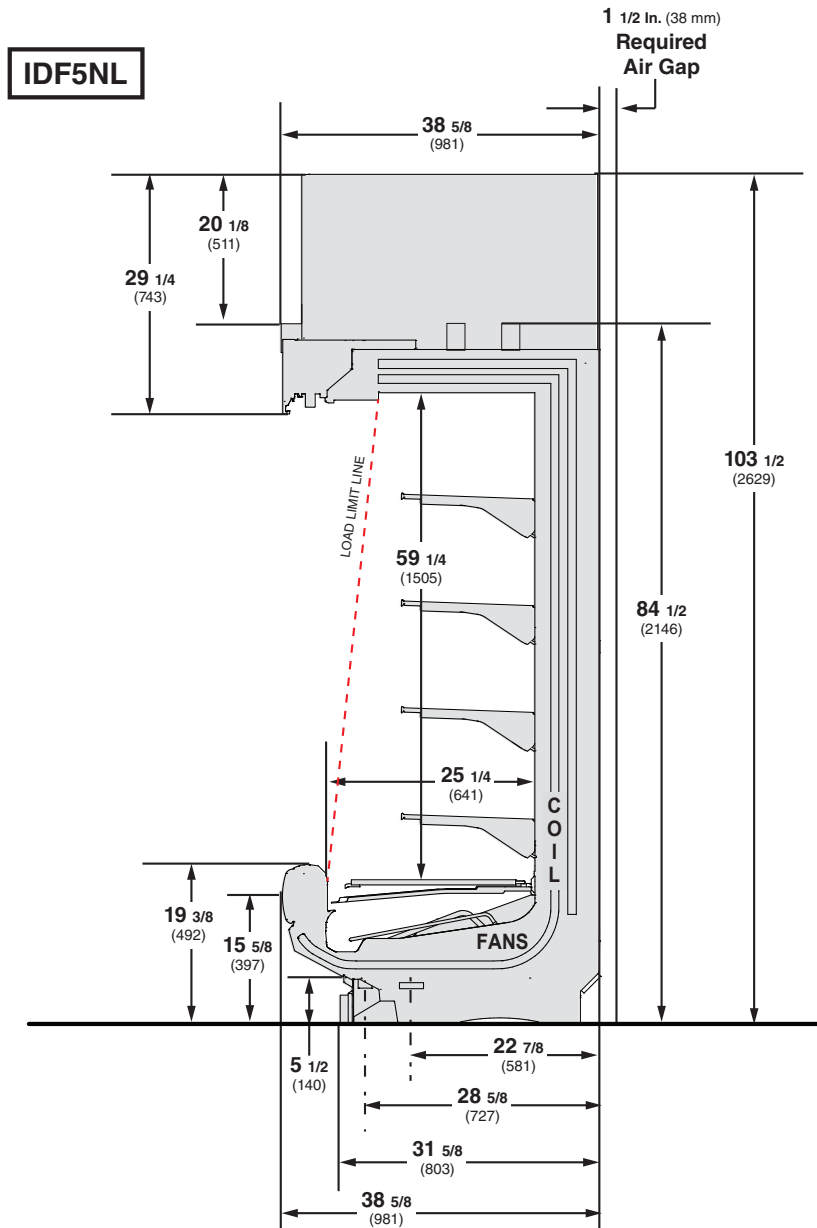


Rail light cannot be used with glass front option.

OPTIONAL GLASS FRONT



Glass front cannot be used with rail light option.



NSF Certification

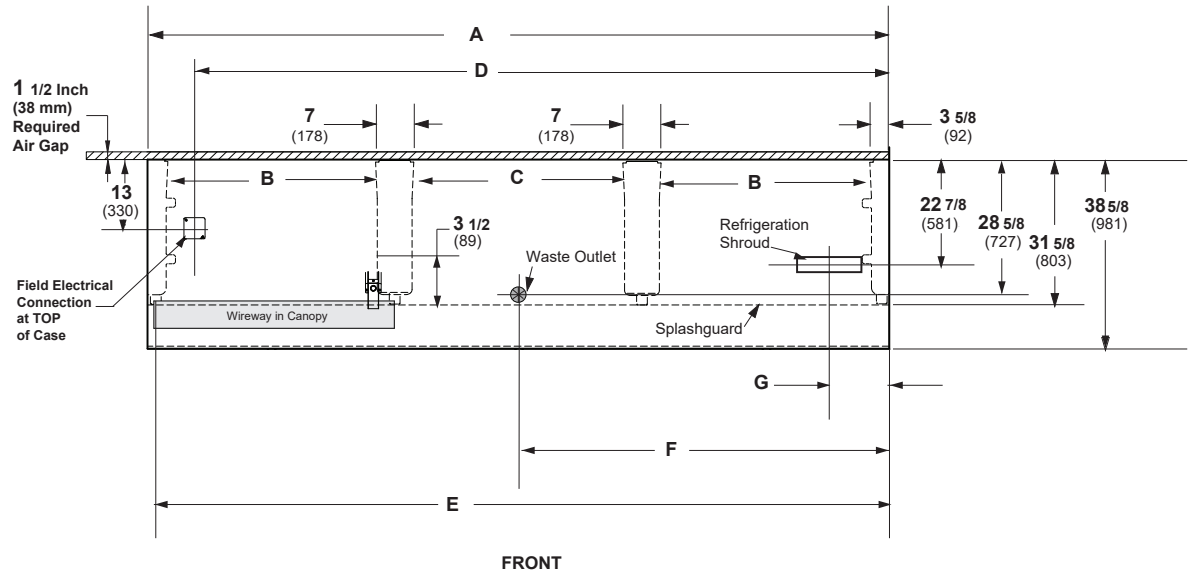
This merchandiser model is manufactured to meet NSF/ANSI (National Sanitation Foundation) Standard #7 requirements for construction, materials and cleanability.

Engineering Plan View

Insight IDF5NL
Dairy / Delicatessen / Meat

IDF5NL

Dimensions shown as in. and (mm).



(12 Foot Model shown above)

	4 ft	6 ft	8 ft	12 ft
General				
(A) Case Length (without ends or partitions) (Each end and insulated partition adds 1 1/2 in. (38 mm) to case line up.)	48 1/8 (1222)	72 1/4 (1835)	96 1/4 (2445)	144 3/8 (3668)
Maximum O/S dimension of case back to front (includes bumper)	38 5/8 (981)	38 5/8 (981)	38 5/8 (981)	38 5/8 (981)
Back of case to front of splashguard	30 5/8 (778)	30 5/8 (778)	30 5/8 (778)	30 5/8 (778)
(B) Distance between edges of external legs and center legs	NA	29 (737)	41 (1041)	41 (1041)
(C) Distance between edges of center legs	41 1/8 (1045)	NA	NA	41 1/8 (1045)
Distance between front legs and splashguard	3 1/4 (83)	3 1/4 (83)	3 1/4 (83)	3 1/4 (83)
Electrical Service (Field Electrical Wiring Connection)				
(D) RH End of case to center of Field Electrical Wiring Connection (top of case)	39 3/8 (1000)	63 1/2 (1613)	87 1/2 (2223)	135 1/2 (3442)
Back of case to center of Field Electrical Wiring Connection	13 (330)	13 (330)	13 (330)	13 (330)
Length of electrical wireway	44 5/8 (1133)	33 1/2 (851)	45 7/8 (1165)	45 7/8 (1165)
(E) RH end of case to LH end of electrical wireway (top of case)	46 1/2 (1181)	70 1/2 (1791)	94 1/2 (2400)	142 5/8 (3630)
Waste Outlets				
(F) RH End of case to the center of waste outlet	24 1/8 (613)	24 1/8 (613)	24 1/8 (613)	72 1/4 (1835)
Back O/S of case to center of waste outlet(s)	28 5/8 (727)	28 5/8 (727)	28 5/8 (727)	28 5/8 (727)
Schedule 40 PVC drip pipe	1 1/4 (32)	1 1/4 (32)	1 1/4 (32)	1 1/4 (32)
Refrigeration Shroud				
(G) Back of case to center of refrigeration shroud	22 7/8 (581)	21 1/8 (537)*	22 7/8 (581)	22 7/8 (581)
End of case to center of refrigeration shroud	9 1/2 (241)	7 5/8 (194)*	9 1/2 (241)	9 1/2 (241)
*6 ft case at a 42° angle parallel to the plenum				

Electrical Data

Number of Fans									
8.25-in.									
	4 ft	6 ft	8 ft	12 ft					
	1	2	2	3					
	Amperes					Watts			
Evaporator Fan	4 ft	6 ft	8 ft	12 ft	4 ft	6 ft	8 ft	12 ft	
120V 60Hz Energy Efficient	0.25	0.50	0.50	0.75	16	32	32	48	
230V 50/60Hz Energy Efficient	0.13	0.26	0.26	0.39	16	32	32	48	
Condensate Pump									
120V 60Hz	1.9	1.9	1.9	1.9					
230V 60Hz	1.0	1.0	1.0	1.0					
Minimum Circuit Ampacity									
120V 60Hz Energy Efficient	0.45	0.70	0.70	0.95					
230V 50/60Hz Energy Efficient	0.33	0.46	0.46	0.59					
Maximum Over Current Protection									
120V	20	20	20	20					
230V	15	15	15	15					

Lighting

ONLY LIGHTING CONFIGURATIONS THAT ARE COMPLIANT WITH THE U.S. DEPT. OF ENERGY (DOE) 2017 REGULATION ARE AVAILABLE FOR SALE FOR USE IN THE U.S.A.

		Amperes					Watts		
	4 ft	6 ft	8 ft	12 ft	4 ft	6 ft	8 ft	12 ft	
LED LIGHTING									
Standard LED Canopy Lights									
1 Row	0.16	0.22	0.31	0.47	19	27	38	57	
Optional LED Shelf Lights									
1 Row of Shelves	0.06	0.07	0.11	0.17	7	9	13	20	
2 Rows of Shelves	0.11	0.15	0.22	0.33	13	18	27	40	
3 Rows of Shelves	0.17	0.22	0.33	0.50	20	27	40	60	
4 Rows of Shelves	0.22	0.30	0.44	0.67	27	36	53	80	
5 Rows of Shelves	0.28	0.37	0.56	0.83	33	44	67	100	
6 Rows of Shelves	0.33	0.44	0.67	1.00	40	53	80	120	
Optional LED Rail Light									
1 Row Rail	0.06	0.07	0.11	0.17	7	9	13	20	

120V Lighting Circuit Total = Standard Lighting + Total Optional Lighting + Optional Shelf Lighting

230V Lighting Circuit Total = Multiply 120V Lighting Circuit Total by 0.52

ENDS or PARTITIONS

Each standard end and each insulated partition adds 1 1/2 in. (38 mm) to case line up. Optional view end with end bumper adds 3 3/4 in. (95 mm).

PHYSICAL DATA

Merchandiser Drip Pipe (in.)	1 1/4
Schedule 40 PVC	
Merchandiser Liquid Line (in.)	3/8
Merchandiser Suction Line (in.)	5/8

ESTIMATED SHIPPING WEIGHT †

Case	4 ft	6 ft	8 ft	12 ft	Solid End (each)
lb (kg)	800 (363)	1000 (454)	1200 (544)	1600 (726)	100 (45)

† Actual weights will vary according to optional kits included.

Shelf Options

Approved shelf sizes for standard (horizontal, 2-3 position brackets) displays:

14-inch
16-inch
18-inch

Contact engineering for non-standard (4 position brackets or other) display recommendations.

Minimum number of Shelves: 3

Optimal number of Shelves: 4

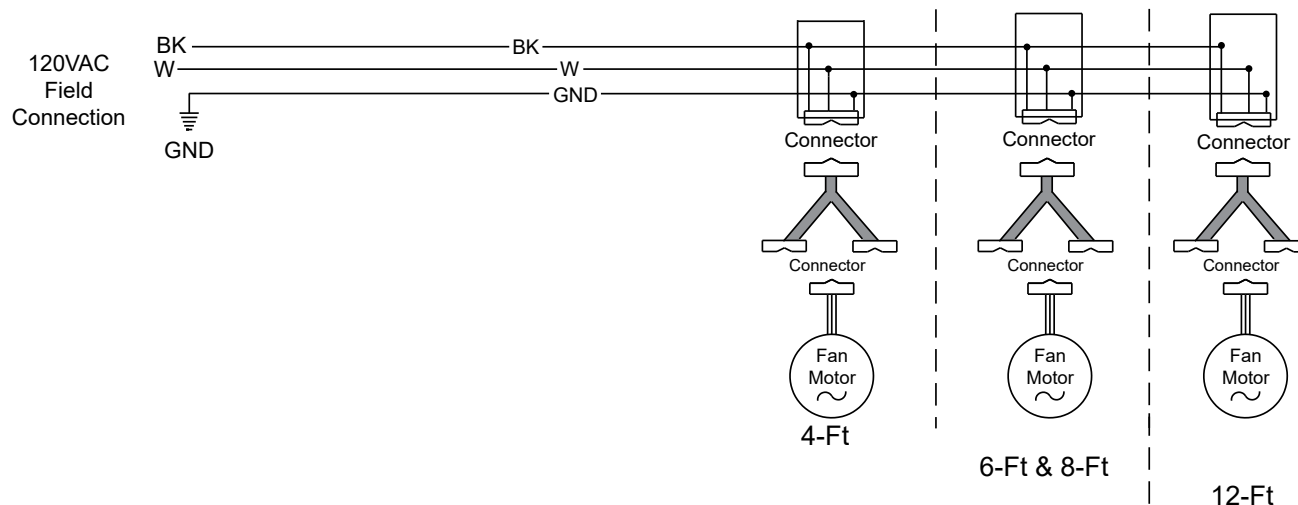
Maximum number of Shelves: 8

Maximum number of Lighted Shelves: 6

Standard shelf complement for test purposes: (4) rows of 16-in. shelves evenly distributed vertically.

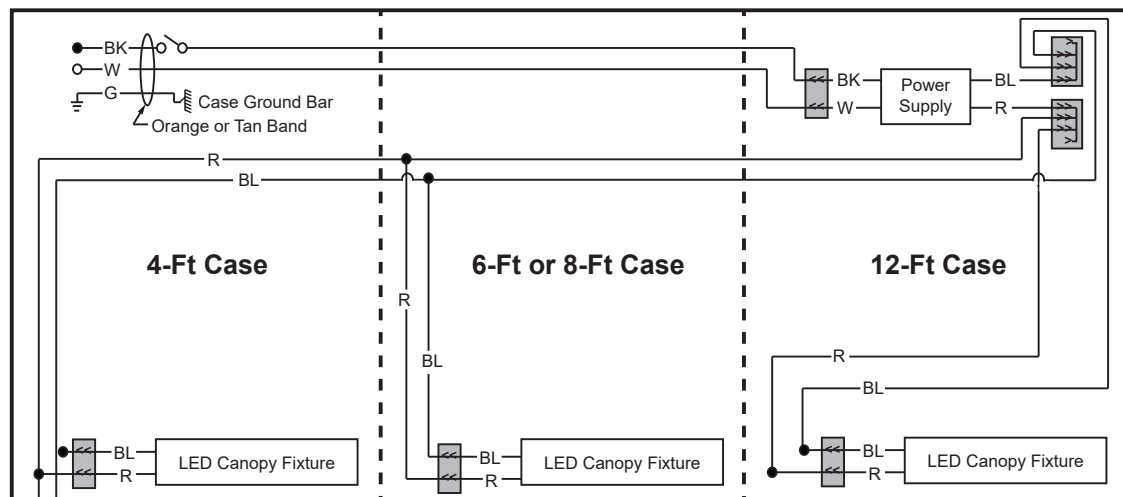
Insight IDF5NL
Dairy / Delicatessen / Meat

Fan Wiring
Offtime Defrost

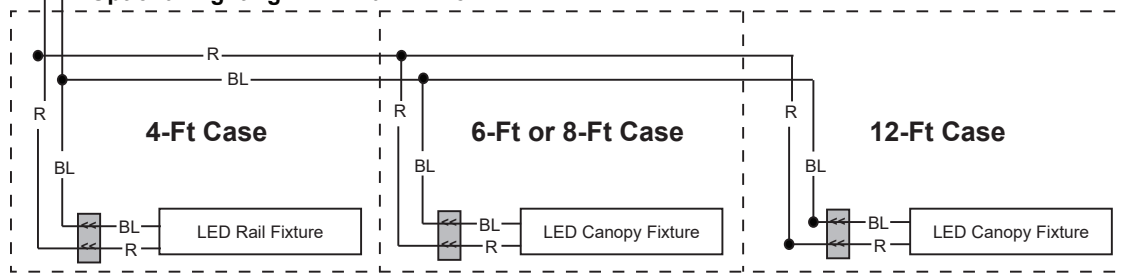


LED Canopy Light Circuits

LED Canopy Lighting - 1 Row



Optional Lighting - LED Rail - 1 Row



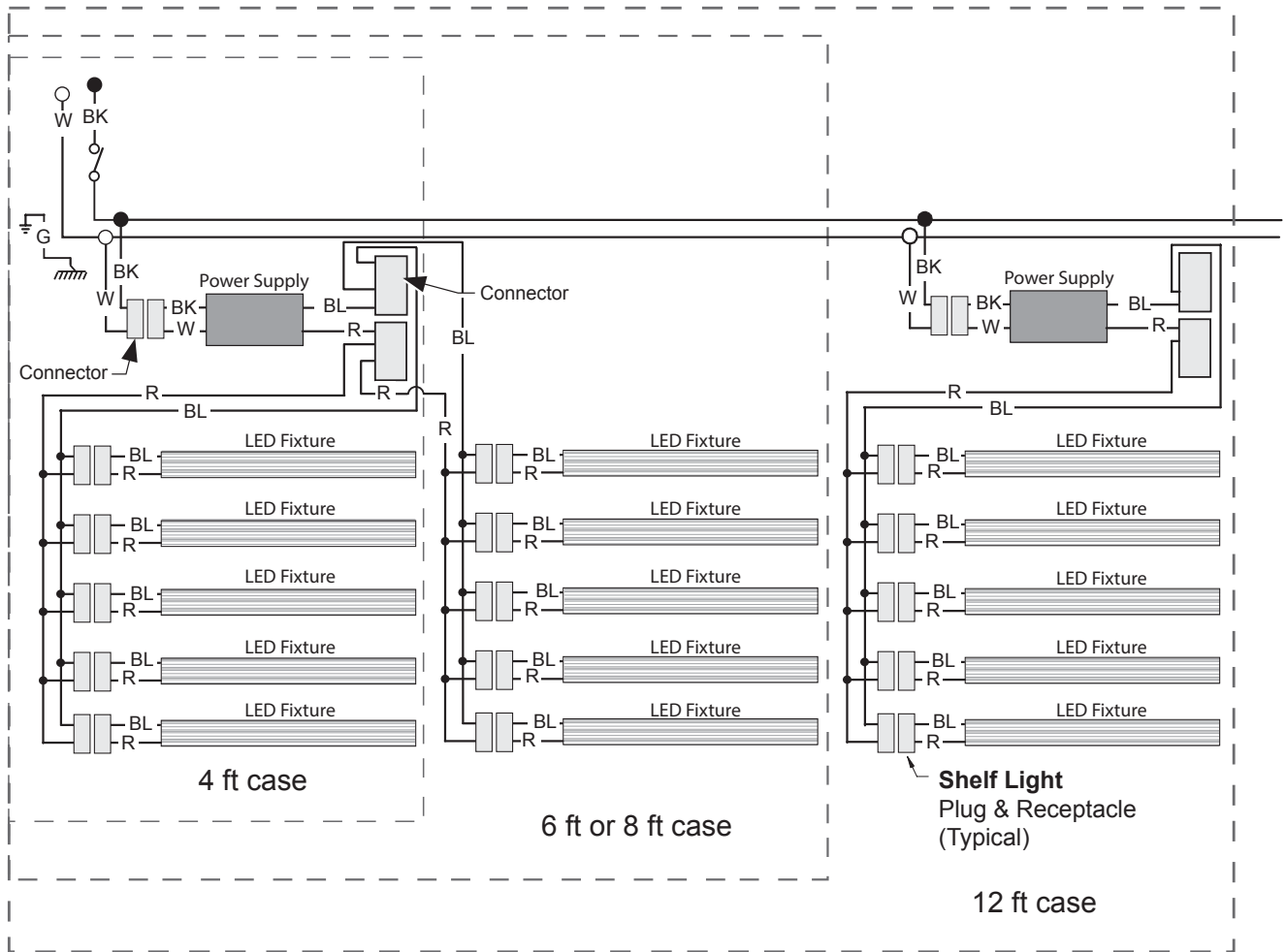
WARNING

All components must have mechanical ground, and the merchandiser must be grounded.

R = Red Y = Yellow G = Green BL = Blue BK = Black W = White
 ● = 120V POWER ○ = 120V NEUTRAL ⚡ = FIELD GROUND ⚡ = CASE GROUND

Optional Shelf Lighting—LED Fixtures

Optional Shelf Harness and LED Light Circuits for 4 or 5 Rows of Shelves



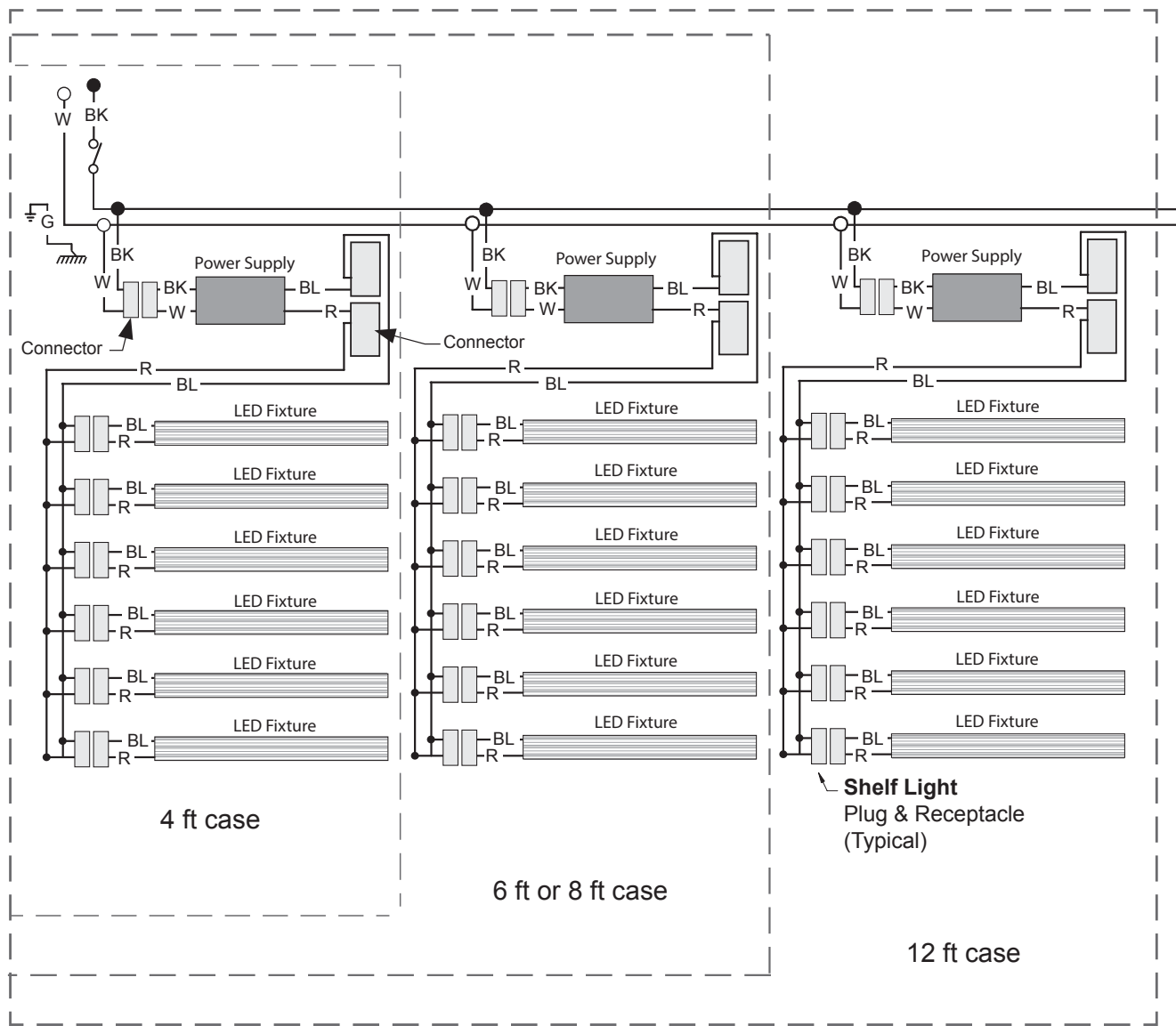
WARNING

All components must have mechanical ground, and the merchandiser must be grounded.

R = Red Y = Yellow G = Green BL = Blue BK = Black W = White
 ● = 120V POWER ○ = 120V NEUTRAL ⚡ = FIELD GROUND ⏏ = CASE GROUND

Optional Shelf Lighting—LED Fixtures

Optional Shelf Harness and LED Light Circuits for 6 Rows of Shelves



WARNING

All components must have mechanical ground, and the merchandiser must be grounded.

R = Red Y = Yellow G = Green BL = Blue BK = Black W = White
● = 120V POWER ○ = 120V NEUTRAL ⊥ = FIELD GROUND mm = CASE GROUND

Estimating Refrigeration and Electrical Load (for comparison purposes only)

Case Btu

To determine Btu for a case, refer to the performance data chart on page 2. Select lit or unlit shelves, then select the type of remote refrigeration system (parallel or conventional), which will give Btu/hr/ft. Multiply this number by the length of the case to determine Btu per hour.

Case Electrical


Refer to store legend to determine number of circuits. Lighting should be specified in store legend.

Fan electrical load for a case is computed by selecting the case length and fan voltage on page 6. For example, a 12 ft case uses 3 fans. The store legend specifies fans on a 230V circuit. In this instance, fans use 0.39 Amps and the MCA is 0.59. When applied, ambient fans, anti-sweat heaters, controllers, etc. must be included in the MCA. Include lights in the MCA if lights are on same circuit.

Lights may be on a separate circuit. To estimate lighting load: select case length (12 ft), canopy lighting [standard or optional] (here 0.70 for standard), and shelf or rail lighting [maximum for which case is wired] (1.48 for six shelves); then add together $[0.48 + 1.48 = 1.96 \text{ amps for } 120\text{V}]$ (for 230V, multiply $1.96 * 0.52 = 1.02$).

Line Sizing — Refer to store legend.

Hussmann Line Sizing Charts are engineered for use with Hussmann refrigeration equipment.



Scan the QR code with your mobile device to access additional product information or order parts.

Parts may also be ordered at:

parts.hussmann.com

Call toll free: 1.855.487.7778

Revision History

Revision A: December 2018: Original Issue.

Revision B: July 2020: Updated refrigeration and electrical data; updated wiring diagrams.

Revision C: December 2023: Updated fan and lighting information. Updated wiring diagrams.