

We reserve the right to change or revise specifications and product design in connection with any feature of our products. Such changes do not entitle the buyer to corresponding changes, improvements, additions or replacements for equipment previously sold or shipped.

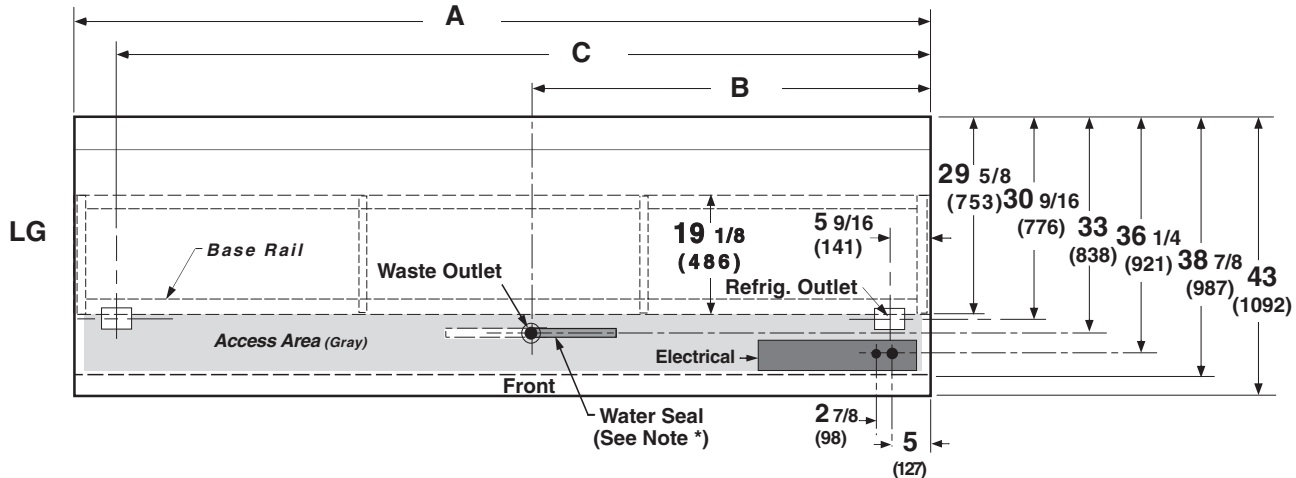
Item	Part #	Description	Wiring Item #	Item	Part #	Description	Wiring Item #
FAN ASSEMBLIES AND THERMOSTATS				HEATERS (CONTINUED)			
A.	4W Fan Assembly		(1)	G.	Drip Pan Heaters, Electric 208V		(7)
	0392457	Fan Motor, Standard (MO.4410101)			0392413	8 foot case (HE.0392413)	
	0409511	Fan Blade, embossing toward motor (FB.0409511)			0392414	12 foot case (HE.0392414)	
B.	Optional Adjustable Refrigeration Thermostat,		(2)		Drip Pan Heaters, Koolgas 120V		(8)
C.	0398557	Defrost Termination Thermostat (Electric Defrost only) (CT.4440611)	(3)	H.	Nosing Anti-sweat Heaters		(9)
D.	0425304	Heater Switch (Koolgas Defrost only) (CT.0425304)	(4)		0401605	8 foot case (Discharge) (HE.0401605)	
HEATERS					0401606	12 foot case (Discharge) (HE.4850471)	
E.	0400543	Control-Glass Anti-sweat Heaters (Export) Defrost Heaters, 208V (CT.4480905)	(5)	I.	Multiglass-2 Pane, (Anti-sweat Heaters)		(10)
F.	0395709	Modular Electric Defrost Heaters, 208V (HE.4850409)	(6)		0420154	8 foot case (Return) (GL.4985202)	
					0420155	12 foot case (Return) (GL.4980151)	
					0420158	L.H. End (GL.4985284)	
					0420159	R.H. End (GL.4985285)	





NOTE: Revision G corrects heater data on Page 4.

Engineering Plan Views

Low Temperature Single Deck Wall Models

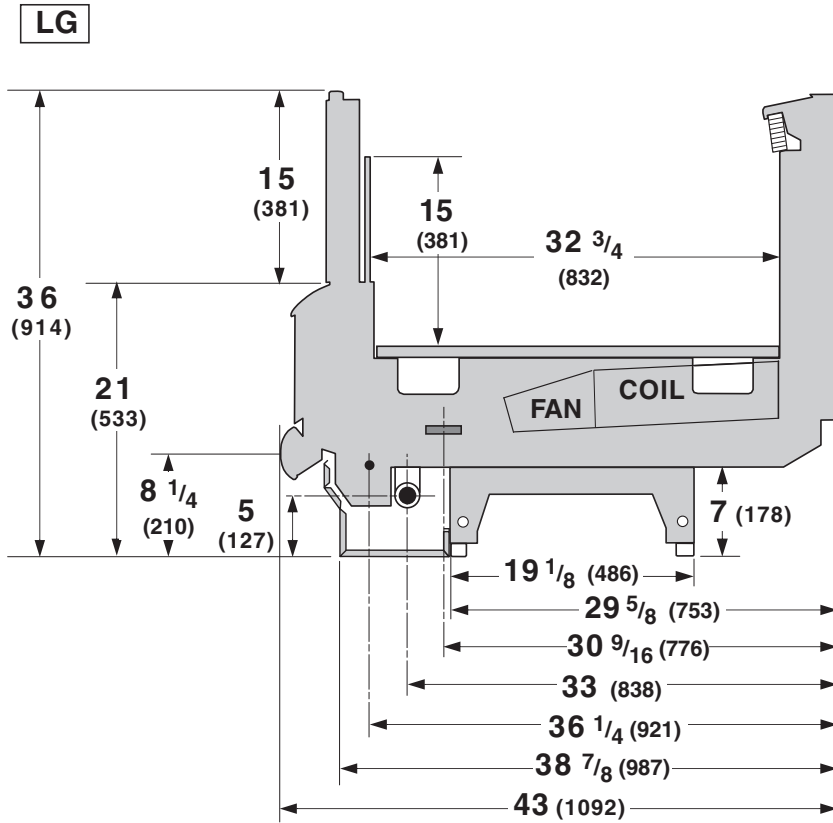
Dimensions shown as inches & (mm).



	8 ft	12 ft
General		
(A) Case Length (<i>without ends or partitions</i>) (Each end and insulated partition adds 2 in. (51 mm) to case line up.) Maximum O/S dimension of case back to front (<i>includes bumper</i>) Back of case to front of splashguard Back of case to O/S edge of front base rail Width of base rail Stub-up area (gray) between base rail and splashguard	96 1/4 (2445)	144 1/2 (3670)
Electrical Service  (<i>Electrical Field Wiring connection point</i>) RH End of case to center of nearest knockout Back O/S of case to center of knockout	5 (127) 36 1/4 (921)	5 (127) 36 1/4 (921)
Waste Outlets 		
(B) RH End of case to the center of waste outlet LH End of case to center of waste outlet Back O/S of case to center of waste outlet	58 1/4 (1480) 38 (965) 33 (838)	67 7/8 (1724) 76 5/8 (1946) 33 (838)
Water Seal 		
Edge of water seal to center of waste outlet O/S diameter of drip pipe lines Note*: Field installed water seal outlet, tees and connectors are shipped with case.	11 (279) 1 1/2 (38)	11 (279) 1 1/2 (38)
Refrigeration Outlet 		
(C) RH end of case to center of RH refrigeration outlet LH end of case to center of LH refrigeration outlet Back O/S of case to center of refrigeration outlet	5 9/16 (141) 88 3/8 (2245) 30 9/16 (776)	5 9/16 (141) 138 7/8 (3527) 30 9/16 (776)

Impact LG
Frozen Food & Ice Cream

Dimensions shown in inches & (mm).



REFRIGERATION DATA

Note: This data is based on store temperature and humidity that does not exceed 75°F and 55% R.H.

	FF	IC
Discharge Air (°F)	-12	-22
Evaporator(°F)	-20	-30
Unit Sizing (°F)	-23	-33
Btu/hr/ft	FF	IC
Parallel	425	435
Conventional	440	450

DEFROST DATA

	FF	IC
Frequency (hr)	24	24
Defrost Water (lb/ft/day)	0.75	0.60
<i>(± 15% based on case configuration and product loading).</i>		
ELECTRIC	FF	IC
Temp Term (°F)	48°	48°
Failsafe (minutes)	60	60
GAS		
Duration (minutes)	15	18
OFFTIME	Not Recommended	

Standard Defrost Thermostat
Close on rise: close 48°F — open 33°F

CONVENTIONAL CONTROLS

	FF	IC
Low Pressure Backup Control		
CI/CO (Temp °F)*	-27°/-39°	-27°/-39°
Indoor Unit Only, Pressure Defrost Termination*	Not Recommended	

*Use a Temperature Pressure Chart to determine PSIG conversions.

PHYSICAL DATA

Drip Pipe (in.)	1 1/4
Liquid Line (in.)	3/8
Suction Line (in.)	5/8

Estimated Charge (lb)**

8 ft	1.7
12 ft	2.6

**This is an average for all refrigerant types. Actual refrigerant charge may vary by approximately half a pound.

Length Added to Lineup by Each End/Partition (in.)	1 1/2
---	-------

NSF Certification

These merchandisers are manufactured to meet ANSI /National Sanitation Foundation (NSF®) Standard #7 requirements.

Impact LG Frozen Food & Ice Cream
--

Electrical Data

	8 ft	12 ft
Number of Fans – 4W	2	3
(Energy Efficient fan motors are not available for End or End-compartment models)		

	Amperes		Watts	
	8 ft	12 ft	8 ft	12 ft
Evaporator Fans				
120V 60Hz Standard	0.62	0.93	48	72
120V 50Hz Standard	NA			
230V 60Hz Export	0.30	0.45	48	72
230V 50Hz Export	0.36	0.54	54	81
120V 60Hz Energy Efficient	0.28	0.42	20	30
230V 60Hz Energy Efficient	NA			

Nosing Anti-sweat Heaters (on fan circuit)				
120V 60Hz Standard	0.94	1.40	112	168
230V 50Hz Export	0.49	0.73	112	168

Glass Anti-sweat Heaters				
120V 60Hz Standard	2.13	3.13	254	376
230V 50Hz Export	1.22	1.80	280	414

Cycling Anti-sweat Heaters				
120V 60Hz Standard	NA			
230V 50Hz Export	NA			

Minimum Circuit Ampacity				
120V 60Hz Standard	3.89	5.66		
120V 50Hz Standard	NA			
230V 60Hz Export				
230V 50Hz Export	2.27	3.27		
120V 60Hz Energy Efficient	3.55	5.05		
230V 60Hz Energy Efficient	NA			

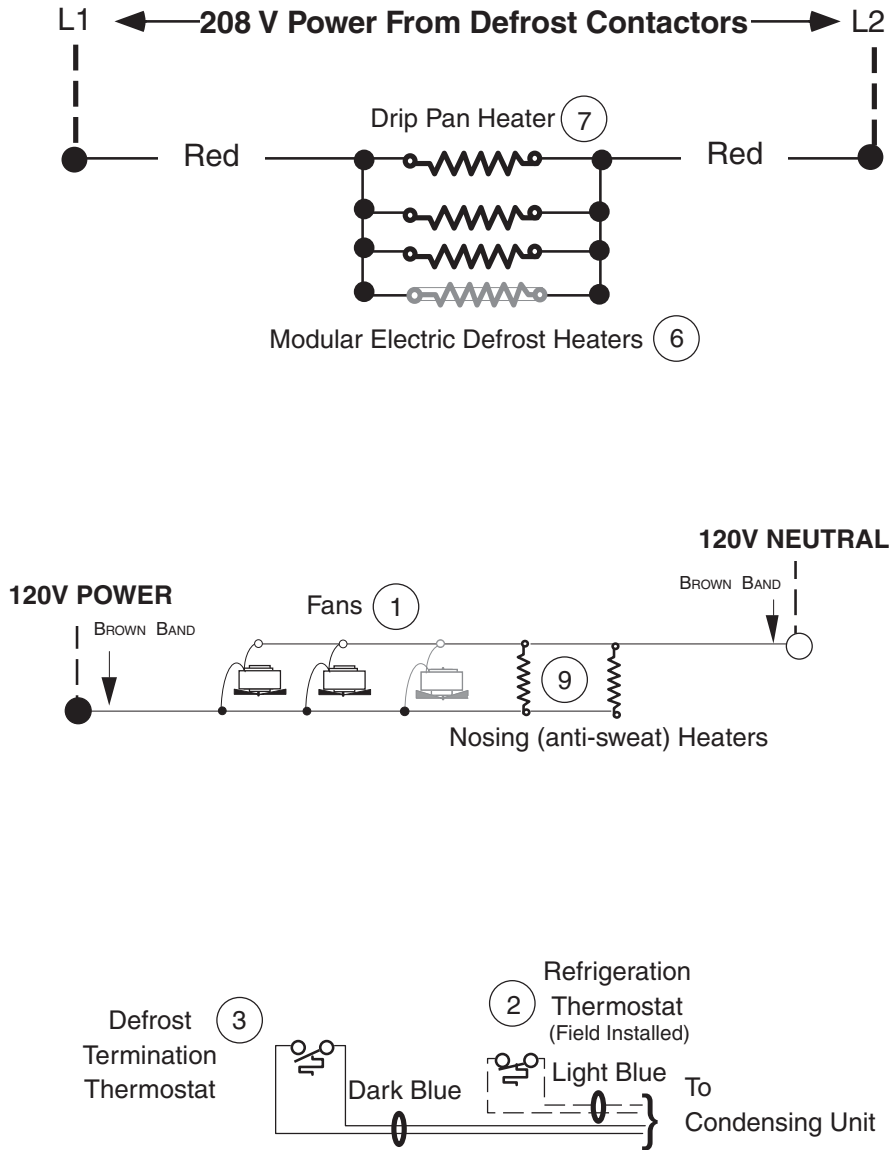
Maximum Over Current Protection 120V	20	20		
Maximum Over Current Protection 230V	15	15		

Electric Defrost Heaters				
<u>208V</u> 60Hz Standard	8.0	12.0	1670	2505
230V 50Hz Export	8.9	13.3	2040	3060

Koolgas Drip Pan Heaters				
120V 60Hz Standard	2.50	3.75	300	450
<u>230V</u> 50Hz Export	NA			

Standard Lighting: None

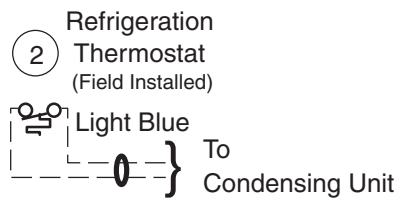
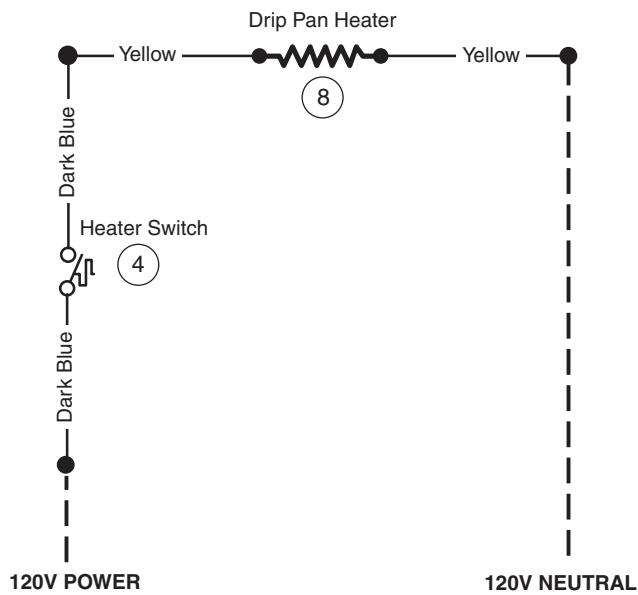
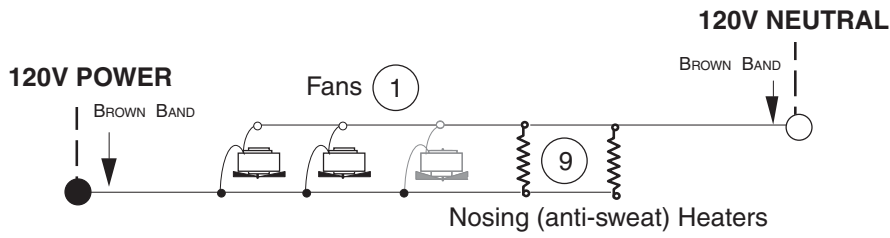
Electric Defrost – Standard



WARNING

All components must have mechanical ground, and the merchandiser must be grounded.
 Circled Numbers = Parts List Item Numbers
 Grayed components in 12 foot models only.

Gas Defrost – Optional

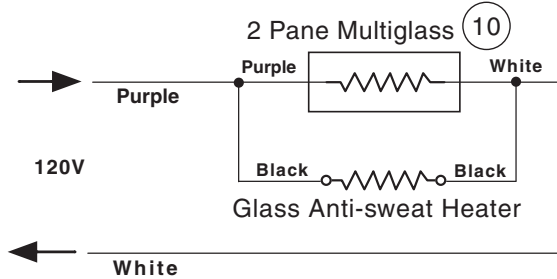


WARNING

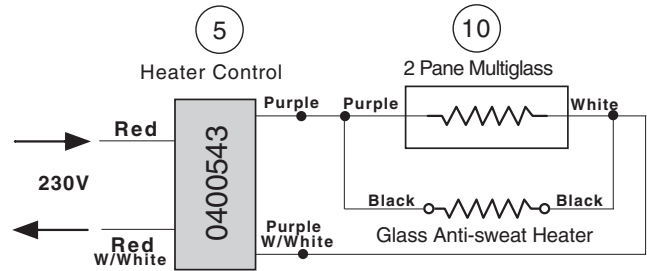
All components must have mechanical ground, and the merchandiser must be grounded.
 Circled Numbers = Parts List Item Numbers
 Grayed components in 12 foot models only.

Glass Anti-sweat Heaters — Domestic & Export

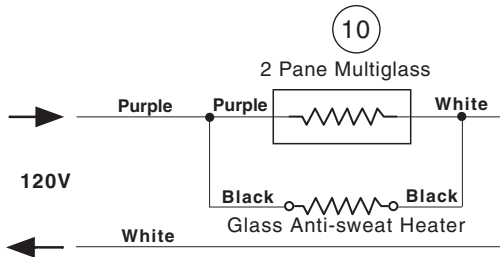
Glass Anti-sweat Heater (Domestic)



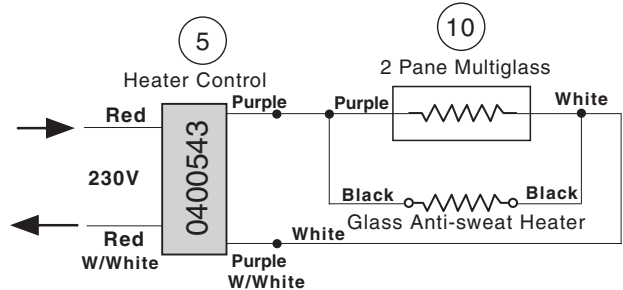
Anti-sweat Heater (Export Only)



**Anti-sweat Heater (Domestic)
LG Contour Ends**



**Anti-sweat Heater (Export Only)
LG Contour Ends**



WARNING

All components must have mechanical ground, and the merchandiser must be grounded.
 Circled Numbers = Parts List Item Numbers
 Grayed components in 12 foot models only.