

We reserve the right to change or revise specifications and product design in connection with any feature of our products. Such changes do not entitle the buyer to corresponding changes, improvements, additions or replacements for equipment previously sold or shipped.

Item	Part #	Description	Wiring Item #	Item	Part #	Description	Wiring Item #
FAN ASSEMBLIES AND THERMOSTATS				LAMPS AND BALLASTS			
A.	7W Fan Assembly 0058698	Fan Motor, Evaporator (MO.4410102)	(1)	C.	0135966	Ballast, Electronic 1 lamp (BA.4480883)	(3)
	0142780	Fan Blade (FB.0142780) embossing toward motor		D.	0039764	Lamp Starter (EP.4481081)	(4)
B.	0398558	Standard Non-Adjustable Defrost Thermostat (CT.4481088)	(2)	E.		Fluorescent Lamp <i>Replace with like fixtures</i>	(5)

NOTE: Revision C adds product data on Page 5.

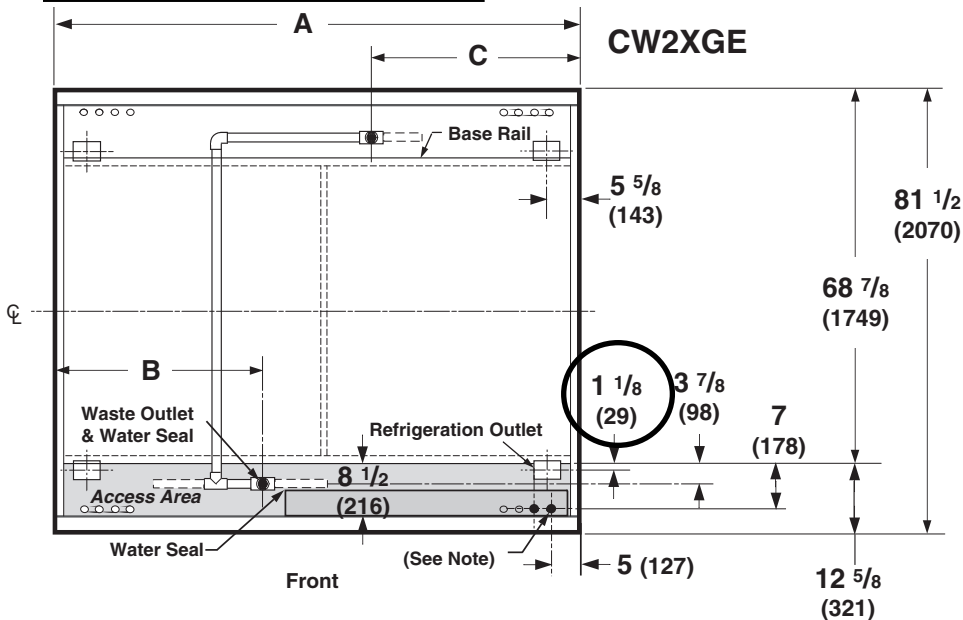
Engineering Plan Views

PHYSICAL DATA	
Merchandiser Drip Pipe (in.)	1 1/4
Merchandiser Liquid Line (in.)	1/2
Merchandiser Suction Line (in.)	1 1/8

Dimensions shown as inches and (mm).

Convertible Island

05-2003

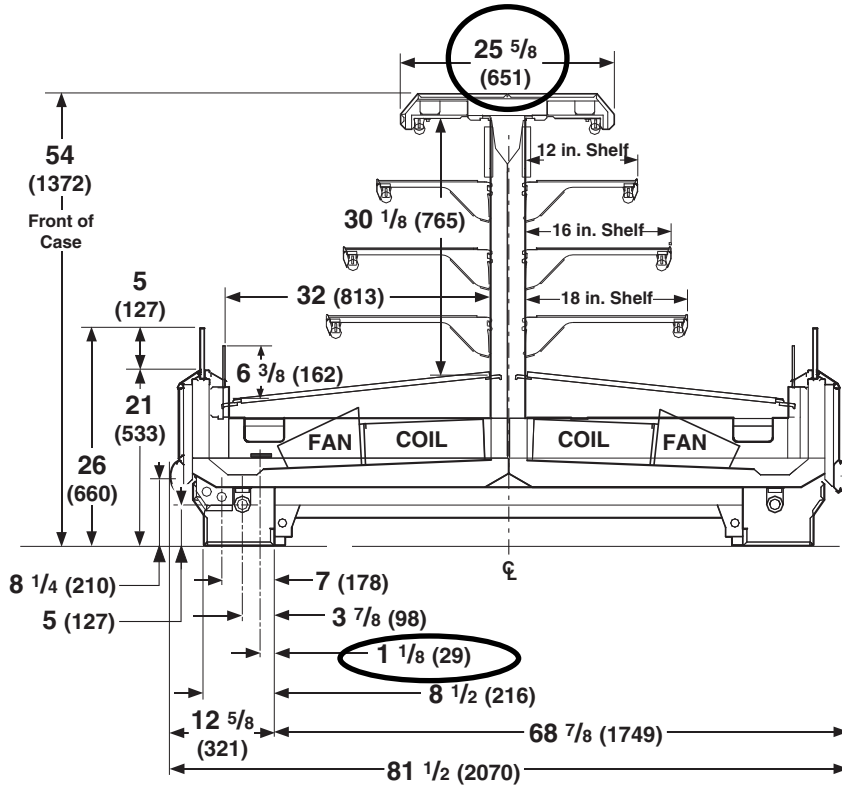


	4 ft	8 ft	12 ft
General			
(A) Case Length (<i>without ends or partitions</i>)	48 1/4 (1226)	96 3/8 (2448)	144 1/2 (3670)
Maximum O/S dimension of case back to front (<i>includes bumper</i>)	81 1/2 (2070)	81 1/2 (2070)	81 1/2 (2070)
Front of splashguard to O/S edge of front base rail	8 1/2 (216)	8 1/2 (216)	8 1/2 (216)
Front of case to O/S edge of front base rail	12 5/8 (321)	12 5/8 (321)	12 5/8 (321)
Back of case to O/S edge of front base rail	68 7/8 (1749)	68 7/8 (1749)	68 7/8 (1749)
Width of base rail	2 1/8 (54)	2 1/8 (54)	2 1/8 (54)
Stub-up area between front base rail and splashguard	7 1/4 (184)	7 1/4 (184)	7 1/4 (184)
Electrical Service			
Note: Electrical Field Wiring connection point			
Center of Electrical service to O/S edge of front base rail	7 (178)	7 (178)	7 (178)
Right end of case to center of knockout	5 (127)	5 (127)	5 (127)
Length of electrical wireway	32 5/8 (829)	52 3/4 (1340)	52 3/4 (1340)
Waste Outlet			
(B) LH end of case to the center of waste outlet	<u>38 1/8 (968)</u>	38 1/8 (968)	76 5/8 (1945)
Center of waste outlet to outside of front base rail	3 7/8 (98)	3 7/8 (98)	3 7/8 (98)
(C) RH end of case to center of rear waste outlet	<u>38 1/8 (968)</u>	38 1/8 (968)	76 5/8 (1946)
Water Seal			
Water seal length	11 (279)	11 (279)	11 (279)
Schedule 40 PVC drip pipe	1 1/4 (32)	1 1/4 (32)	1 1/4 (32)
Refrigeration Outlet			
Center of refrigeration outlet to O/S edge of front base rail	<u>1 1/8 (29)</u>	<u>1 1/8 (29)</u>	<u>1 1/8 (29)</u>
RH end of case to center of refrigeration outlet	5 5/8 (143)	5 5/8 (143)	5 5/8 (143)

Impact **CW2XGE** Convertible Island

Dimensions shown as inches and (mm).

CW2XGE



NSF Certification

This merchandiser model is manufactured to meet ANSI/NSF (National Sanitation Foundation) Standard #7 requirements for construction, materials & cleanability.

REFRIGERATION DATA

Note: This data is based on store temperature and humidity that does not exceed 75°F and 55% R.H.

	CW2XGE
Discharge Air (°F)	28
Evaporator (°F)	21
Unit Sizing (°F)	19

Btu/hr/ft³*	CW2XGE
Parallel	1830
Conventional	2050

*For all refrigeration equipment other than Hussmann, use conventional Btu values.

DEFROST DATA

	CW2XGE
Frequency (hr)	6
Defrost Water (lb/ft/day)	12
<i>(± 15% based on case configuration and product loading).</i>	

OFF TIME	CW2XGE
Temp Term (°F)	48°F
Failsafe (minutes)	45

ELECTRIC OR GAS Not Recommended

Standard Defrost Thermostat
Close on rise: close 48°F — open 33°F

CONVENTIONAL CONTROLS

Low Pressure Backup Control	CW2XGE
CI/CO**	17°F/7°F

Indoor Unit Only, Pressure Defrost Termination** 48°F

**Use a Temperature Pressure Chart to determine PSIG conversions.

PHYSICAL DATA

Estimated Charge (lb)***	
4 ft	2.3
8 ft	4.6
12 ft	6.6

***This is an average for all refrigerant types. Actual refrigerant charge may vary by approximately half a pound.

Length (in.) added to Lineup by:	
Each Flat End or Partition	1 1/2
Each Contoured End	5

Impact CW2XGE Convertible Island

Electrical Data

	4 ft	6 ft	8 ft	12 ft				
Number of Fans—7W	2	—	4	6				
	Amperes				Watts			
	4 ft	6 ft	8 ft	12 ft	4 ft	6 ft	8 ft	12 ft
Evaporator Fan								
120V 60Hz Standard	1.00	NA	2.00	3.00	78	NA	156	234
120V 50Hz Standard		NA				NA		
230V 60Hz Export		NA				NA		
230V 50Hz Export		NA				NA		
120V 60Hz Energy Efficient	0.38	NA	0.76	1.14	28	NA	56	84
230V 60Hz Energy Efficient		NA				NA		
Cycling Anti-sweat Heaters	None							
Minimum Circuit Ampacity								
120V 60Hz Standard	1.20	NA	2.20	3.20				
120V 50Hz Standard		NA						
230V 60Hz Export		NA						
230V 50Hz Export		NA						
120V 60Hz Energy Efficient	0.58	NA	0.96	1.34				
230V 60Hz Energy Efficient		NA						
Maximum Over Current Protection 120V	20	20	20	20				
Maximum Over Current Protection 230V	15	15	15	15				
208V Electric Defrost Heaters	None							
Standard Lighting (T-8 Fluorescent)								
1 Row Canopy	0.51	NA	1.02	1.54	59	NA	118	177
Optional Lighting (T-8 Fluorescent)								
Additional 1 Row Canopy								
Additional 2 Row Canopy	1.02	NA	2.04	3.08	118	NA	236	354
Optional Shelf Lighting (T-8 Fluorescent)								
1 Rows of Shelves	0.51	NA	1.02	1.54	59	NA	118	177
2 Rows of Shelves	1.02	NA	2.04	3.06	118	NA	236	354
3 Rows of Shelves	2.04	NA	3.06	4.62	177	NA	354	531

Product Data

<i>Recommended Usable Cube</i> ¹ (Cu Ft/Ft)	7.35 ft ³ /ft (0.68 m ³ /m)
<i>ARI Total Display Area</i> ² (Sq Ft/Ft)	6.10 ft ² /ft (1.86 m ² /m)
<i>Shelf Area</i> ³ (Sq Ft/Ft)	13.00 ft ² /ft (3.96 m ² /m)

¹ ARI Refrigerated Volume less shelving and other unusable space: Refrigerated Volume/Unit of Length, ft³/ft [m³/m]

² Computed using ARI 1200 standard methodology: Total Display Area, ft² [m²]/Unit of Length, ft [m]

³ Shelf surface area is composed of bottom deck plus standard shelf complement, as shown in the Hussmann *Product Reference Guide*. The standard shelf complement for this model is (2) rows of 12-inch shelves, (2) rows of 16-inch shelves and (2) rows of 18-inch shelves.

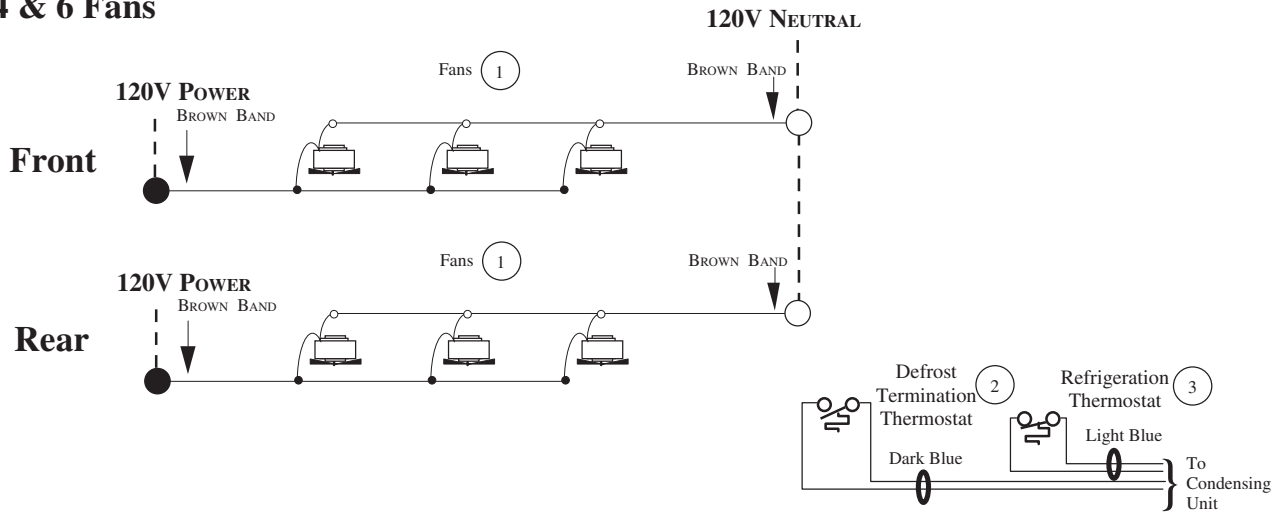
ESTIMATED SHIPPING WEIGHT ⁴

Case	<i>4 ft</i>	<i>8 ft</i>	<i>12 ft</i>	Solid End
				<i>(each)</i>
lb (kg)	700 (318)	1100 (499)	1400 (635)	100 (45)

⁴ Actual weights will vary according to optional kits included.

Fan Wiring Offtime Defrost

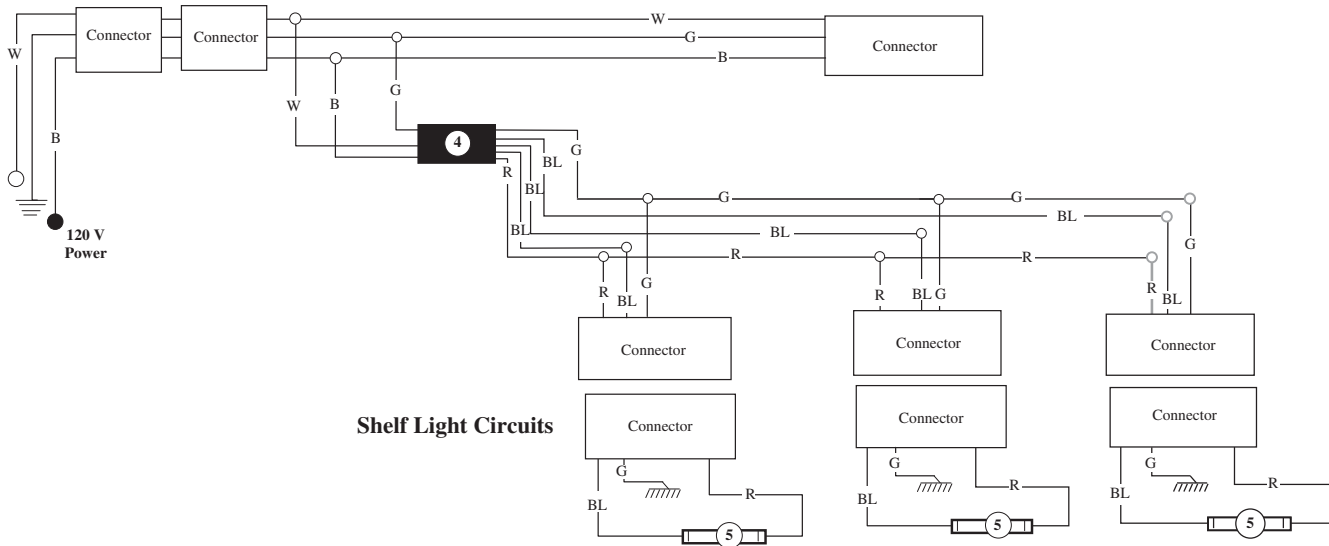
4 & 6 Fans



Optional Shelf Lighting

Optional Shelf Harness and Light Circuits for One Row of Shelves

Shelf Harness



WARNING

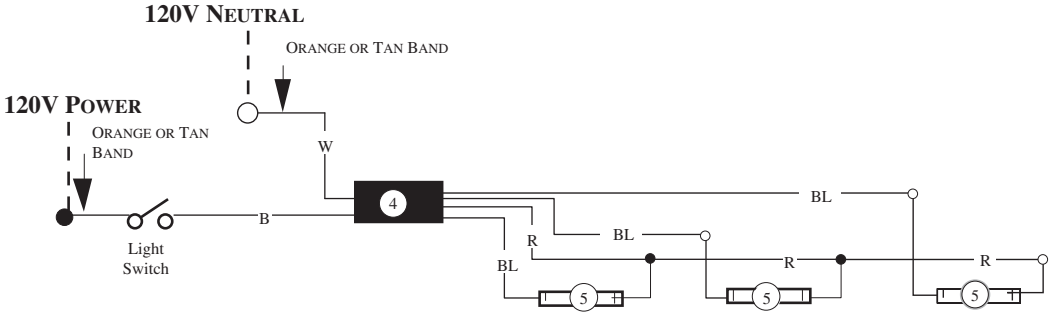
All components must have mechanical ground, and the merchandiser must be grounded.

CIRCLED NUMBERS = PARTS LIST ITEM NUMBERS

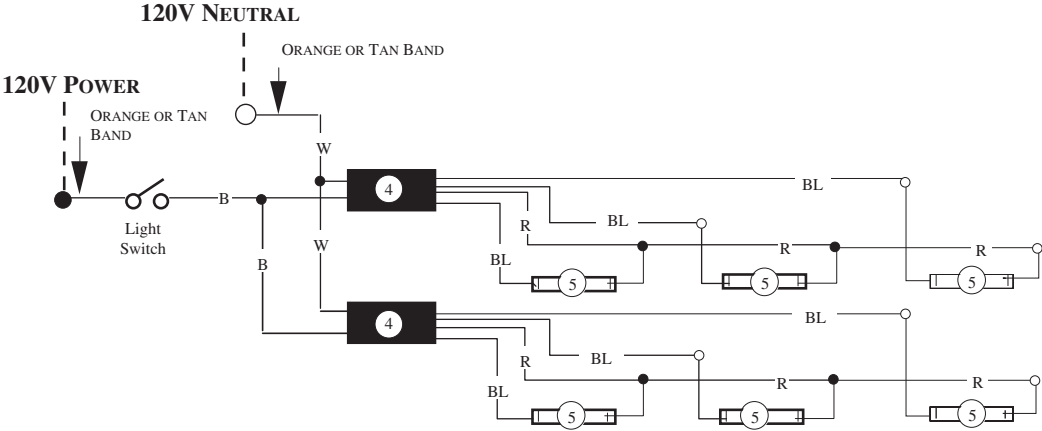
R = Red Y = Yellow G = Green BL = Blue B = Black W = White

● = 120V POWER ○ = 120V NEUTRAL ≡ = Field GROUND ≡≡ = Case GROUND

Standard Lighting 1 Row Canopy or Optional 1 Row Rail



Optional Lighting 2 Rows Canopy



WARNING

All components must have mechanical ground, and the merchandiser must be grounded.

CIRCLED NUMBERS = PARTS LIST ITEM NUMBERS

R = Red Y = Yellow G = Green BL = Blue B = Black W = White

● = 120V POWER ○ = 120V NEUTRAL