

Item	Part #	Description	Wiring Item #	Item	Part #	Description	Wiring Item #
FAN ASSEMBLIES AND THERMOSTATS				LAMPS AND BALLASTS			
A.	<u>9W Fan Assembly</u>		(1)	D.	0428648	Ballast, Electronic 2 lamps	(4)
	0047000	Fan Motor, Evaporator		D.	0428649	Ballast, Electronic 3 lamps	(4)
	0380485	Fan Blade embossing toward motor		E.		Fluorescent Lamp <i>Replace with like fixtures</i>	(5)
B.	0411744	Standard Non-adjustable Defrost Thermostat	(2)				
C.	0137880	Optional Adjustable Refrigeration Thermostat	(3)				

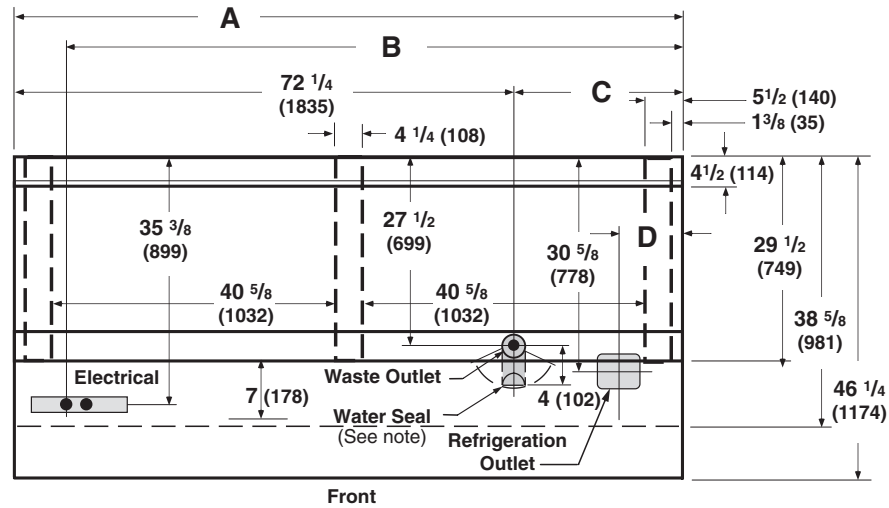
Note: Changed items have been underlined.





Engineering Plan View

Dimensions shown as inches and (mm).

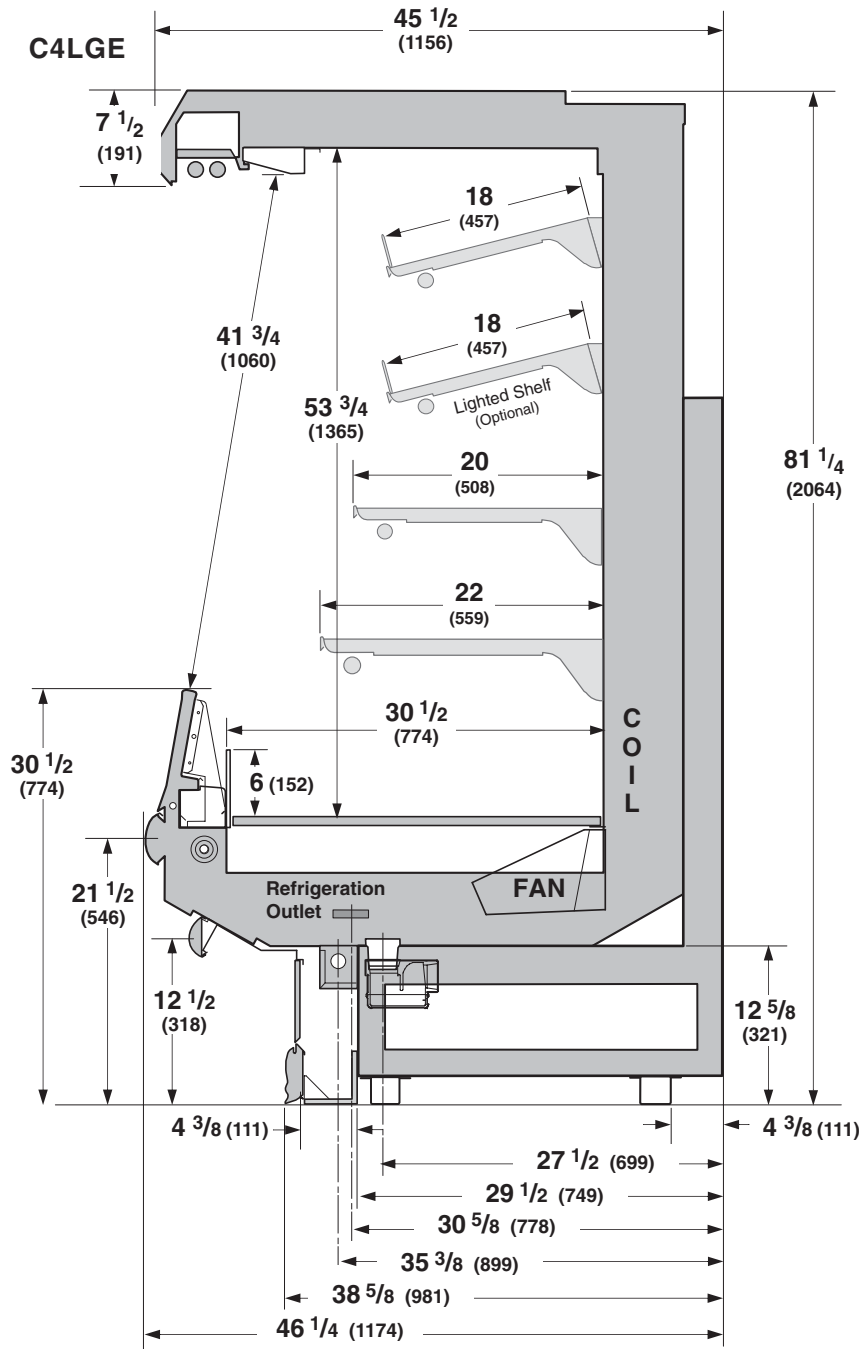
Meat/Dairy/Delicatessen
Precut & Packaged
Produce

01-2004



General	8 ft	12 ft
(A) Case Length (<i>without ends or partitions</i>)	96 ³ / ₈ (2448)	144 ¹ / ₂ (3670)
Maximum O/S dimension of case back to front (<i>includes bumper</i>)	46 ¹ / ₄ (1174)	46 ¹ / ₄ (1174)
Back of case to front of splashguard	38 ⁵ / ₈ (981)	38 ⁵ / ₈ (981)
Back of case to O/S edge of front skid rail	29 ¹ / ₂ (749)	29 ¹ / ₂ (749)
Width of skid rail	4 ¹ / ₂ (114)	4 ¹ / ₂ (114)
RH end of case to outside edge of external support	5 ¹ / ₂ (140)	5 ¹ / ₂ (140)
Distance between edges of external support and center support	40 ⁵ / ₈ (1032)	40 ⁵ / ₈ (1032)
Distance between edges of center supports	NA	44 (1118)
Stub-up area between front skid rail and splashguard	7 (178)	7 (178)
Electrical Service  (<i>Electrical Field Wiring connection point</i>)		
(B) RH End of case to center of farthest knockout	88 ³ / ₈ (2245)	136 ¹ / ₂ (3467)
Back of case to center of knockout	35 ³ / ₈ (899)	35 ³ / ₈ (899)
Length of electrical raceway	34 ⁵ / ₈ (878)	34 ⁵ / ₈ (878)
Waste Outlet 		
(C) RH End of case to the center of waste outlet	24 ¹ / ₈ (613)	72 ¹ / ₄ (1835)
LH End of case to the center of waste outlet	72 ¹ / ₄ (1835)	72 ¹ / ₄ (1835)
Back O/S of case to center of waste outlet	27 ¹ / ₂ (699)	27 ¹ / ₂ (699)
Water Seal 		
Edge of water seal to center of waste outlet	4 (102)	4 (102)
Outside diameter of the drip pipe	1 ¹ / ₂ (38)	1 ¹ / ₂ (38)
<i>NOTE: Water seal outlet must clear front skid rail; water seal rotation in forward direction only due to low base.</i>		
Refrigeration Outlet 		
Back of case to center of refrigeration outlet	30 ⁵ / ₈ (778)	30 ⁵ / ₈ (778)
(D) RH end of case to center of refrigeration outlet	9 (230)	9 (230)

Dimensions shown as inches and (mm).



NSF Certification

These merchandisers are manufactured to meet ANSI /National Sanitation Foundation (NSF®) Standard #7 requirements.

Impact C4LGE
Meat/Delicatessen/Dairy
Precut & Packaged Produce

REFRIGERATION DATA

Note: This data is based on store temperature and humidity that does not exceed 75 (°F) and 55% R.H.

C4LGE	Meat	Produce	Dairy
Discharge Air (°F)	29	31	31
Evaporator (°F)	21	24	24
Unit Sizing (°F)	19	22	22
Btu/hr/ft**	C4LGE		
Parallel	1510	1490	1375
Conventional	1600	1575	1455

**For all refrigeration equipment other than Hussmann, use conventional Btu values.

DEFROST DATA

	C4LGE
Frequency (hr)	6
Defrost Water	8 lb/ft/day
(± 15% based on case configuration and product loading).	
OFFTIME	C4LGE
Temp Term (°F)	48°
Failsafe (min)	30
ELECTRIC OR GAS	Not Recommended

Standard Defrost Thermostat
Close on rise: close 48°F – open 33°F

CONVENTIONAL CONTROLS

Low Pressure Backup Control
CI/CO (Temp °F)**

C4LGE	Meat	Produce	Dairy
Temp (°F)	14°/ 4°	17°/ 7°	17°/ 7°

Indoor Unit Only, Pressure Defrost Termination (Temp °F)*** 48°
***Use a Temperature Pressure Chart to determine PSIG conversions.

PHYSICAL DATA

Drip Pipe (in.)	1 1/2
Liquid Line (in.)	3/8
Suction Line (in.)	7/8
Estimated Charge (lb)****	C4LGE
8 ft	3.2
12 ft	4.5

****This is an average for all refrigerant types actual refrigerant charge may vary by approximately half a pound.

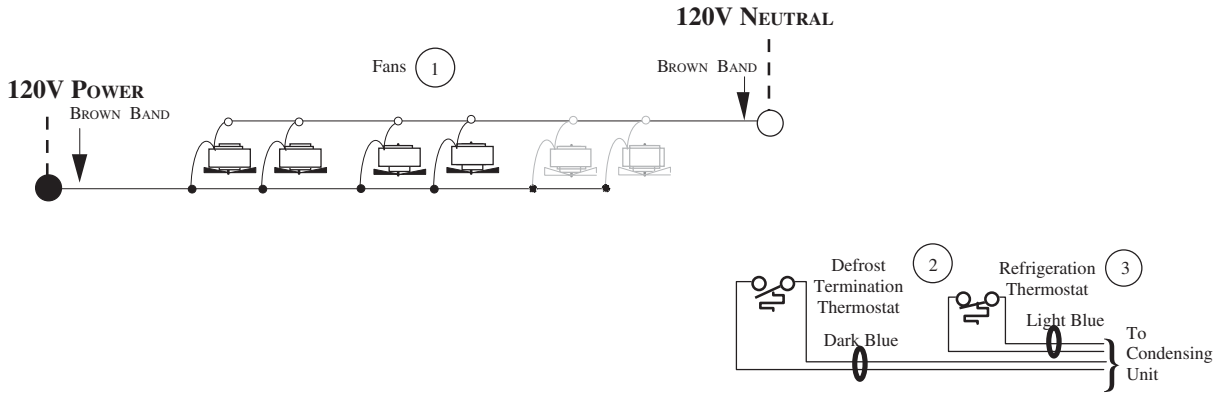
Length Added to Lineup by Each End or Insulated Partition (in.) 1 1/2

Electrical Data

	8 Ft	12 Ft		
Number of Fans — 9W	4	6		
	Amperes		Watts	
Merchandiser	8 Ft	12 Ft	8 Ft	12 Ft
Fans				
Standard (120V 60Hz)	2.80	4.20	210	330
Export (230V 50Hz)	1.52	2.28	228	342
Energy Efficient (120V 60Hz)	1.52	2.28	100	150
Constant on Anti-sweat Heaters	NA			
Cycling Anti-sweat Heaters	NA			
Minimum Circuit Ampacity				
With Standard Fans (120V 60Hz)	3.00	4.40		
Export (230V 50Hz)	1.72	2.48		
With Energy Efficient Fans (120V 60Hz)	1.72	2.48		
Maximum Over Current Protection 120V	20	20		
Maximum Over Current Protection 230V	15	15		
Supplemental Gas Heaters	NA			
208V 1Φ Electric Defrost	NA			
Standard Lighting				
1 Row Canopy	0.51	0.77	59	85
Optional Lighting				
1 Row Canopy and 1 Rail	1.02	1.54	118	170
2 Row Canopy	1.02	1.54	118	170
2 Row Canopy and 1 Row Rail	1.53	2.31	177	255
1 Row Ledge Lights	0.51	0.77	59	85
Optional Shelf Lighting				
1 Row of Shelves	0.51	0.77	59	85
2 Rows of Shelves	1.02	1.54	118	170
3 Rows of Shelves	1.53	2.31	177	255
4 Rows of Shelves	2.04	3.08	236	340

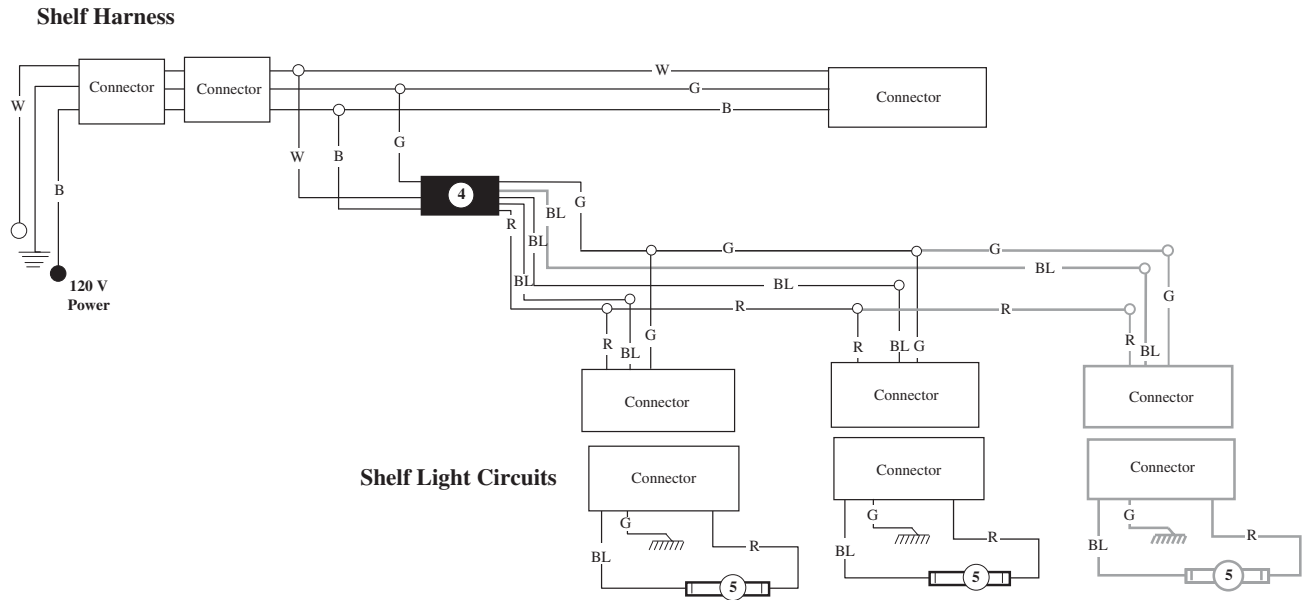
Fan Wiring Offtime Defrost

4 & 6 Fans



Optional Shelf Harness and Light Circuits for One Row of Shelves

Shelf Lighting



WARNING

All components must have mechanical ground, and the merchandiser must be grounded.

CIRCLED NUMBERS = PARTS LIST ITEM NUMBERS

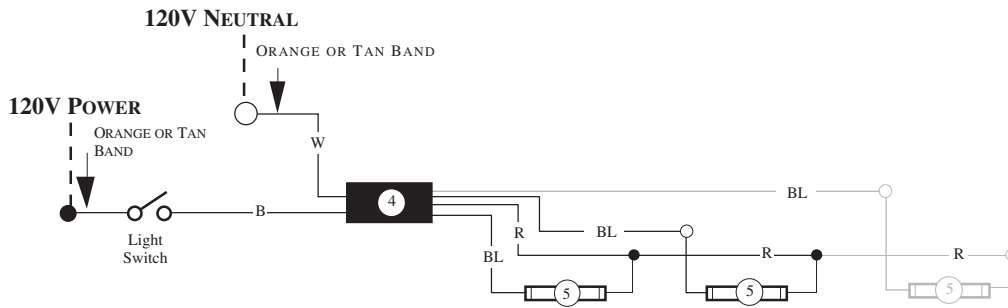
Grayed components in 12 foot models only.

R = Red Y = Yellow G = Green BL = Blue B = Black W = White

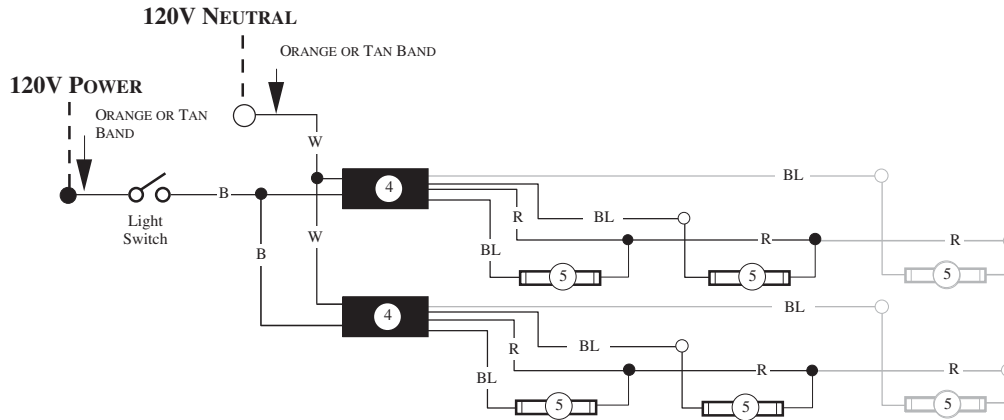
● = 120V POWER ○ = 120V NEUTRAL ≡ = Field GROUND ≡≡ = Case GROUND

Light Circuits

Standard Lighting 1 Row Canopy or Optional 1 Row Rail



Optional Lighting 2 Rows Canopy



WARNING

All components must have mechanical ground, and the merchandiser must be grounded.

CIRCLED NUMBERS = PARTS LIST ITEM NUMBERS

Grayed components in 12 ft models only.

R = Red Y = Yellow G = Green BL = Blue B = Black W = White

● = 120V POWER ○ = 120V NEUTRAL