

We reserve the right to change or revise specifications and product design in connection with any feature of our products. Such changes do not entitle the buyer to corresponding changes, improvements, additions or replacements for equipment previously sold or shipped.

Item	Part #	Description	Wiring Item #	Item	Part #	Description	Wiring Item #
FAN ASSEMBLIES AND THERMOSTATS				LAMPS AND BALLASTS			
A.	12W Standard	Fan Assembly	(1)	D.	Ballast, Electronic		(4)
	0047000	Fan Motor, Evaporator (MO.4410311)			0466234	2 lamps (BA.4480823)	
	0315470	Fan Blade, (FB.0315470) embossing toward motor			0466235	3 lamps (BA.4480901)	
		12W Energy Efficient	(1)	E.	Fluorescent Lamp		(5)
	<u>0477655</u>	Fan Motor, Evaporator (MO.4410546)			<i>Replace with like fixtures</i>		
	0315470	Fan Blade, (FB.0315470) embossing toward motor					
B.	0411744	Standard Non-adjustable Defrost Thermostat (CT.0411744)	(2)				
C.		Optional Adjustable Refrigeration Thermostat	(3)				

Note: Revision B adds aftermarket numbers on page 1, adds Btu note for energy efficient fans on page 3, adds page 5, revises load limit line on page 8 and updates pages 1, 2 & 4, . Changes are underlined, circled or marked with a bar in margin.



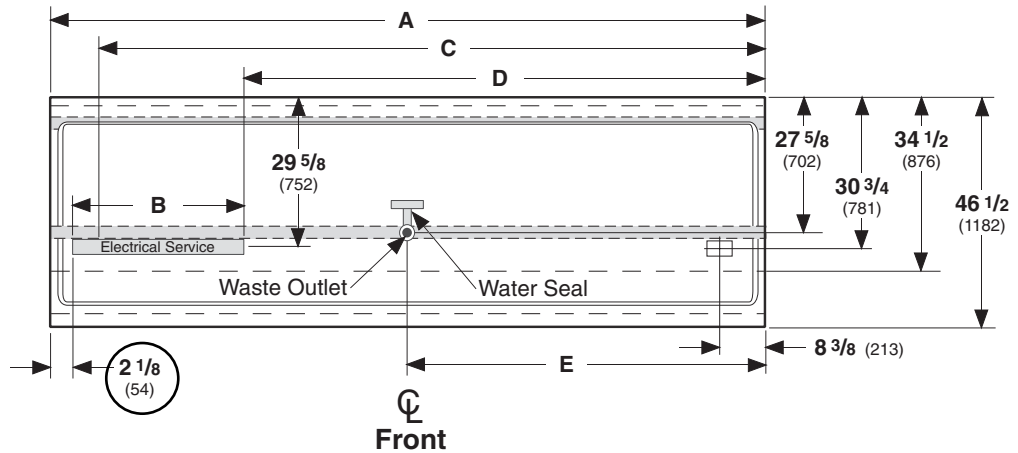
Engineering Plan Views





PHYSICAL DATA	
Merchandiser Drip Pipe (in.)	1 1/2
Merchandiser Liquid Line (in.)	3/8
Merchandiser Suction Line (in.)	7/8

Dimensions shown as inches and (mm).

E4
Dairy/Delicatessen
Precut & Packaged
Produce

04-2010



	4 ft	6 ft	8 ft	12 ft
General				
(A) Case Length (without ends or partitions)	48 1/8 (1222)	72 1/8 (1832)	96 1/4 (2445)	144 3/8 (3667)
<i>NOTE: Each end or insulated partition adds 1 inch to lineup.</i>				
Maximum O/S dimension back to front (with bumper)	46 1/2 (1181)	46 1/2 (1181)	46 1/2 (1181)	46 1/2 (1181)
Back of case to front of front panel	34 1/2 (876)	34 1/2 (876)	34 1/2 (876)	34 1/2 (876)
Back of case to O/S edge of front skid rail	29 3/8 (746)	29 3/8 (746)	29 3/8 (746)	29 3/8 (746)
Width of skid rail	4 1/2 (114)	4 1/2 (114)	4 1/2 (114)	4 1/2 (114)
RH end of case to outside edge of external support	1 3/8 (34)	1 3/8 (34)	1 3/8 (34)	1 3/8 (34)
Distance between edges of				
external support and center support	NA	28 1/2 (724)	40 1/2 (1029)	40 1/2 (1029)
Distance between edges of center supports	NA	NA	NA	44 (1118)
Stub-up area between front skid rail and front panel	5 3/4 (146)	5 3/4 (146)	5 3/4 (146)	5 3/4 (146)
Electrical Service  (Electrical Field Wiring connection point)				
(B) Length of electrical raceway	18 3/8 (467)	18 3/8 (467)	37 (940)	37 (940)
(C) RH End of case to center of farthest knockout	36 5/8 (930)	60 3/4 (1543)	84 3/4 (2153)	132 3/4 (3372)
Back of case to center of end knockout	29 5/8 (752)	29 5/8 (752)	29 5/8 (752)	29 5/8 (752)
(D) RH End of case to RH end of raceway	27 5/8 (702)	51 5/8 (1311)	57 1/4 (1454)	105 1/8 (2670)
LH End of case to LH end of raceway	2 1/8 (54)	2 1/8 (54)	<u>2 1/8 (54)</u>	<u>2 1/8 (54)</u>
Waste Outlet 				
(E) RH End of case to the center of waste outlet	24 1/4 (616)	24 1/4 (616)	24 1/2 (622)	72 1/4 (1834)
LH End of case to the center of waste outlet	23 7/8 (606)	47 7/8 (1216)	71 3/4 (1822)	72 1/8 (1832)
Back O/S of case to center of waste outlet	27 5/8 (702)	27 5/8 (702)	27 5/8 (702)	27 5/8 (702)
Water Seal 				
Edge of water seal to center of waste outlet	4 (102)	4 (102)	4 (102)	4 (102)
Schedule 40 diameter of the drip pipe	1 1/2 (38)	1 1/2 (38)	1 1/2 (38)	1 1/2 (38)
<i>NOTE: Water seal outlet must clear front skid rail; water seal rotation in forward direction only due to low base.</i>				
Refrigeration Outlet 				
Back of case to center of refrigeration outlet	30 3/4 (781)	30 3/4 (781)	30 3/4 (781)	30 3/4 (781)
RH end of case to center of refrigeration outlet	8 3/8 (213)	8 3/8 (213)	8 3/8 (213)	8 3/8 (213)

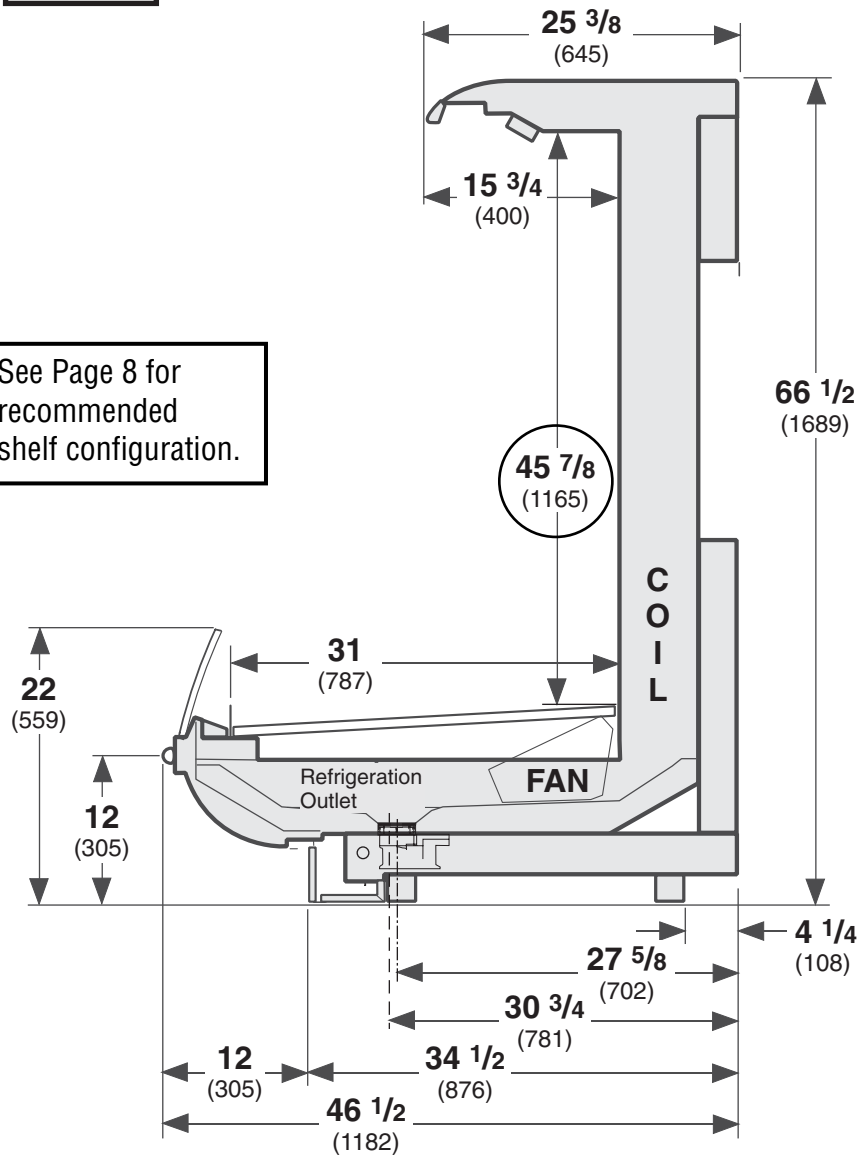
Elite Specialty Merchandiser Multi-deck, 4 Display Levels

Impact Elite E4
Delicatessen/Dairy
Precut & Packaged Produce

Dimensions shown as inches & (mm).

E4

See Page 8 for recommended shelf configuration.



REFRIGERATION DATA

Note: This data is based on store temperature and humidity that does not exceed 75 (°F) and 55% R.H.

	E4
Discharge Air (°F)	29
Evaporator (°F)	21
Unit Sizing (°F)	19
Btu/hr/ft[‡] — Unlit Shelves^{‡‡}	E4
Parallel	1220
Conventional	1320

[‡]Optional energy efficient motors reduce the refrigeration load by 27 Btu/hr/ft.
^{‡‡} Add 20 Btu/hr/ft per shelf row for fluorescent lamps.

DEFROST DATA

	E4
Frequency (hr)	6
Defrost Water (lb/ft/day)	8
(± 15% based on case configuration and product loading).	
OFFTIME	E4
Temp Term (°F)	48
Failsafe (minutes)	40

ELECTRIC OR GAS Not Recommended

Standard Defrost Thermostat
Close on rise: close 48°F – open 33°F

CONVENTIONAL CONTROLS

Low Pressure Backup Control	
CI/CO*	E4
Temp (°F)	14 / 4
Indoor Unit Only, Pressure Defrost Termination (Temp °F)*	
	48°F

*Use a Temperature Pressure Chart to determine PSIG conversions.

Estimated Charge **	E4
4 ft 1.1 lb 18 oz	0.5 kg
6 ft 1.9 lb 30 oz	0.9 kg
8 ft 2.3 lb 37 oz	1.0 kg
12 ft 3.3 lb 53 oz	1.5 kg

**This is an average for all refrigerant types actual refrigerant charge may vary by approximately half a pound.

NSF Certification

This merchandiser model is manufactured to meet ANSI/NSF (National Sanitation Foundation) Standard #7 requirements for construction, materials & cleanability.

Impact *Elite* E4**Delicatessen/Dairy
Precut & Packaged Produce****Electrical Data**

	4 ft	6 ft	8 ft	12 ft				
Number of Fans — 12W	1	2	2	3				
	Amperes				Watts			
	4 ft	6 ft	8 ft	12 ft	4 ft	6 ft	8 ft	12 ft
Evaporator Fans								
120V 60Hz Standard	<u>0.65</u>	<u>1.30</u>	<u>1.30</u>	<u>1.95</u>	<u>50</u>	<u>100</u>	<u>100</u>	<u>150</u>
120V 50Hz Standard	<u>0.75</u>	<u>1.50</u>	<u>1.50</u>	<u>2.25</u>	<u>57</u>	<u>114</u>	<u>114</u>	<u>171</u>
230V 60Hz Export	NA							
230V 50Hz Export	NA							
120V 60 Hz Energy Efficient	<u>0.30</u>	<u>0.60</u>	<u>0.60</u>	<u>0.90</u>	<u>18</u>	<u>36</u>	<u>36</u>	<u>54</u>
230V 60Hz Energy Efficient	NA							
Cycling Anti-sweat Heaters	NA							
Minimum Circuit Ampacity								
120V 60Hz Standard	<u>0.85</u>	<u>1.50</u>	<u>1.50</u>	<u>2.15</u>				
120V 50Hz Standard	<u>0.95</u>	<u>1.70</u>	<u>1.70</u>	<u>2.45</u>				
230V 60Hz Export	NA							
230V 50Hz Export	NA							
120V 60 Hz Energy Efficient	<u>0.50</u>	<u>0.80</u>	<u>0.80</u>	<u>1.10</u>				
230V 60Hz Energy Efficient	NA							
Maximum Over Current Protection 120V	20	20	20	20				
Maximum Over Current Protection 230V	NA							
Electric Defrost Heaters (208V 1Ph)	NA							
Standard Lighting (T-8 fluorescent)								
2 Rows Canopy	0.51	1.01	1.01	1.52	66	122	122	183
Optional Lighting (T-8 fluorescent)								
1 Row Rail Lights	0.51	0.51	0.51	0.76	62	62	62	96
1 Row Ledge Lights	0.51	0.51	0.51	0.76	62	62	62	96
Optional Shelf Lighting (T-8 fluorescent)								
1 Row of Shelves	0.51	0.51	0.51	0.76	62	62	62	96
2 Rows of Shelves	0.51	1.01	1.01	1.52	66	122	122	183
3 Rows of Shelves	0.76	1.53	1.53	2.28	92	184	184	274
4 Rows of Shelves	1.01	2.02	2.02	3.04	124	243	243	365

120V Lighting Circuit Total = Standard Lighting + Total Optional Lighting + Optional Shelf Lighting

Product Data

<i>Recommended Usable Cube</i> ¹ (Cu Ft/Ft)	5.43 ft ³ /ft (0.50 m ³ /m)
<i>AHRI Total Display Area</i> ² (Sq Ft/Ft)	4.13 ft ² /ft (1.26 m ² /m)
<i>Shelf Area</i> ³ (Sq Ft/Ft)	8.08 ft ² /ft (2.46 m ² /m)

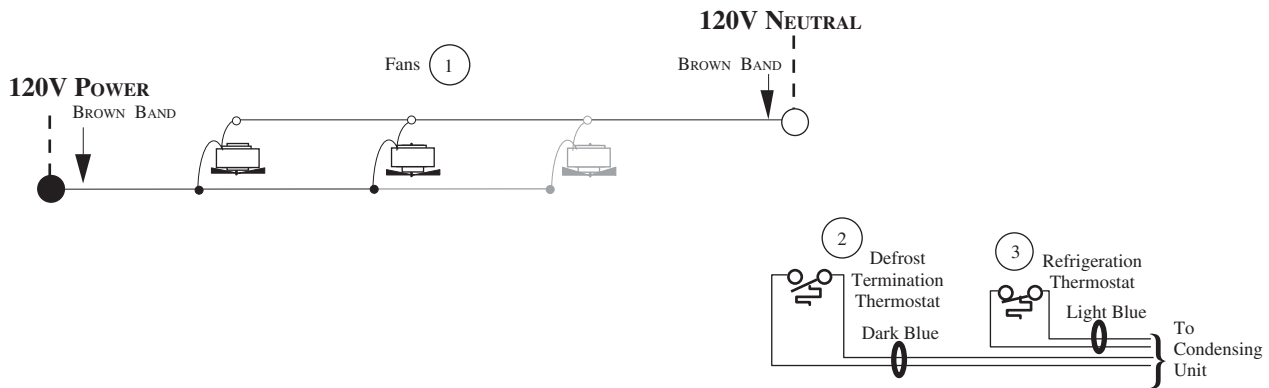
- ¹ AHRI Refrigerated Volume less shelving and other unusable space: Refrigerated Volume/Unit of Length, ft³/ft [m³/m]
² Computed using AHRI 1200 standard methodology: Total Display Area, ft² [m²]/Unit of Length, ft [m]
³ Shelf surface area is composed of bottom deck plus standard shelf complement, as shown in the Hussmann *Product Reference Guide*. The standard shelf complement for this model is (1) row of 12-inch shelves, (1) row of 14-inch shelves, (1) row of 18-inch shelves and (1) row of 22-inch shelves,

ESTIMATED SHIPPING WEIGHT ⁴					
Case	<i>4 ft</i>	<i>6 ft</i>	<i>8 ft</i>	<i>12 ft</i>	Solid End
					<i>(each)</i>
lb (kg)	400 (181)	600 (252)	800 (363)	1000 (454)	100 (45)

⁴ Actual weights will vary according to optional kits included.

Fan Wiring Offtime Defrost

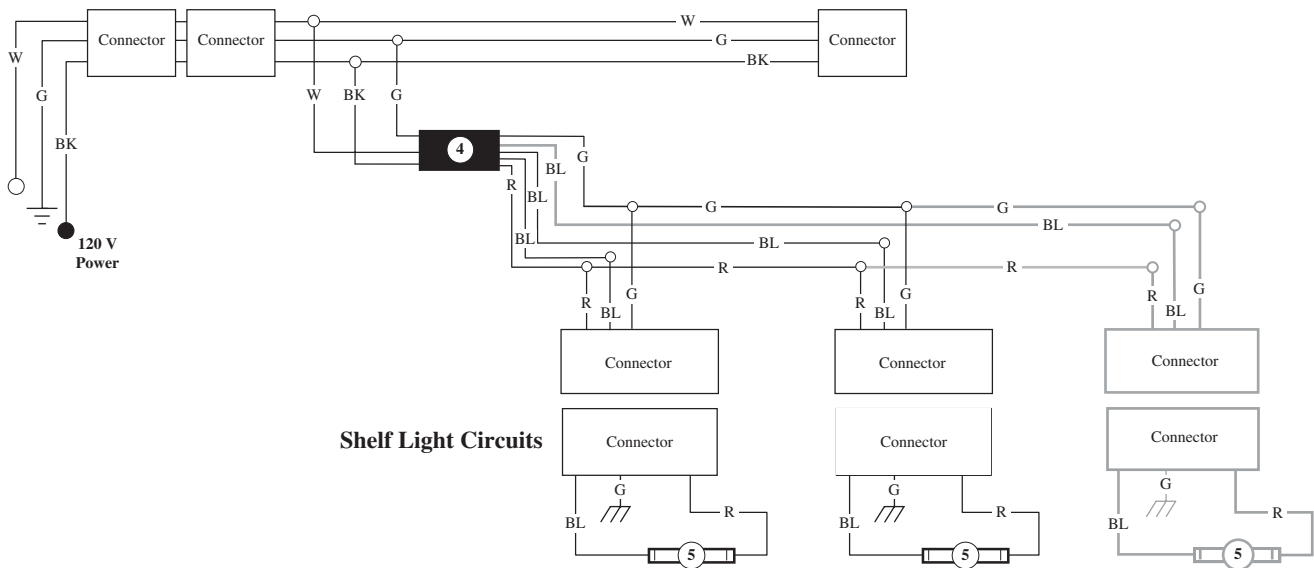
2 & 3 Fans



Shelf Lighting

Optional Shelf Harness and Light Circuits for One Row of Shelves

Shelf Harness



WARNING

All components must have mechanical ground, and the merchandiser must be grounded.

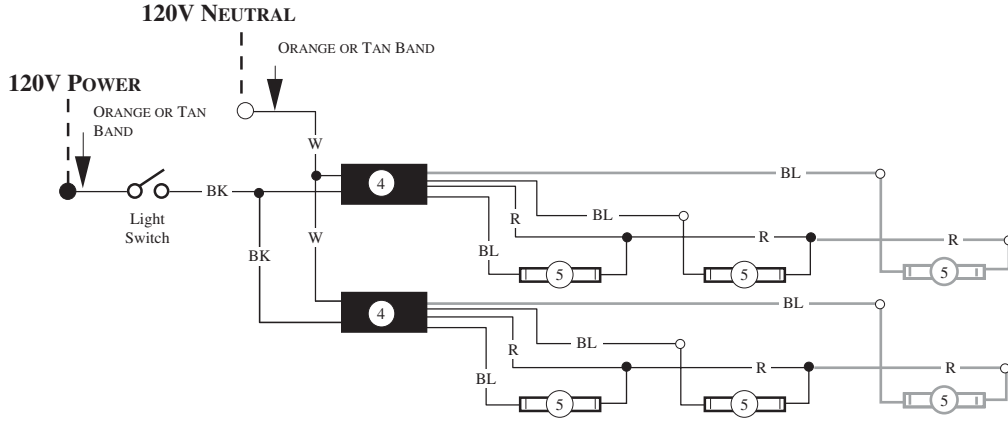
CIRCLED NUMBERS = PARTS LIST ITEM NUMBERS

Grayed components in 12 foot models only

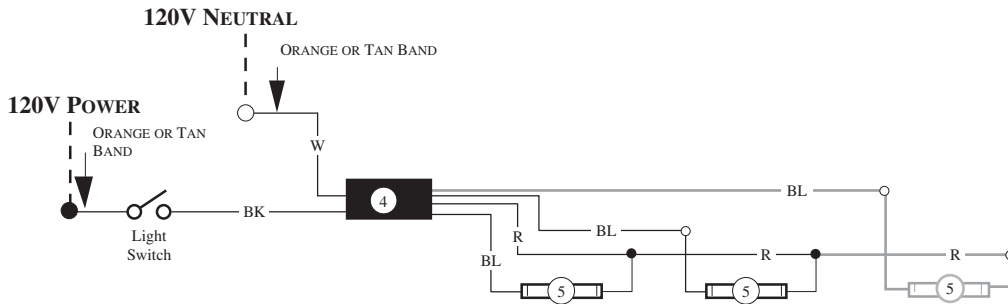
R = Red Y = Yellow G = Green BL = Blue BK = Black W = White

● = 120V POWER ○ = 120V NEUTRAL ⊥ = FIELD GROUND // = CASE GROUND

Standard Lighting 2 Rows Canopy



Optional Lighting: 1 Row Ledge or 1 Row Rail



WARNING

All components must have mechanical ground, and the merchandiser must be grounded.

CIRCLED NUMBERS = PARTS LIST ITEM NUMBERS

Grayed components in 12 foot models only

R = Red Y = Yellow G = Green BL = Blue BK = Black W = White

● = 120V POWER ○ = 120V NEUTRAL ⊥ = FIELD GROUND ⏏ = CASE GROUND

Impact *Elite* E4
Delicatessen/Dairy
Precut & Packaged Produce

SHELF CONFIGURATION

This merchandiser is designed for four shelves.

This illustration shows recommended shelf depth and shelf angle for the four locations.

It is critical to case performance that no product, shelf or stop extend beyond the load limit, as shown in this illustration. This configuration supports the air curtain and provides optimal case performance.

Check with Hussmann engineering before using a different configuration.

