


NSF Certification

This merchandiser model is manufactured to meet NSF/ANSI (National Sanitation Foundation) Standard #7 requirements for construction, materials and cleanability.



Scan the QR code on your mobile device to access additional product information or order parts.

Parts may also be ordered at:

parts.hussmann.com

Call toll free: 1.855.487.7778

We reserve the right to change or revise specifications and product design in connection with any feature of our products. Such changes do not entitle the buyer to corresponding changes, improvements, additions or replacements for equipment previously sold or shipped.

Note: Revision Q: July 2019. Updated Lighting and CaseShieldPTM.

Data sheet-Excel-D5X-LEP

Engineering Plan Views

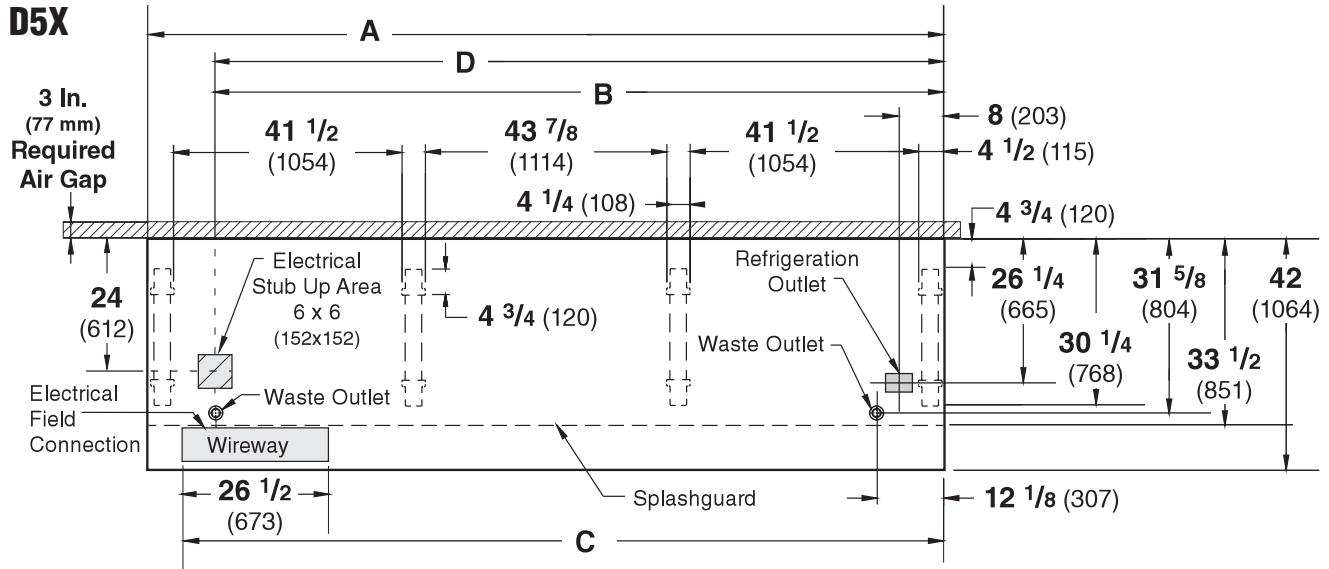
PHYSICAL DATA	
Merchandiser Drip Pipe (in.)	1 1/4
Merchandiser Liquid Line (in.)	3/8
Merchandiser Suction Line (in.)	7/8

Dairy & Delicatessen

10-2004

Dimensions shown as in. and (mm).

D5X



NOTE: Case-to-Case Electrical Connections are made IN FRONT OF SPLASHGUARD.

FRONT

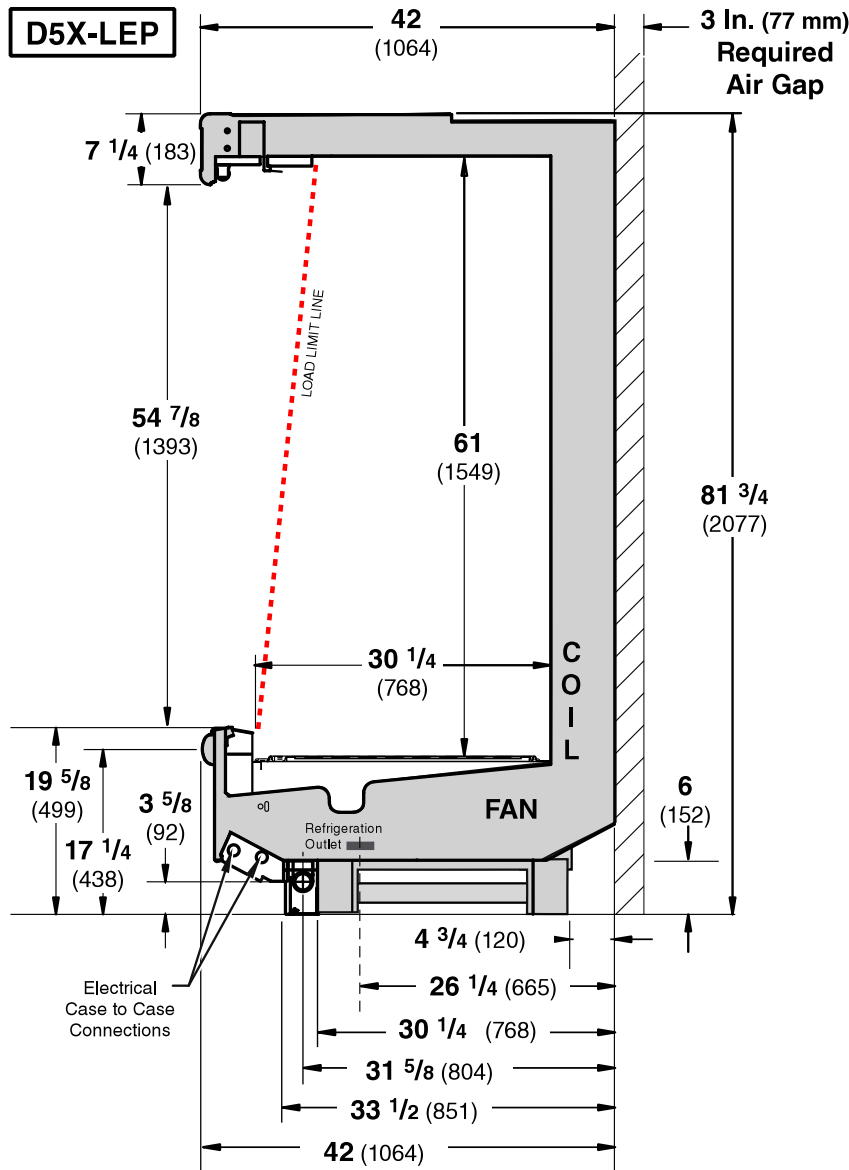
	4 ft	6 ft	8 ft	10 ft	12 ft
General					
(A) Case Length (without ends or partitions)	48 3/8 (1229)	72 3/8 (1838)	96 3/8 (2448)	120 1/2 (3061)	144 1/2 (3670)
<i>(Each end and insulated partition adds 1 1/2 in. (38 mm) to case line up.)</i>					
Maximum O/S dimension of case back to front <i>(includes bumper)</i>	42 (1064)	42 (1064)	42 (1064)	42 (1064)	42 (1064)
Back of case to front of splashguard	33 1/2 (851)	33 1/2 (851)	33 1/2 (851)	33 1/2 (851)	33 1/2 (851)
Back of case to O/S edge of front leg	30 1/4 (768)	30 1/4 (768)	30 1/4 (768)	30 1/4 (768)	30 1/4 (768)
Distance between edges of external legs and center legs	NA	29 1/2 (750)	41 1/2 (1054)	29 1/2 (749)	41 1/2 (1054)
Distance between edges of center legs	NA	NA	NA	43 7/8 (1114)	43 7/8 (1114)
Distance between front legs and splashguard	2 3/4 (70)	2 3/4 (70)	2 3/4 (70)	2 3/4 (70)	2 3/4 (70)
Electrical Service <input checked="" type="checkbox"/> <i>(Electrical Field Wiring connection point)</i>					
(B) RH End of case to center of stub up area	36 1/4 (921)	60 1/4 (1530)	84 1/4 (2140)	108 1/4 (2750)	132 3/8 (3363)
Back of case to center of stub up area	24 (612)	24 (612)	24 (612)	24 (612)	24 (612)
Length of electrical wireway Wireway	26 1/2 (673)	26 1/2 (673)	26 1/2 (673)	26 1/2 (673)	26 1/2 (673)
(C) RH End of case to LH end of wireway	42 1/8 (1070)	66 1/8 (1680)	90 1/8 (2289)	114 1/4 (2902)	138 1/4 (3511)
Waste Outlets (One each end) <input checked="" type="checkbox"/>					
(D) RH End of case to the center of LH waste outlet	36 1/4 (921)	60 1/4 (1530)	84 1/4 (2140)	108 1/4 (2750)	132 3/8 (3363)
RH End of case to the center of RH waste outlet	12 1/8 (307)	12 1/8 (307)	12 1/8 (307)	12 1/8 (307)	12 1/8 (307)
Back O/S of case to center of waste outlets	31 5/8 (804)	31 5/8 (804)	31 5/8 (804)	31 5/8 (804)	31 5/8 (804)
Schedule 40 PVC drip pipe	1 1/4 (32)	1 1/4 (32)	1 1/4 (32)	1 1/4 (32)	1 1/4 (32)
Refrigeration Outlet <input type="checkbox"/>					
Back of case to center of refrigeration outlet	26 1/4 (665)	26 1/4 (665)	26 1/4 (665)	26 1/4 (665)	26 1/4 (665)
RH end of case to center of refrigeration outlet	8 (203)	8 (203)	8 (203)	8 (203)	8 (203)

Multi-deck, 5 Display Levels, Low Front



Hussmann refrigerated merchandisers configured for sale for use in the United States meet or surpass the requirements of the DOE 2017 energy efficiency standards.

Dimensions shown as in. and (mm).



Estimated Charge ***		D5X-LEP	
4 ft	1.9 lb	30 oz	0.9 kg
6 ft	2.8 lb	45 oz	1.3 kg
8 ft	3.7 lb	59 oz	1.7 kg
10 ft	4.7 lb	75 oz	2.1 kg
12 ft	5.1 lb	82 oz	2.3 kg

***This is an average for all refrigerant types. Actual refrigerant charge may vary by approximately half a pound (8 oz/0.2 kg).

Excel D5X-LEP
Dairy & Delicatessen

REFRIGERATION DATA

Note: This data is based on store temperature and humidity that does not exceed 75°F and 55% R.H.

D5X-LEP§	UNLIT	LIT	PEG*
Discharge Air °F	32	30	30
Evaporator °F	28	26	26
Unit Sizing °F	26	24	24

§ Average evaporator temperature shown. Use dew point for high glide refrigerants for unit sizing. Care should be taken to use the dew point in PT tables for measuring and adjusting superheat. Adjust evaporator pressure as needed to maintain discharge air temperature shown.

Btulhr/ft — Unlit Shelves‡

D5X-LEP	Parallel	Conventional
UNLIT	1263	1338
PEG*	1418	1503

* Hussmann Peg Shelves (Deli only).

‡ Add 10 Btu/hr/ft per shelf row for LED fixtures.
Add 20 Btu/hr/ft per shelf row for fluorescent lamps.
Reduce refrigeration load by 15% if fitted with CaseShieldPTM.

DEFROST DATA

Frequency Hr 8
Defrost Water (lb/ft/day) 10.5
(± 15% based on case configuration and product loading).

OFFTIME D5X-LEP
Time (minutes) 30

ELECTRIC OR GAS Not Recommended

CONVENTIONAL CONTROLS

Low Pressure Backup Control
C/ICO** D5X-LEP
19°F / 9°F

Indoor Unit Only, Pressure Defrost
Termination** 48°F

**Use a Temperature Pressure Chart to determine PSIG conversions.

Excel D5X-LEP

Dairy & Delicatessen

Electrical Data

	4 ft	6 ft	8 ft	10 ft	12 ft
Number of Fans – 12W	1	—	2	1	3
Number of Fans – 7W	—	2	—	2	—

	4 ft	6 ft	Amperes			Watts					
			8 ft	10 ft	12 ft	4 ft	6 ft	8 ft	10 ft	12 ft	
Evaporator Fans											
120V 60Hz Standard Energy Efficient	0.30	0.38	0.60	0.68	0.90	18	28	36	46	54	
230V 60Hz Standard Energy Efficient	0.15	0.20	0.30	0.35	0.45	18	28	36	46	54	
230V 60Hz Export	0.33	0.50	0.66	0.80	0.99	50	78	100	128	150	
230V 50Hz Export	0.38	0.56	0.76	0.94	1.14	57	84	114	141	171	

Minimum Circuit Ampacity

120V 60Hz Standard Energy Efficient	0.50	0.58	0.80	0.88	1.10
230V 60Hz Standard Energy Efficient	0.35	0.40	0.50	0.55	0.65
230V 60Hz Export	0.53	0.70	0.86	1.00	1.19
230V 50Hz Export	0.58	0.76	0.96	1.14	1.34

Maximum Over Current Protection 120V

Maximum Over Current Protection 120V	20	20	20	20	20
Maximum Over Current Protection 230V	15	15	15	15	15

*ONLY LIGHTING CONFIGURATIONS THAT ARE COMPLIANT WITH THE U.S. DEPT. OF ENERGY (DOE) 2017 REGULATION ARE AVAILABLE FOR SALE FOR USE IN THE U.S.A.

	4 ft	6 ft	Amperes			Watts				
			8 ft	10 ft	12 ft	4 ft	6 ft	8 ft	10 ft	12 ft
LED LIGHTING										
EcoShine ULTRA Canopy Lights										
1 Row EcoShine ULTRA	0.16	0.26	0.36	0.42	0.54	19	31	43	50	64
EcoShine II Canopy Lights										
EcoShine II	0.16	0.26	0.32	0.42	0.48	19	32	39	51	58
EcoShine II HO	0.22	0.33	0.44	0.55	0.66	27	40	53	66	79
EcoShine II Shelf										
1 Row of Shelves	0.08	0.12	0.16	0.20	0.25	10	14	20	24	30
4 Rows of Shelves	0.33	0.47	0.66	0.80	0.99	40	56	79	96	119
5 Rows of Shelves	0.41	0.59	0.82	1.00	1.24	49	70	99	120	148
6 Rows of Shelves	0.49	0.70	0.99	1.20	1.48	59	85	119	144	178
EcoShine II Rail Light —1 Row	0.08	0.12	0.16	0.20	0.25	10	14	20	24	30
Standard Lighting (T-8 fluorescent)										
Each Row of Canopy, Shelf or Rail Lights	0.26	0.51	0.51	0.77	0.77	30	59	59	85	85

120V Lighting Circuit Total = Standard Lighting + Total Optional Lighting + Optional Shelf Lighting

120V EcoShine LED Lighting Circuit Total = Total Canopy Lighting + Optional Shelf Lighting

230V Lighting Circuit Total = Multiply 120V Lighting Circuit Total by 0.52

Please note: some combinations of fluorescent lights on this case model may not be compliant with DOE 2017 and may not be available to order in the US and Canada. More lighting options are available with LED lights. The Hussmann Product Configurator will not allow lighting options that do not comply with the DOE 2017 standards.

Product Data

<i>Recommended Usable Cube</i> ¹ (Cu Ft/Ft)	9.39 ft ³ /ft (0.87 m ³ /m)
<i>AHRI Total Display Area</i> ² (Sq Ft/Ft)	4.58 ft ² /ft (1.40 m ² /m)
<i>Shelf Area</i> ³ (Sq Ft/Ft)	9.89 ft ² /ft (3.02 m ² /m)

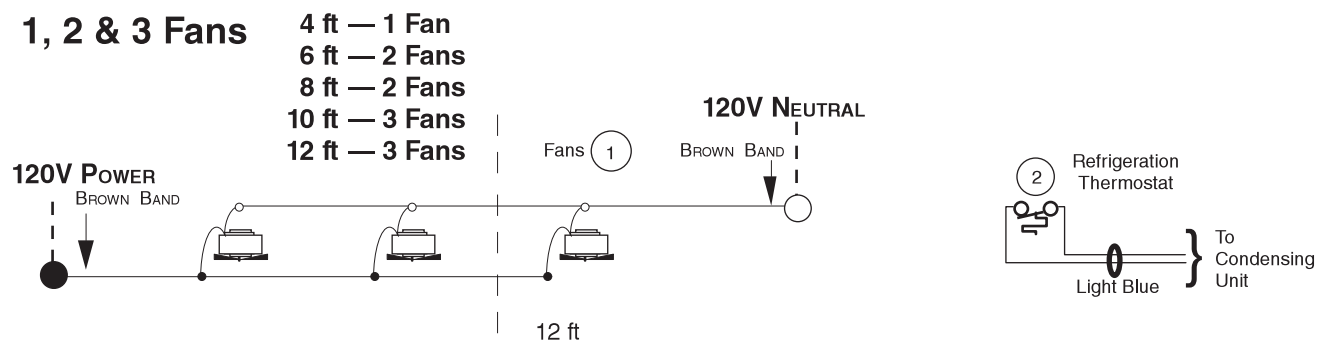
- ¹ AHRI Refrigerated Volume less shelving and other unusable space: Refrigerated Volume/Unit of Length, ft³/ft [m³/m]
- ² Computed using AHRI 1200 standard methodology: Total Display Area, ft² [m²]/Unit of Length, ft [m]
- ³ Shelf surface area is composed of bottom deck plus standard shelf complement, as shown in the Hussmann *Product Reference Guide*. The standard shelf complement for this model is (4) rows of 22-inch shelves.

ESTIMATED SHIPPING WEIGHT⁴

Case	4 ft	6 ft	8 ft	10 ft	12 ft	Solid End (each)
lb (kg)	800 (363)	1000 (454)	1200 (544)	1300 (590)	1400 (635)	100 (45)

⁴ Actual weights will vary according to optional kits included.

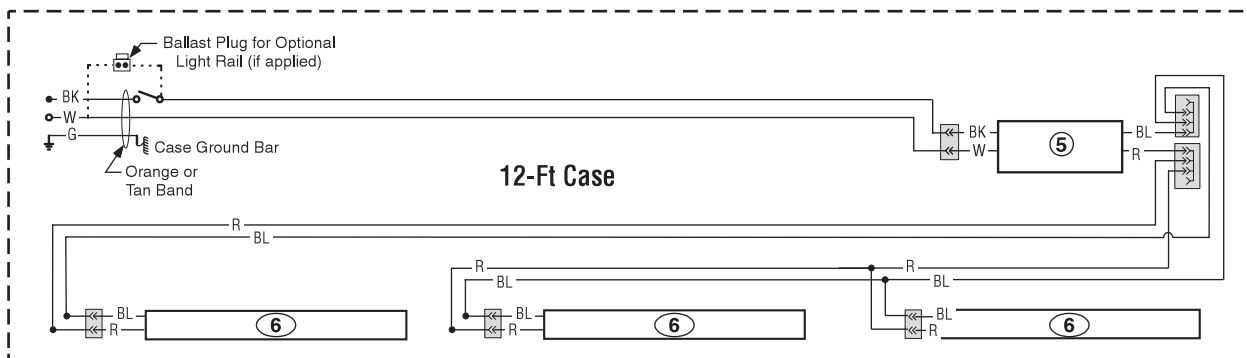
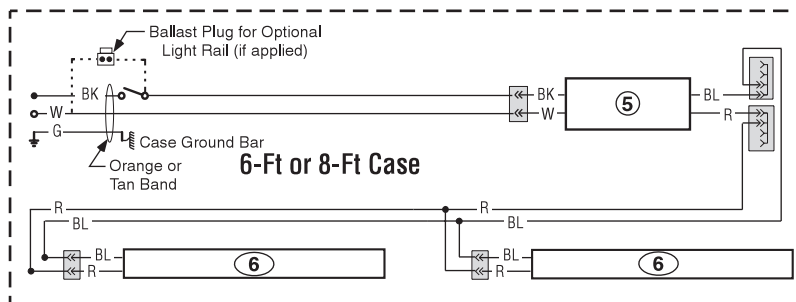
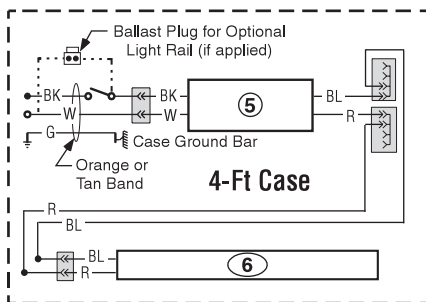
**Fan Wiring
Offtime Defrost**



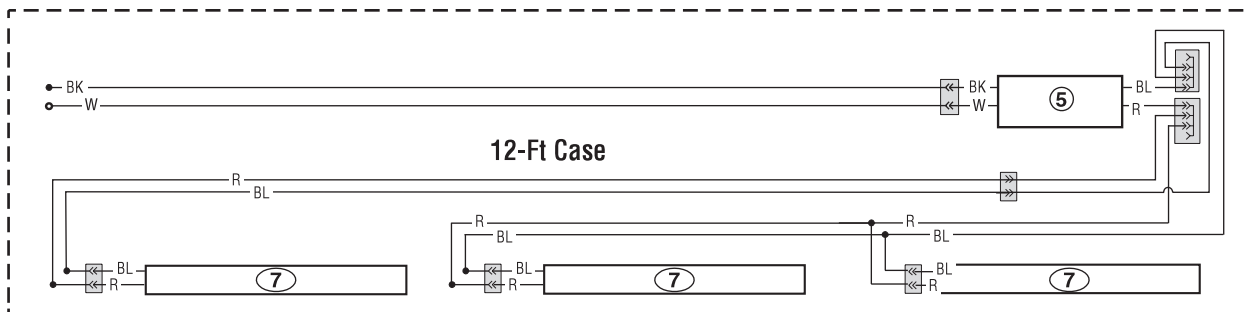
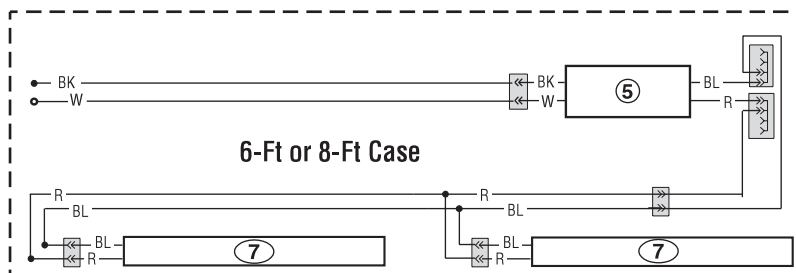
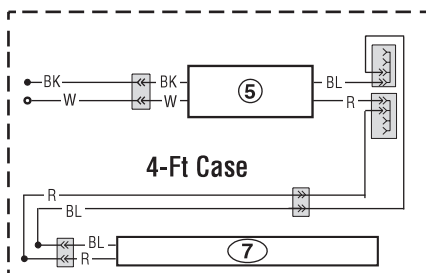
Scan QR code to access
Fluorescent Wiring Diagrams
on your mobile device.

Optional Canopy and Rail Light Circuits — LED Fixtures

LED Canopy Lighting — 1 Row



LED Rail Lighting — 1 Row



WARNING

All components must have mechanical ground, and the merchandiser must be grounded.

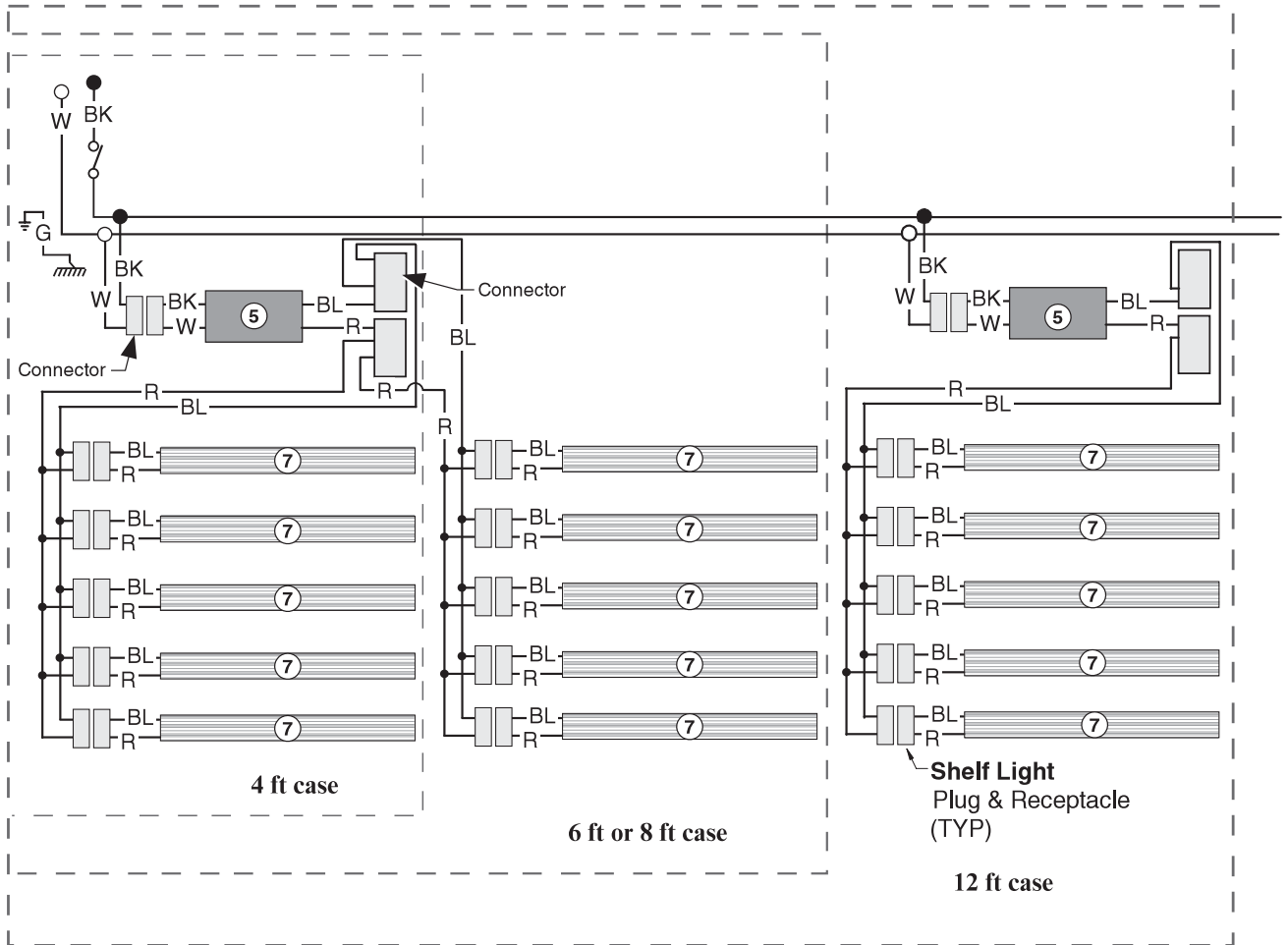
CIRCLED NUMBERS = PARTS LIST ITEM NUMBERS

R = Red Y = Yellow G = Green BL = Blue BK = Black W = White

● = 120V POWER ○ = 120V NEUTRAL ⊥ = FIELD GROUND ≡ = CASE GROUND

Optional Shelf Lighting LED Fixtures

Shelf Harness and LED Light Circuits for 4 or 5 Rows of Shelves



WARNING

All components must have mechanical ground, and the merchandiser must be grounded.

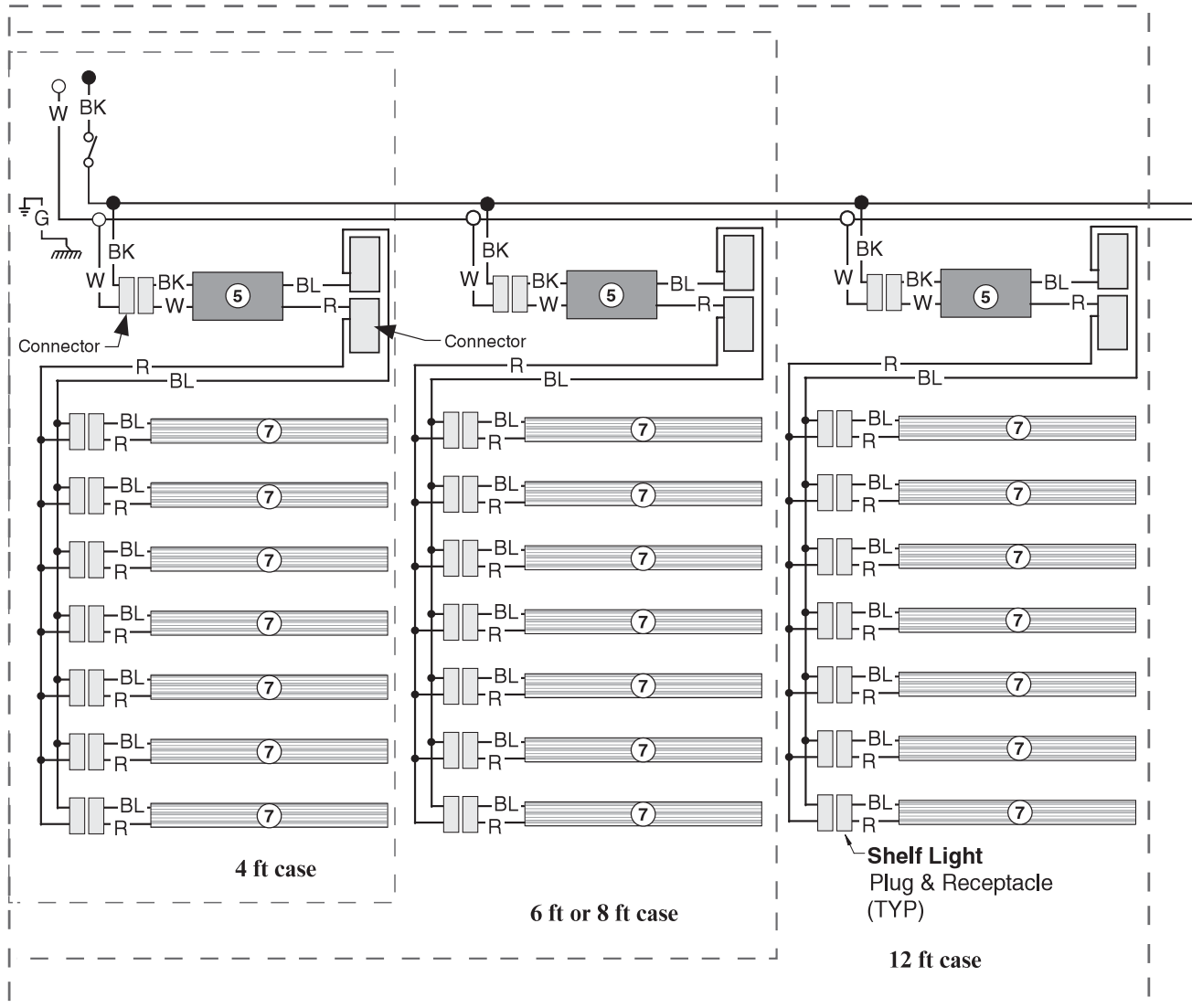
CIRCLED NUMBERS = PARTS LIST ITEM NUMBERS

R = Red G = Green BL = Blue BK = Black W = White

● = 70V POWER ○ = 70V NEUTRAL ⚡ = FIELD GROUND *mm* = CASE GROUND

Optional Shelf Lighting LED Fixtures

Shelf Harness and LED Light Circuits for 6 or 7 Rows of Shelves



WARNING

All components must have mechanical ground, and the merchandiser must be grounded.

CIRCLED NUMBERS = PARTS LIST ITEM NUMBERS

R = Red G = Green BL = Blue BK = Black W = White

● = 120V POWER ○ = 120V NEUTRAL ⚡ = FIELD GROUND mm = CASE GROUND