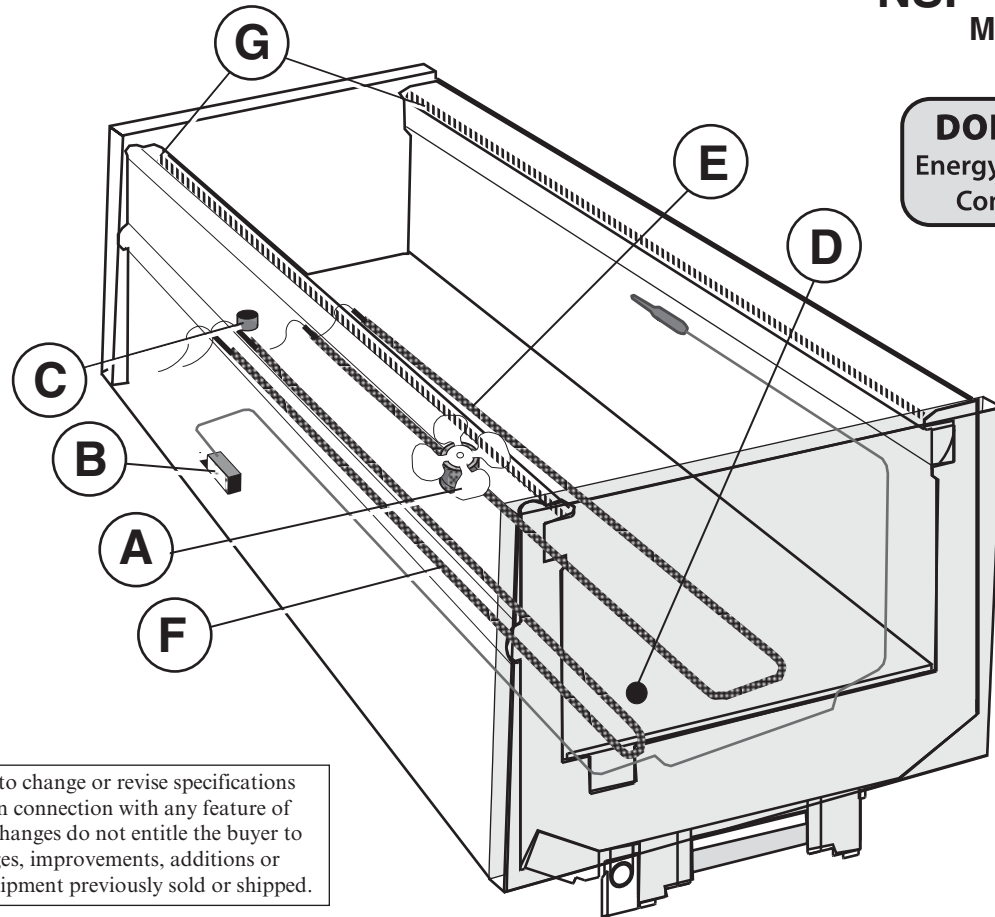


**DOE 2017**  
Energy Efficiency  
Compliant



We reserve the right to change or revise specifications and product design in connection with any feature of our products. Such changes do not entitle the buyer to corresponding changes, improvements, additions or replacements for equipment previously sold or shipped.

Item	Part #	Description	Wiring Item #	Item	Part #	Description	Wiring Item #
<b>FAN ASSEMBLIES, AND THERMOSTATS</b>				<b>HEATERS</b>			
A.	4W	Standard Energy Efficient Fan Assembly	(1)	E.	208V Evaporator Defrost Heaters		(5)
	0477653	Fan Motor, Evaporator (MO.4410544)			3016522	End case (HE.4850620)	
	0464847	Fan Blade (FB.4780649)		F.	208V Drip Pan Defrost Heaters, Electric		(6)
B.		Optional Adjustable Refrigeration Thermostat	(2)		0444300	End case (HE.4850609)	
C.	0398557	Defrost Termination Thermostat	(3)		120V Drip Pan Defrost Heaters, Koolgas		(7)
		(Electric Defrost only)			0465906	End case (HE.4850628)	
		(CT.4440611)		G.	Nosing Anti-sweat Heaters		(8)
D.	0481370	Heater Switch	(4)		0495006	End case (HE.4850684)	
		(Koolgas Defrost only)					
		(CT.4440738)					

Data sheet-Excel FWE

Note: Revision K: Added high glide refrigerant note. Other changes marked by bar, underline or circle.

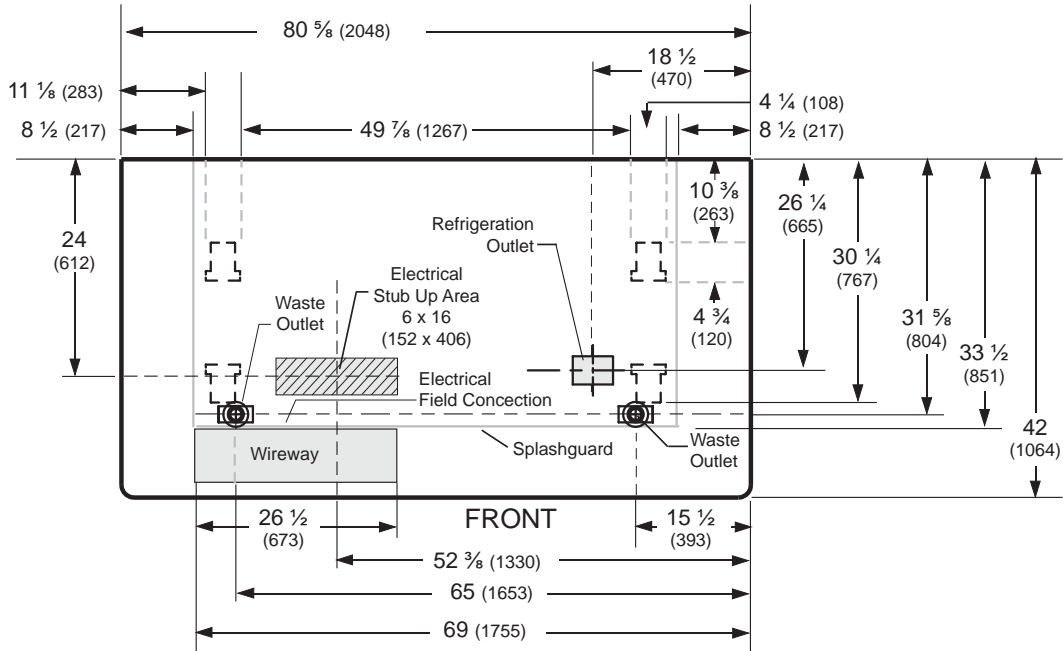
# Engineering Plan Views

PHYSICAL DATA	
Merchandiser Drip Pipe (in.)	1 1/4
Merchandiser Liquid Line (in.)	3/8
Merchandiser Suction Line (in.)	5/8

## Low / Medium Temperature Wide Island End case

Dimensions shown as inches & (mm).

10-2004



	End Case
<b>General</b>	
Case Length — Outside	80 5/8 (2048)
Inside Length	73 5/8 (1870)
Maximum O/S dimension of case back to front ( <i>includes bumper</i> )	42 (1064)
Back of case to front of splashguard	33 1/2 (851)
Back of case to O/S edge of front leg	30 1/4 (767)
Distance between edges of external legs and center legs	48 1/2 (1234)
Distance between edges of center legs	NA
Distance between front legs and splashguard	3 1/8 (82)
<b>Electrical Service</b> <input checked="" type="checkbox"/> ( <i>Electrical Field Wiring connection point</i> )	
RH End of case to center of stub up area	52 3/8 (1653)
Back of case to center of stub up area	24 (612)
Length of electrical wireway <input type="checkbox"/> Wireway	26 1/2 (673)
RH End of case to LH end of wireway	69 (1755)
<b>Waste Outlets</b> ( <i>One each end</i> ) <input checked="" type="checkbox"/>	
RH End of case to the center of LH waste outlet	65 (1653)
RH End of case to the center of RH waste outlet	15 1/2 (393)
Back O/S of case to center of waste outlets	31 5/8 (804)
Schedule 40 PVC drip pipe	1 1/4 (32)
<b>Refrigeration Outlet</b> <input checked="" type="checkbox"/>	
Back of case to center of refrigeration outlet	26 1/4 (665)
RH end of case to center of refrigeration outlet	18 1/2 (470)

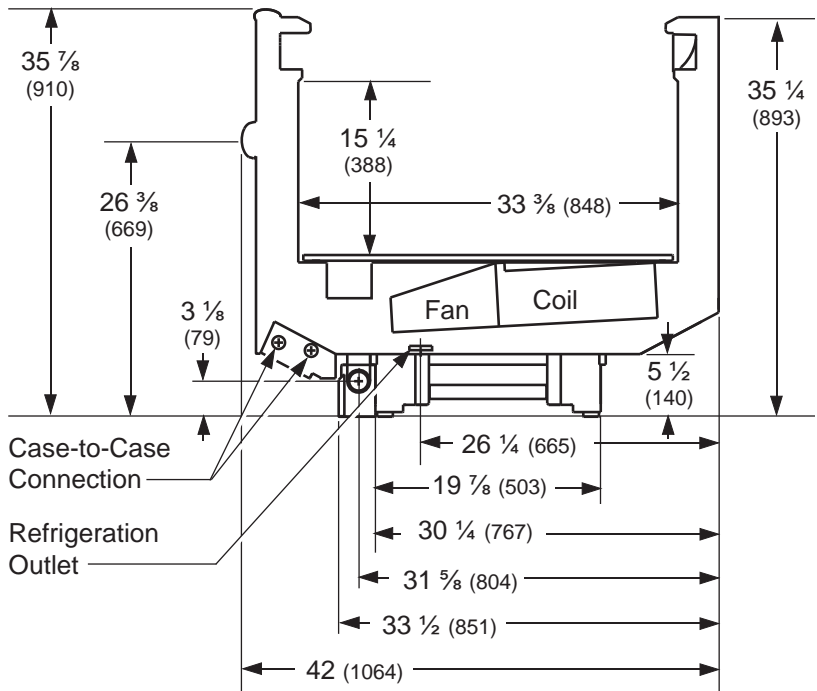
Single Level End Display with Solid Front



Hussmann refrigerated merchandisers configured for sale for use in the United States meet or surpass the requirements of the DOE 2017 energy efficiency standards.



Dimensions shown as inches & (mm).



**Estimated Charge \*\*\***

End      1.5 lb      24 oz      0.7 kg

\*\*\*This is an average for all refrigerant types. Actual refrigerant charge may vary by approximately half a pound (8 oz/0.2 kg).

**Length Added to Lineup:**    42 (1064)

This End Case is used in place of an End Assembly. Partitions do not apply.

**NSF Certification**

This merchandiser model is manufactured to meet NSF/ANSI (National Sanitation Foundation) Standard #7 requirements for construction, materials & cleanability.

**REFRIGERATION DATA\*§**

**Note:** This data is based on store temperature and humidity that does not exceed 75°F and 55% R.H.

	MED	FF	IC
<b>Discharge Air (°F)</b>	+24	-12	-22
<b>Evaporator (°F)</b>	+19	-20	-30
<b>Unit Sizing (°F)</b>	+17	-23	-33

§ Average evaporator temperature shown. Use dew point for high glide refrigerants for unit sizing. Care should be taken to use the dew point in PT tables for measuring and adjusting superheat. Adjust evaporator pressure as needed to maintain discharge air temperature shown.

<i>Btu/hr/case</i>	MED	FF	IC
<b>Parallel</b>	1315	2120	2270
<b>Conventional</b>	1375	2215	2370

\*Dual temperature operation kits are not suitable for ice cream temperature applications.

**DEFROST DATA**

	MED	FF	IC
<b>Frequency (hr)</b>	24	24	24
<b>Defrost Water (lb/case/day)</b>	4.8	4.5	3.6

(± 15% based on case configuration and product loading).

<i>ELECTRIC</i>	MED	FF	IC
<b>Temp Term (°F)</b>	48	48	48
<b>Failsafe (minutes)</b>	60	60	60

**GAS**

<b>Duration (minutes)</b>	NA	15	18
---------------------------	----	----	----

**OFFTIME**                      Not Recommended

**Standard Defrost Thermostat**

Close on rise: close 48°F — open 33°F

**CONVENTIONAL CONTROLS**

**Low Pressure Backup Control — CI/CO \***

MED	+22°F / +10°F
FF	-17°F / -29°F
IC	-27°F / -39°F

**Indoor Unit Only, Pressure Defrost Termination\*\***

Not Recommended

\*\*Use a Temperature Pressure Chart to determine PSIG conversions.

<b>Excel FWE</b> <b>Low / Medium Temperature</b>
---

### Electrical Data

Number of Fans – 4W Evaporator	Standard End		Optional Equipment	
	Amperes End	Watts End	Amperes End	Watts End
<b>Evaporator Fans</b>				
120V 50/60Hz Standard Energy Efficient	0.12	8		
230V 50/60Hz Standard Energy Efficient	0.06	8		
230V 60Hz Export	0.15	24		
230V 50Hz Export	0.18	27		
<b>Anti-sweat Heaters (on fan circuit)</b>				
120V 50/60Hz Standard	0.50	60		
230V 50/60Hz Export	0.26	60		
<b>Joining Kit Anti-sweat Heaters</b>				
120V 50/60Hz Standard			0.40	48
230V 50/60Hz Export			0.21	48
<b>Minimum Circuit Ampacity</b>				
120V 50/60Hz Standard Energy Efficient	0.82		1.22	
230V 50/60Hz Standard Energy Efficient	0.52		0.73	
230V 60Hz Export	0.61		0.82	
230V 50Hz Export	0.64		0.85	
<b>Maximum Over Current Protection 120V</b>	<b>20</b>		<b>20</b>	
Maximum Over Current Protection 230V	15		15	
<b>208V Electric Defrost</b>	6.54	1360		
<b>230V Export Electric Defrost</b>	5.91	1360		
<b>120V Koolgas Defrost</b>	1.33	160		
<b>208V Koolgas Defrost</b>	0.77	160		
<b>230V Koolgas Defrost</b>	0.85	196		
<b>Standard Lighting</b>				
None				

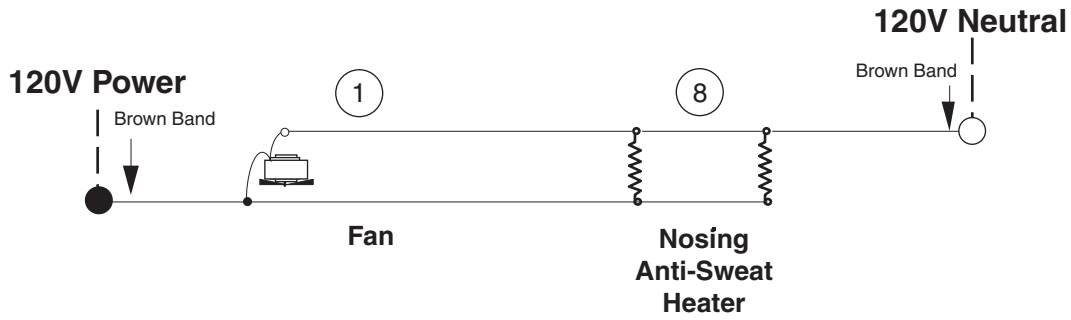
**Product Data**

<i>Recommended Usable Cube</i> <sup>1</sup> (Cu Ft/Ft)	3.54 ft <sup>3</sup> /ft (0.33 m <sup>3</sup> /m)
<i>AHRI Total Display Area</i> <sup>2</sup> (Sq Ft/Ft)	2.60 ft <sup>2</sup> /ft (0.79 m <sup>2</sup> /m)
<i>Shelf Area</i> <sup>3</sup> (Sq Ft/Ft)	2.79 ft <sup>2</sup> /ft (0.85 m <sup>2</sup> /m)

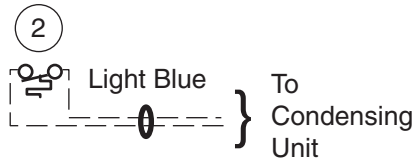
- <sup>1</sup> AHRI Refrigerated Volume less shelving and other unusable space: Refrigerated Volume/Unit of Length, ft<sup>3</sup>/ft [m<sup>3</sup>/m]
- <sup>2</sup> Computed using AHRI 1200 standard methodology: Total Display Area, ft<sup>2</sup> [m<sup>2</sup>]/Unit of Length, ft [m]
- <sup>3</sup> Shelf surface area is composed of bottom deck plus standard shelf complement, as shown in the Hussmann *Product Reference Guide*. The standard shelf complement for this model is NONE.

<b>ESTIMATED SHIPPING WEIGHT <sup>4</sup></b>						
<b>Case</b>						<b>End</b>
<b>lb (kg)</b>	NA (NA)	NA (NA)	NA (NA)	NA (NA)	NA (NA)	500 (227)
<sup>4</sup> Actual weights will vary according to optional kits included.						

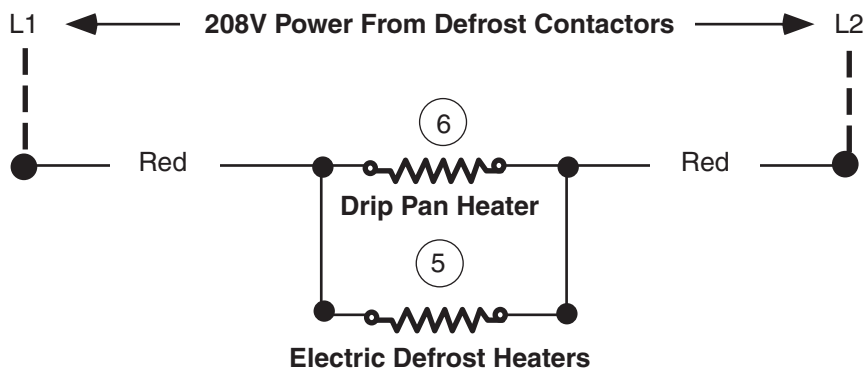
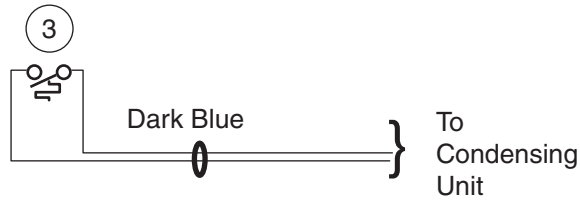
# Electric Defrost – Standard



## Refrigeration Thermostat (Optional)



## Defrost Termination Thermostat



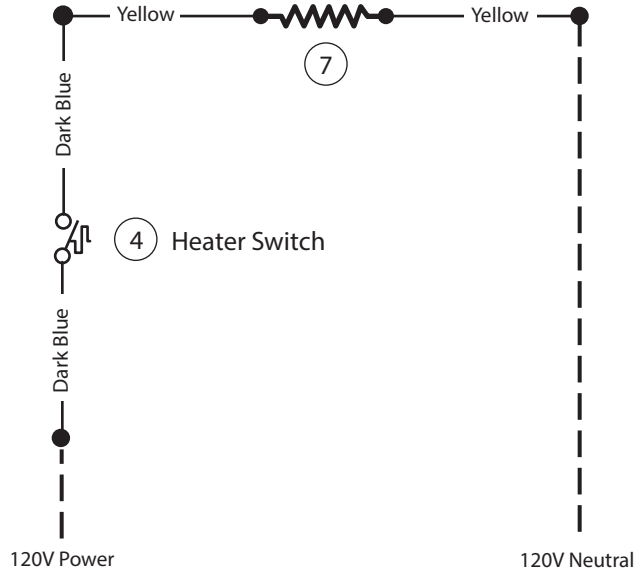
## WARNING

All components must have mechanical ground, and the merchandiser must be grounded.

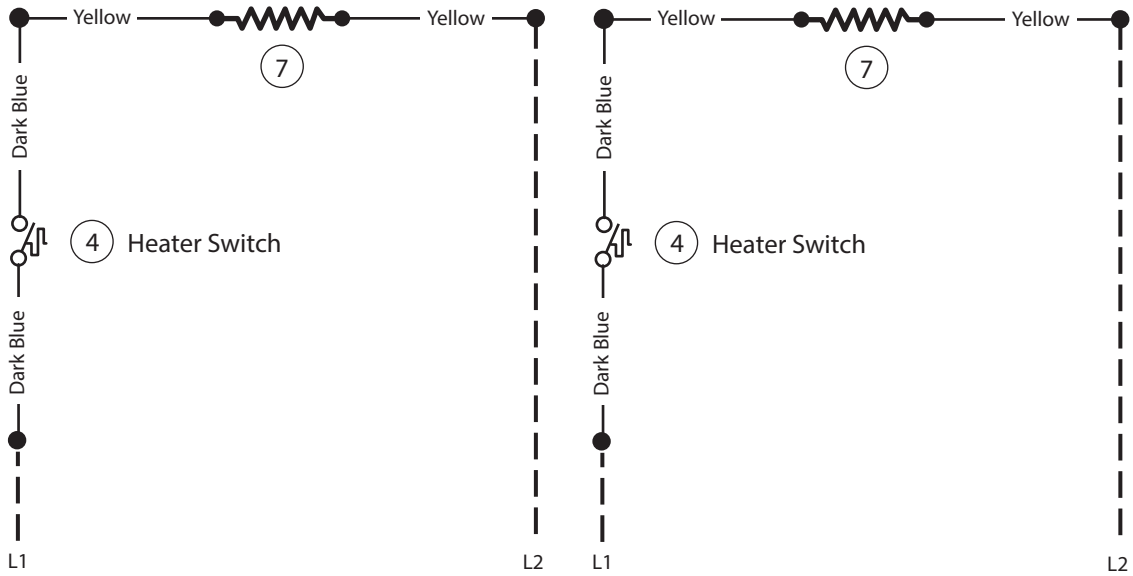
Circled Number = Parts List Item Numbers

# Gas Defrost – Optional

## 120V Drip Pan Heater — Koolgas Only



## 208V/230V Drip Pan Heater — Koolgas Only



### WARNING

All components must have mechanical ground, and the merchandiser must be grounded.

Circled Number = Parts List Item Numbers