

We reserve the right to change or revise specifications and product design in connection with any feature of our products. Such changes do not entitle the buyer to corresponding changes, improvements, additions or replacements for equipment previously sold or shipped.

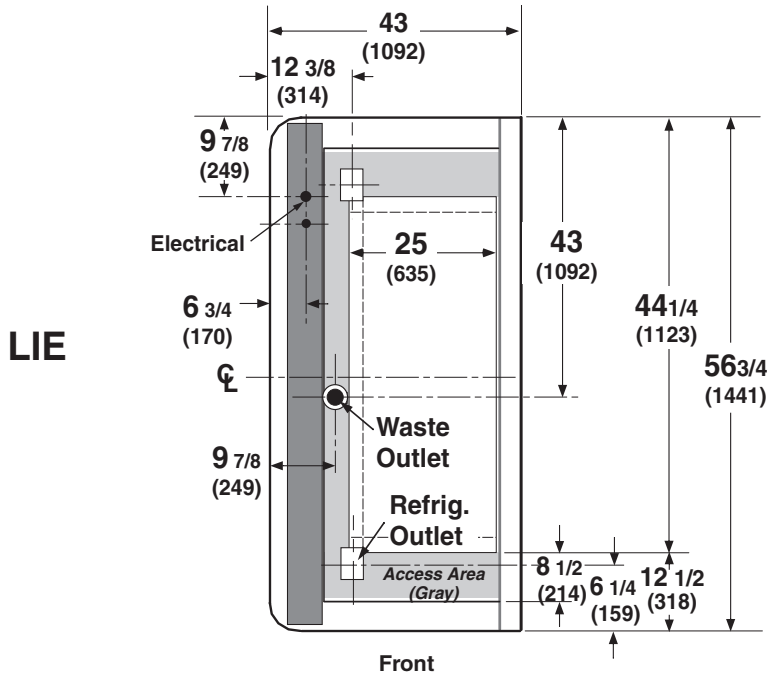
Item	Part #	Description	Wiring Item #	Item	Part #	Description	Wiring Item #
FAN ASSEMBLIES AND THERMOSTATS				HEATERS			
A.	4W Fan Assembly		(1)	E.	0395709	Modular Electric Defrost Heaters, 208V (HE.4850409)	(5)
	0392457	Fan Motor, Standard (MO.4410101)					
	0409511	Fan Blade, embossing toward motor (FB.0409511)		F.	0392412	Drip Pan Heaters, Electric 208V (HE.4850461)	(6)
B.	Optional Adjustable Refrigeration Thermostat		(2)				
C.	0398557	Defrost Termination Thermostat (Electric Defrost only) (CT.4440611)	(3)	F.	0421237	Drip Pan Heaters, Koolgas 120V (HE.4850495)	(7)
D.	0425304	Heater Switch (Koolgas Defrost only) (CT.0425304)	(4)	G.	009992P	Nosing Anti-sweat Heaters Discharge (HE.4850681)	(8)
					0401555	Return (HE.4850465)	





NOTE: Revision A corrects heater data on Page 4.

Engineering Plan Views

Dimensions shown as inches & (mm).

Single Deck Frozen Food Intermediate Island End



	End Case
General	
Case Length (<i>without ends or partitions</i>)	43 (1092)
(<i>Each end and insulated partition adds 2 in. (51 mm) to case line up.</i>)	
Maximum O/S dimension of case back to front (<i>includes bumper</i>)	56 ³ / ₄ (1442)
Front of splashguard to O/S edge of front base rail	8 ¹ / ₂ (216)
Back of case to O/S edge of front base rail	44 ¹ / ₄ (1124)
Front of case to O/S edge of front base rail	12 ¹ / ₂ (318)
Width of base rail	2 ¹ / ₈ (54)
Stub-up area (gray) between front base rail and splashguard	7 ⁵ / ₈ (194)
Electrical Service  (<i>Electrical Field Wiring connection point</i>)	
LH End of case to center of first knockout	6 ³ / ₄ (172)
Back O/S edge of case to nearest knockout	9 ⁷ / ₈ (251)
Waste Outlets 	
LH End of case to the center of waste outlet	9 ⁷ / ₈ (251)
Back O/S of case to center of waste outlet	43 (1092)
Water Seal 	
Edge of water seal to center of waste outlet	11 (279)
O/S diameter of drip pipe lines	1 ¹ / ₂ (38)
Note: Field installed water seal outlet, tees and connectors are shipped with case.	
Refrigeration Outlet 	
LH end of case to center of front and rear refrigeration outlets	12 ³ / ₈ (314)
Front or rear of case to center of front and rear refrigeration outlets	6 ¹ / ₄ (83)

Impact LIE
Frozen Food & Ice Cream

REFRIGERATION DATA

Note: This data is based on store temperature and humidity that does not exceed 75°F and 55% R.H.

	FF	IC
Discharge Air (°F)	-12	-22
Evaporator (°F)	-20	-30
Unit Sizing (°F)	-23	-33
Btu/hr/case	FF	IC
Parallel	1365	1396
Conventional	1410	1441

DEFROST DATA

	FF	IC
Frequency (hr)	24	24
Defrost Water (lb/ft/day)	0.75	0.60
<i>(± 15% based on case configuration and product loading).</i>		

<i>ELECTRIC</i>	FF	IC
Temp Term (°F)	48°	48°
Failsafe (minutes)	60	60

<i>GAS</i>	FF	IC
Duration (minutes)	15	18

OFFTIME Not Recommended

Standard Defrost Thermostat

Close on rise: close 48°F — open 33°F

CONVENTIONAL CONTROLS

Low Pressure Backup Control

	FF	IC
CI/CO (Temp °F)*	-27/-39	-27/-39

Indoor Unit Only, Pressure Defrost

Termination (Temp °F) Not Recommended

*Use a Temperature Pressure Chart to determine PSIG conversions.

PHYSICAL DATA

Merchandiser Drip Pipe (in.)	1 1/4
Merchandiser Liquid Line (in.)	3/8
Merchandiser Suction Line (in.)	5/8

Estimated Charge (lb)**

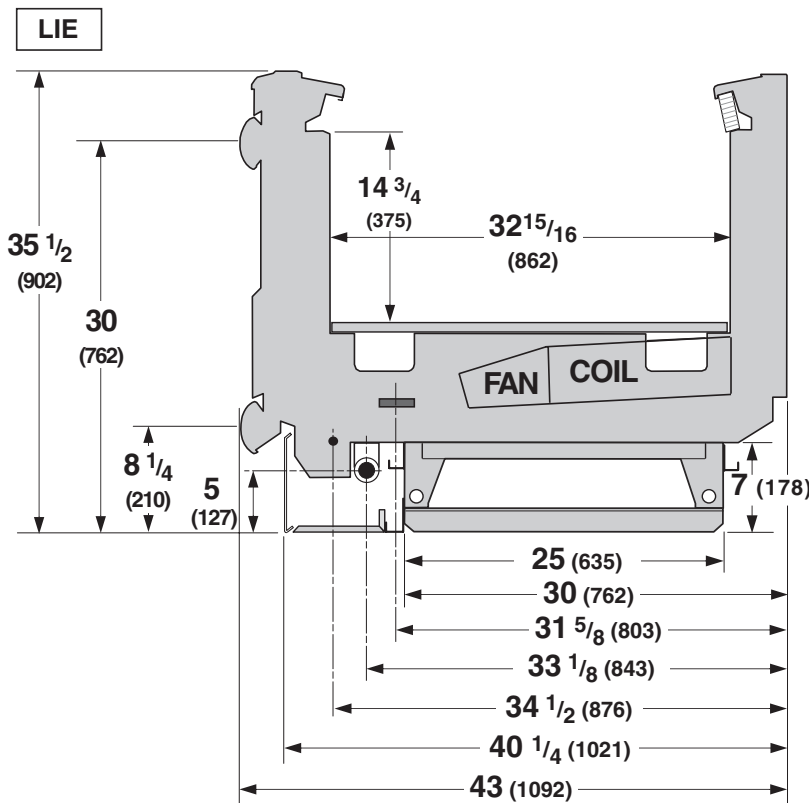
End Case	1.1
-----------------	-----

**This is an average for all refrigerant types. Actual refrigerant charge may vary by approximately half a pound.

Length Added to Lineup by:

Each End/Partition (in.)	1 1/2
Each Contoured End (in.)	5

Dimensions shown in inches & (mm).



NSF Certification

These merchandisers are manufactured to meet ANSI /National Sanitation Foundation (NSF®) Standard #7 requirements.

Impact LIE Frozen Food & Ice Cream

Electrical Data

End

Number of Fans – 4W

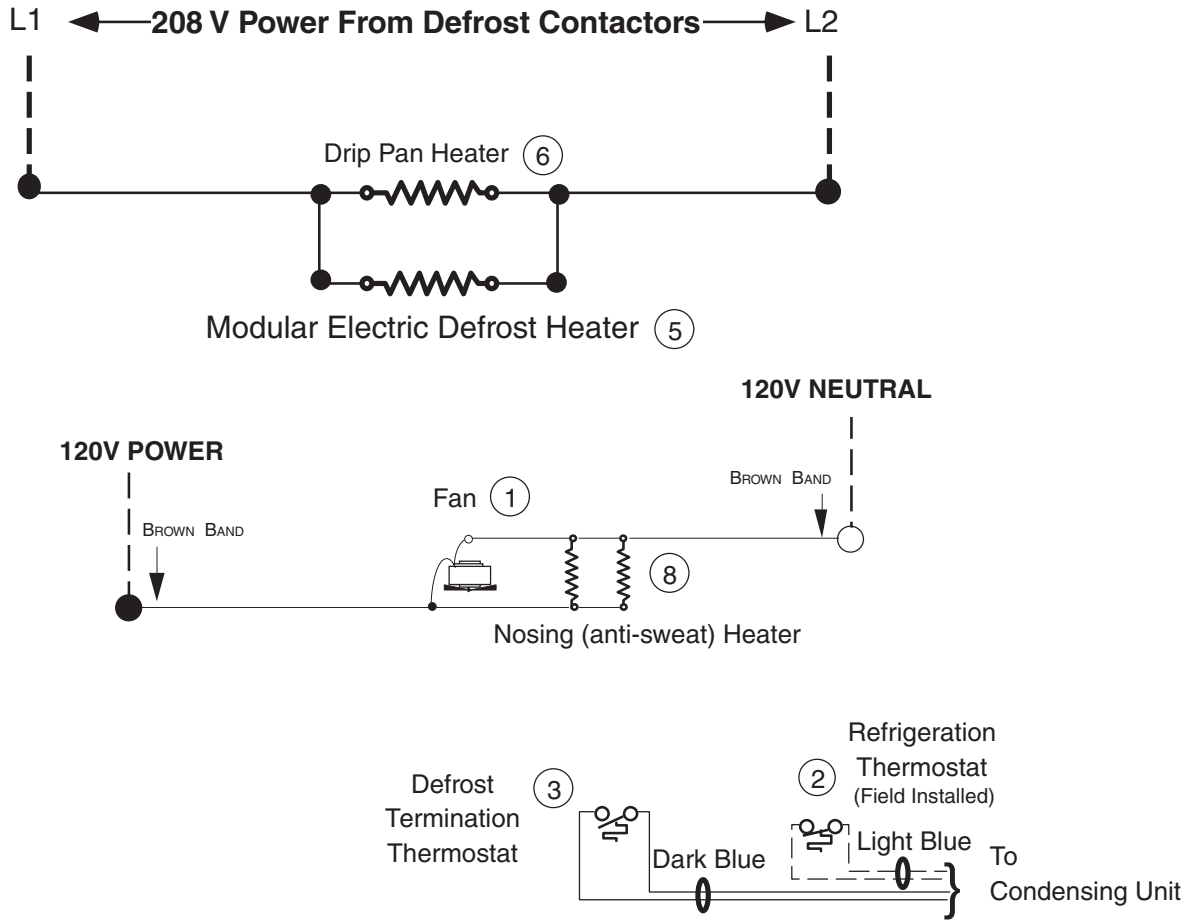
1

(Energy Efficient fan motors are not available for End or End-compartment models)

			Amperes	Watts
			8 ft	8 ft
Evaporator Fans				
120V	60Hz	Standard	0.31	24
120V	50Hz	Standard	NA	
230V	60Hz	Export	0.15	24
230V	50Hz	Export	0.18	27
120V	60Hz	Energy Efficient	0.14	10
230V	60Hz	Energy Efficient	NA	
Nosing Anti-sweat Heaters (on fan circuit)				
120V	60Hz	Standard	0.63	76
230V	50Hz	Export	0.34	76
Cycling Anti-sweat Heaters				
230V	50Hz	Export	NA	NA
Minimum Circuit Ampacity				
120V	60Hz	Standard	1.09	
120V	50Hz	Standard	NA	
230V	60Hz	Export	0.69	
230V	50Hz	Export	0.72	
120V	60Hz	Energy Efficient	0.97	
230V	60Hz	Energy Efficient	NA	
Maximum Over Current Protection 120V				
			20	
Maximum Over Current Protection 230V				
			15	
Electric Defrost Heaters				
<u>208V</u>	60Hz	Standard	5.5	1150
230V	50Hz	Export	6.1	1403
Koolgas Drip Pan Heaters				
120V	60Hz	Standard	1.25	150
<u>230V</u>	50Hz	Export	NA	

Standard Lighting: None

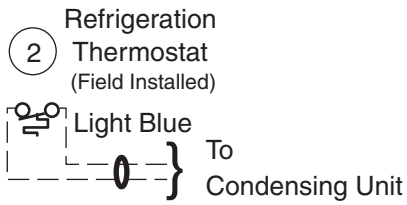
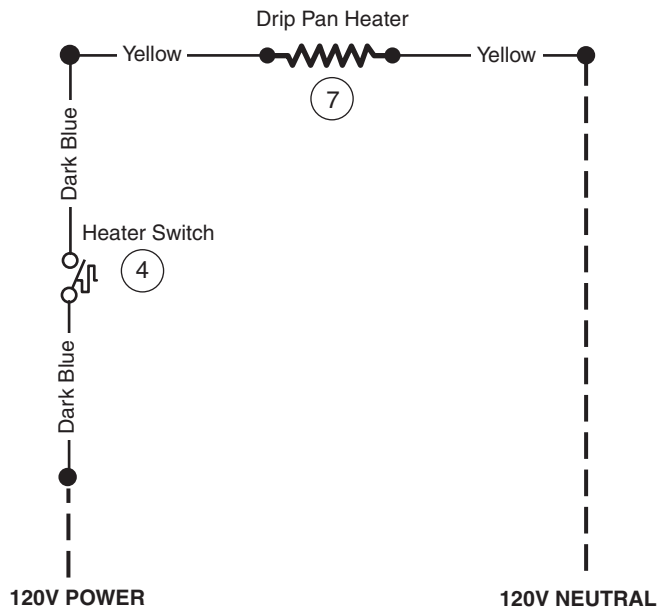
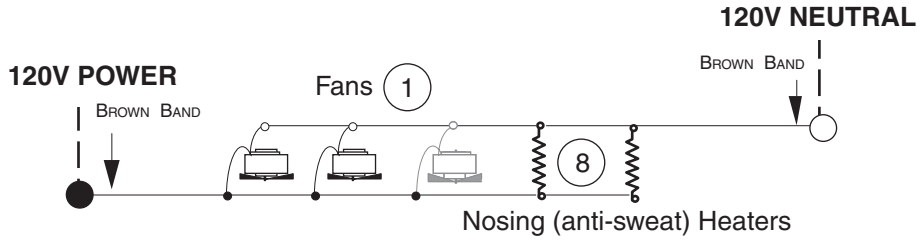
Electric Defrost – Standard



WARNING

All components must have mechanical ground, and the merchandiser must be grounded.
Circled Numbers = Parts List Item Numbers

Gas Defrost – Optional



WARNING

All components must have mechanical ground, and the merchandiser must be grounded.

Circled Numbers = Parts List Item Numbers

Grayed components in 12 foot models only.