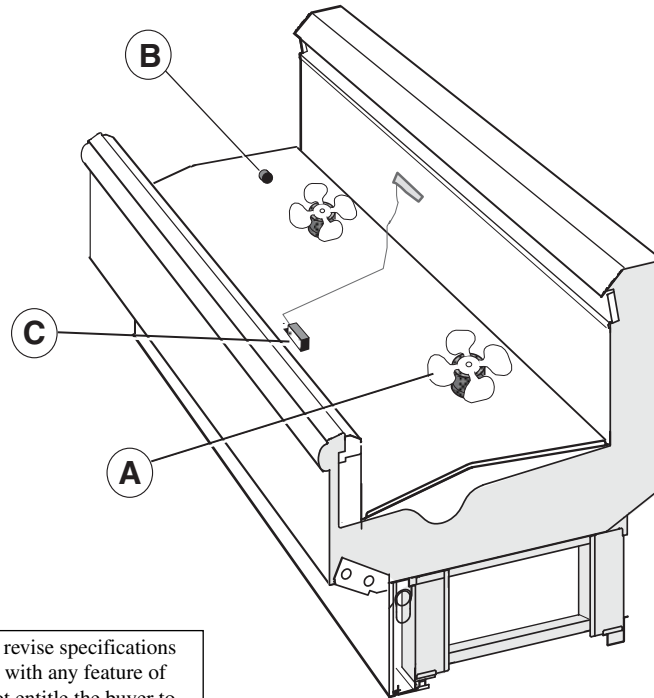


March 2010



We reserve the right to change or revise specifications and product design in connection with any feature of our products. Such changes do not entitle the buyer to corresponding changes, improvements, additions or replacements for equipment previously sold or shipped.

Item	Part #	Description	Wiring Item #	Item	Part #	Description	Wiring Item #
FAN ASSEMBLIES				THERMOSTATS			
8 Ft & 12 Ft				B.	0382028	Standard Non-adjustable Defrost Thermostat (CT.0382028)	(2)
A.	4W Standard Fan Assembly		(1)	C.		Optional Adjustable Refrigeration Thermostat	(3)
	0392457	Fan Motor, Evaporator (MO.4410101)		LAMPS AND BALLASTS			
	0464847	Fan Blade (FB.4780649)		None			
	4W Energy Efficient Fan Assembly		(1)				
	0477653	Fan Motor, Evaporator (MO.4410544)					
	0464847	Fan Blade (FB.4780649)					

Note: Revision F adds Btu note (page 3). Other changes marked by bar, underline or circle.



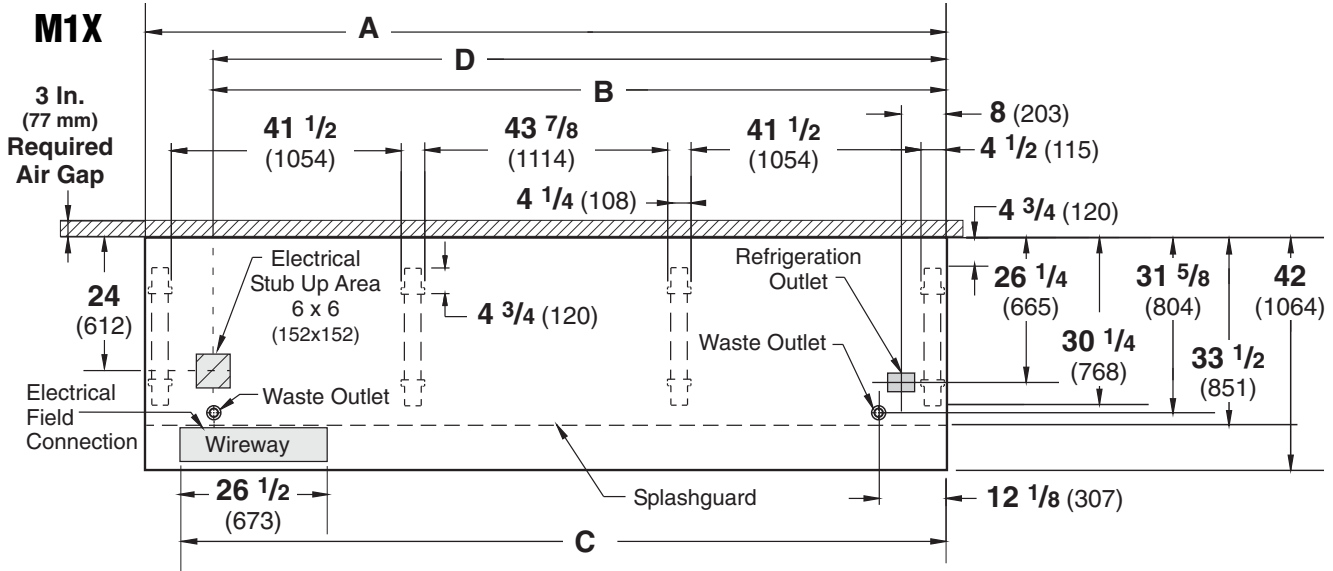
Engineering Plan Views

PHYSICAL DATA	
Merchandiser Drip Pipe (in.)	1 1/4
Merchandiser Liquid Line (in.)	3/8
Merchandiser Suction Line (in.)	5/8

Meat, Delicatessen and Produce





09-2005

Dimensions shown as in. and (mm).



NOTE: Case-to-Case Electrical Connections are made IN FRONT OF SPLASHGUARD.

FRONT

	8 ft	12 ft
General		
(A) Case Length (without ends or partitions) (Each end and insulated partition adds 1 1/2 in. (38 mm) to case line up.) Maximum O/S dimension of case back to front (includes bumper)	96 3/8 (2448)	144 1/2 (3670)
Back of case to front of splashguard	42 (1064)	42 (1064)
Back of case to O/S edge of front leg	33 1/2 (851)	33 1/2 (851)
Distance between edges of external legs and center legs	30 1/4 (768)	30 1/4 (768)
Distance between edges of center legs	41 1/2 (1054)	41 1/2 (1054)
Distance between front legs and splashguard	NA	43 7/8 (1114)
	2 3/4 (70)	2 3/4 (70)
Electrical Service  (Electrical Field Wiring connection point)		
(B) RH End of case to center of stub up area	84 1/4 (2140)	132 3/8 (3363)
Back of case to center of stub up area	24 (612)	24 (612)
Length of electrical wireway 	26 1/2 (673)	26 1/2 (673)
(C) RH End of case to LH end of wireway	90 1/8 (2289)	138 1/4 (3511)
Waste Outlets (One each end) 		
(D) RH End of case to the center of LH waste outlet	84 1/4 (2140)	132 3/8 (3363)
RH End of case to the center of RH waste outlet	12 1/8 (307)	12 1/8 (307)
Back O/S of case to center of waste outlets	31 5/8 (804)	31 5/8 (804)
Schedule 40 PVC drip pipe	1 1/4 (32)	1 1/4 (32)
Refrigeration Outlet 		
Back of case to center of refrigeration outlet	26 1/4 (665)	26 1/4 (665)
RH end of case to center of refrigeration outlet	8 (203)	8 (203)

Impact *Excel* M1XD-E
Meat, Delicatessen
Pre-cut and Packaged Produce

REFRIGERATION DATA

Note: This data is based on store temperature and humidity that does not exceed 75°F and 55% R.H.

	M1XD-E
Discharge Air (°F)	27
Evaporator (°F)	18
Unit Sizing (°F)	16
Btu/hr/ft[‡]	M1XD-E
Parallel	495
Conventional	530

[‡] Optional energy efficient motors reduce the refrigeration load by 14 Btu/hr/ft.

DEFROST DATA

	M1XD-E
Frequency (hr)	6
Defrost Water (lb/ft/day)	2
<i>(± 15% based on case configuration and product loading).</i>	

OFFTIME	M1XD-E
Temp Term (°F)	43°F
Failsafe (minutes)	35

ELECTRIC OR GAS Not Recommended

Standard Defrost Thermostat

Close on rise: close 43°F — open 33°F

CONVENTIONAL CONTROLS

Low Pressure Backup Control

	M1XD-E
CI/CO*	11°F/1°F

Indoor Unit Only, Pressure Defrost

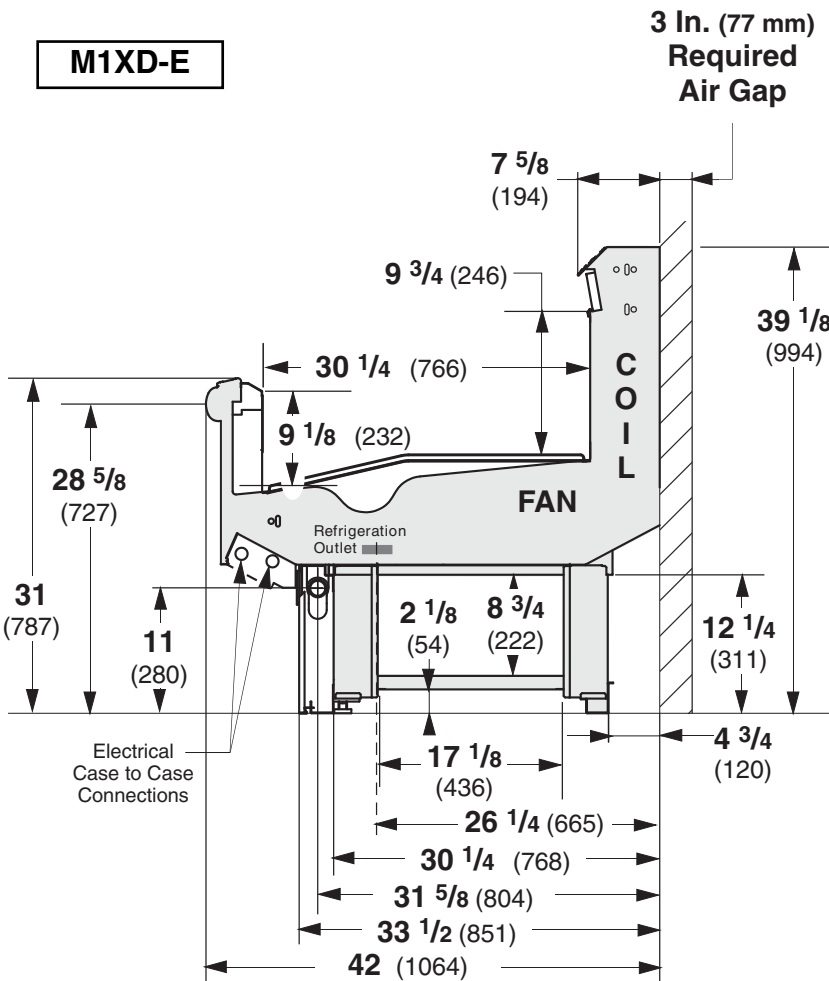
Termination* 48°F

*Use a Temperature Pressure Chart to determine PSIG conversions.

Estimated Charge**	M1XD-E		
8 ft	1.7 lb	27 Oz	0.8 kg
12 ft	2.3 lb	37 oz	1.0 kg

**This is an average for all refrigerant types. Actual refrigerant charge may vary by approximately half a pound.

Dimensions shown as inches and (mm).



NSF Certification

This merchandiser model is manufactured to meet ANSI/NSF (National Sanitation Foundation) Standard #7 requirements for construction, materials & cleanability.

Impact <i>Excel</i> M1XD-E Meat, Delicatessen Precut and Packaged Produce
--

Electrical Data

			8 ft	12 ft		
Number of Fans—4W			2	3		
			Amperes		Watts	
			8 ft	12 ft	8 ft	12 ft
Evaporator Fan						
120V	60Hz	Standard	0.62	0.93	48	72
120V	50Hz	Standard	0.76	1.14	54	81
230V	60Hz	Export	0.30	0.45	48	72
230V	50Hz	Export	0.36	0.54	54	81
120V	60Hz	Energy Efficient	0.24	0.36	16	24
230V	60Hz	Energy Efficient	0.12	0.18	16	24
Minimum Circuit Ampacity						
120V	60Hz	Standard	0.82	1.13		
120V	50Hz	Standard	0.96	1.34		
230V	60Hz	Export	0.50	0.65		
230V	50Hz	Export	0.56	0.74		
120V	60Hz	Energy Efficient	0.44	0.56		
230V	60Hz	Energy Efficient	0.32	0.38		
Maximum Over Current Protection 120V			20	20		
Maximum Over Current Protection 230V			15	15		

Impact Excel M1XD-E
Meat, Delicatessen
Pre-cut and Packaged Produce

Product Data

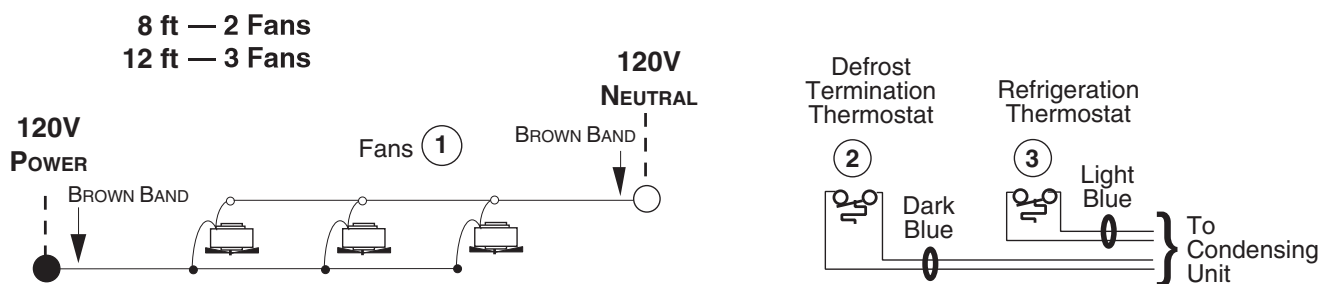
<i>Recommended Usable Cube</i> ¹ (Cu Ft/Ft)	1.79 ft ³ /ft (0.17 m ³ /m)
<i>AHRI Total Display Area</i> ² (Sq Ft/Ft)	2.57 ft ² /ft (0.78 m ² /m)
<i>Shelf Area</i> ³ (Sq Ft/Ft)	2.53 ft ² /ft (0.77 m ² /m)

- ¹ AHRI Refrigerated Volume less shelving and other unusable space: Refrigerated Volume/Unit of Length, ft³/ft [m³/m]
- ² Computed using AHRI 1200 standard methodology: Total Display Area, ft² [m²]/Unit of Length, ft [m]
- ³ Shelf surface area is composed of bottom deck plus standard shelf complement, as shown in the Hussmann *Product Reference Guide*. The standard shelf complement for this model is NONE.

ESTIMATED SHIPPING WEIGHT⁴			
Case	8 ft	12 ft	Solid End (each)
lb (kg)	800 (363)	1100 (499)	50 (23)

⁴ Actual weights will vary according to optional kits included.

Fan Wiring
Offtime Defrost



WARNING
All components must have mechanical ground, and the merchandiser must be grounded.

CIRCLED NUMBERS = PARTS LIST ITEM NUMBERS

● = 120V POWER ○ = 120V NEUTRAL