

HUSSMANN[®] Excel



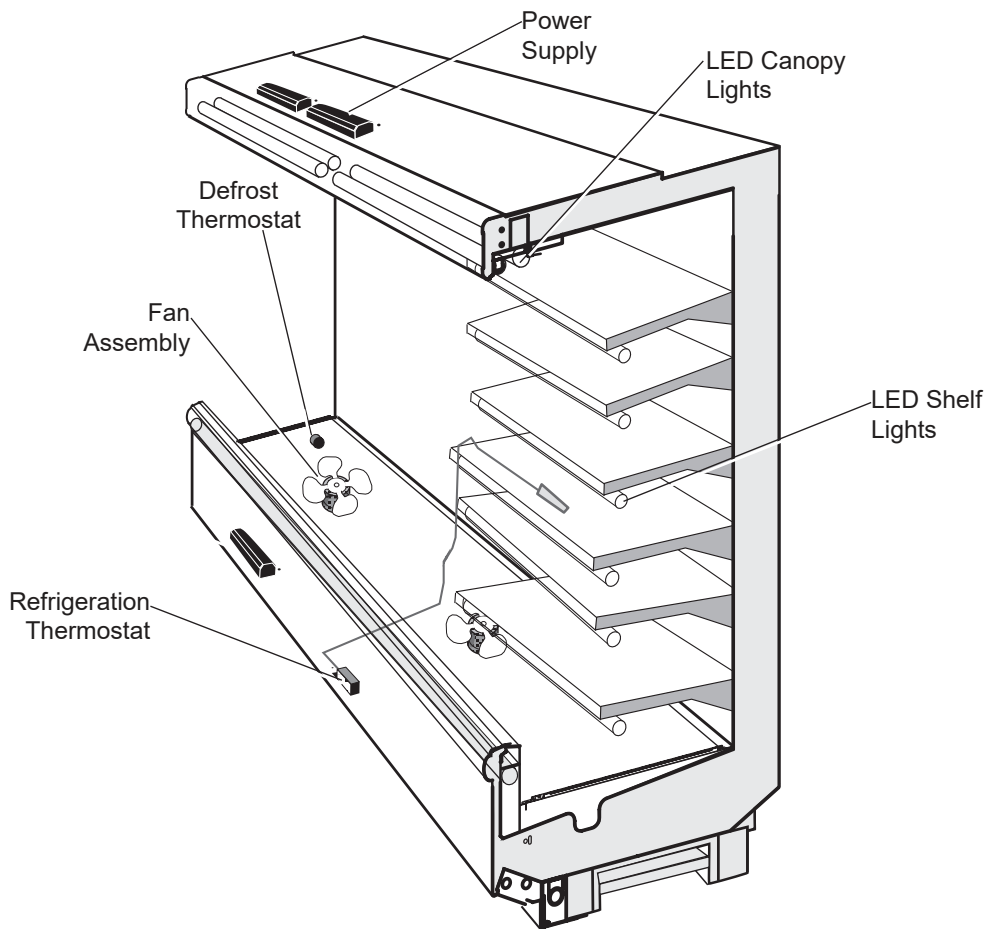
C6X-E

Technical Data Sheet
P/N 0485612_Q

NSF[®] Certified


July 2019

DOE 2017
Energy Efficiency
Compliant



NSF Certification

This merchandiser model is manufactured to meet NSF/ANSI (National Sanitation Foundation) Standard #7 requirements for construction, materials and cleanability.



Scan the QR code on your mobile device to access additional product information or order parts.

Parts may also be ordered at:

parts.hussmann.com

Call toll free: 1.855.487.7778

We reserve the right to change or revise specifications and product design in connection with any feature of our products. Such changes do not entitle the buyer to corresponding changes, improvements, additions or replacements for equipment previously sold or shipped.

Note: Revision Q: July 2019. Updated Lighting and CaseShieldPTM.

Datasheet-Excel C6X-E

©2019 HUSSMANN CORPORATION • BRIDGETON, MO 63044-2483 U.S.A.
U.S. & CANADA 1-800-922-1919 • MEXICO 1-800-890-2900 • WWW.HUSSMANN.COM

Spanish P/N 0532315

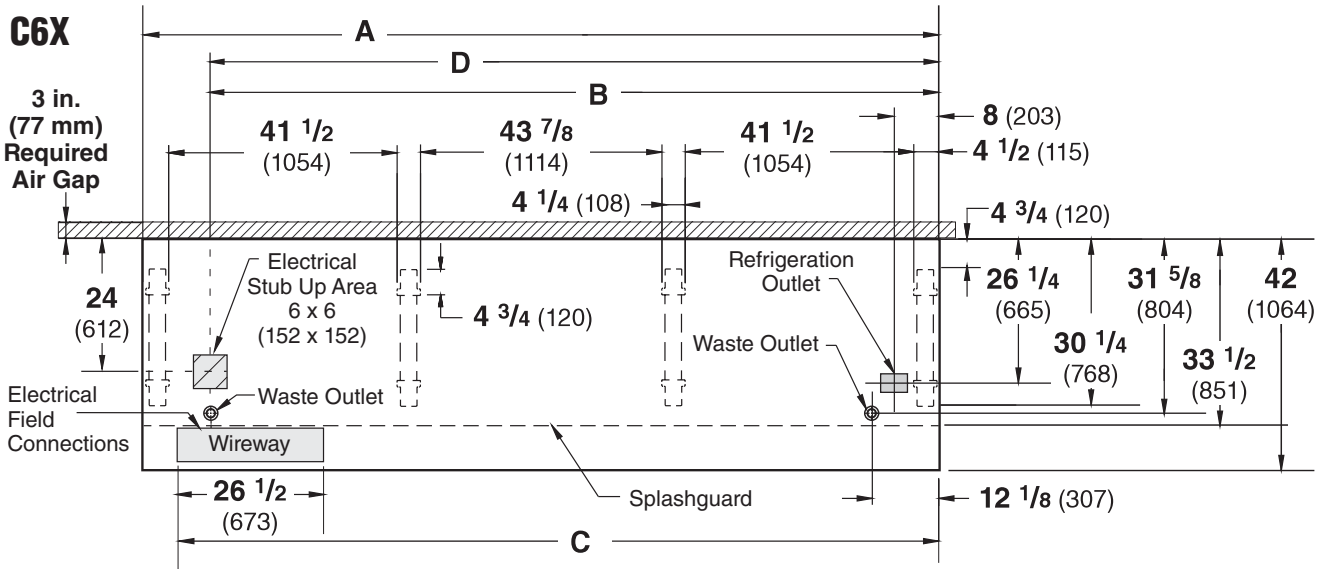
Engineering Plan Views

PHYSICAL DATA	
Merchandiser Drip Pipe (in.)	1 1/4
Merchandiser Liquid Line (in.)	3/8
Merchandiser Suction Line (in.)	7/8

Convertible

09-2005

Dimensions shown as in. and (mm).



NOTE: Case-to-Case Electrical Connections are made IN FRONT OF SPLASHGUARD.

FRONT

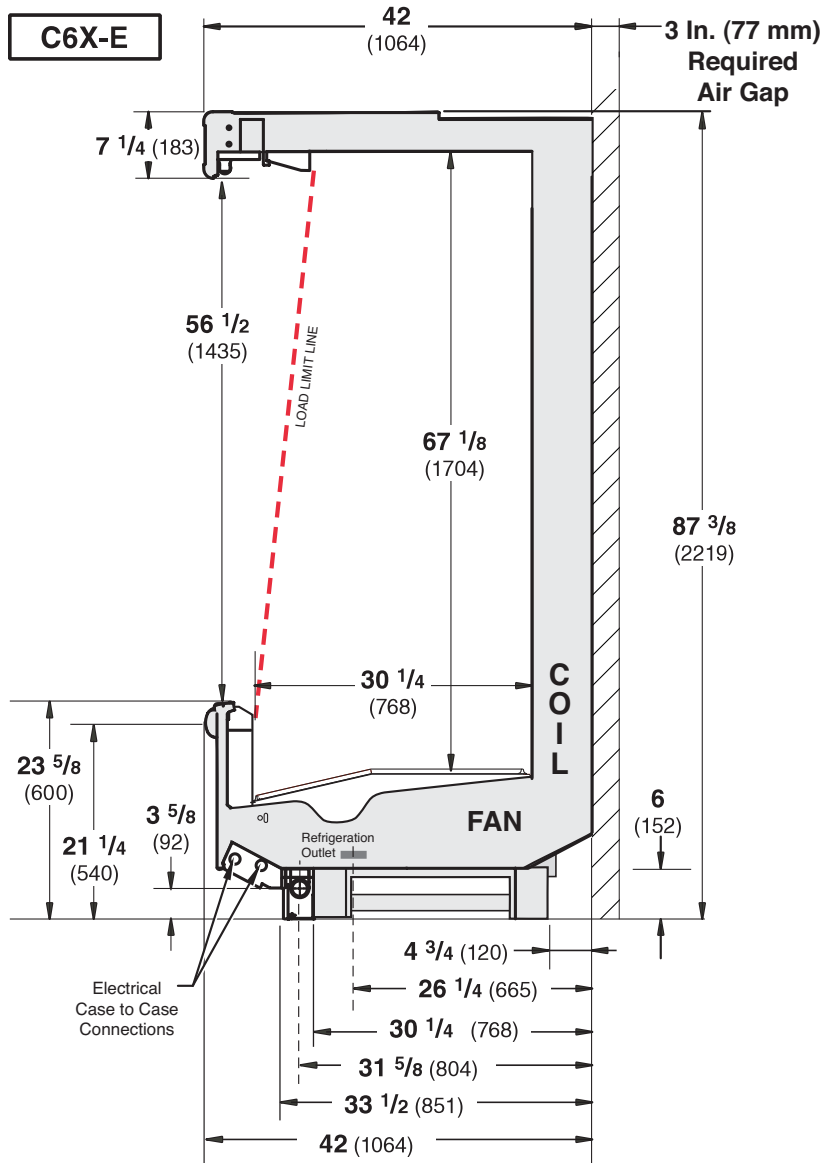
	8 ft	12 ft
General		
(A) Case Length (without ends or partitions) (Each end and insulated partition adds 1 1/2 in. (38 mm) to case line up.) Maximum O/S dimension of case back to front (includes bumper)	96 3/8 (2448)	144 1/2 (3670)
Back of case to front of splashguard	42 (1064)	42 (1064)
Back of case to O/S edge of front leg	33 1/2 (851)	33 1/2 (851)
Distance between edges of external legs and center legs	30 1/4 (768)	30 1/4 (768)
Distance between edges of center legs	41 1/2 (1054)	41 1/2 (1054)
Distance between front legs and splashguard	NA	43 7/8 (1114)
	2 3/4 (70)	2 3/4 (70)
Electrical Service (Electrical Field Wiring connection point)		
(B) RH End of case to center of stub up area	84 1/4 (2140)	132 3/8 (3363)
Back of case to center of stub up area	24 (612)	24 (612)
Length of electrical wireway Wireway	26 1/2 (673)	26 1/2 (673)
(C) RH End of case to LH end of wireway	90 1/8 (2289)	138 1/4 (3511)
Waste Outlets (One each end)		
(D) RH End of case to the center of LH waste outlet	84 1/4 (2140)	132 3/8 (3363)
RH End of case to the center of RH waste outlet	12 1/8 (307)	12 1/8 (307)
Back O/S of case to center of waste outlets	31 5/8 (804)	31 5/8 (804)
Schedule 40 PVC drip pipe	1 1/4 (32)	1 1/4 (32)
Refrigeration Outlet		
Back of case to center of refrigeration outlet	26 1/4 (665)	26 1/4 (665)
RH end of case to center of refrigeration outlet	8 (203)	8 (203)

Multi-deck, 6 Display Levels



Hussmann refrigerated merchandisers configured for sale for use in the United States meet or surpass the requirements of the DOE 2017 energy efficiency standards.

Dimensions shown as in. and (mm).



Estimated Charge **		C6X-E	
8 ft	3.2 lb	51 oz	1.5 kg
12 ft	4.5 lb	72 oz	2.0 kg

**This is an average for all refrigerant types. Actual refrigerant charge may vary by approximately half a pound (8 oz/0.2 kg).

Excel C6X-E
Meat, Produce, Dairy & Delicatessen

REFRIGERATION DATA

Note: This data is based on store temperature and humidity that does not exceed 75°F and 55% R.H.

C6X-E§	Meat	Produce	Dairy
Discharge Air (°F)	29	29	31
Evaporator (°F)	21	21	24
Unit Sizing (°F)	19	19	22

§ Average evaporator temperature shown. Use dew point for high glide refrigerants for unit sizing. Care should be taken to use the dew point in PT tables for measuring and adjusting superheat. Adjust evaporator pressure as needed to maintain discharge air temperature shown.

Btu/hr/ft — Unlit Shelves ‡	Parallel	Conventional
MEAT	1809	1924
PRODUCE	1804	1924
DAIRY	1714	1824

‡ Add 10 Btu/hr/ft per shelf row for LED fixtures. Add 20 Btu/hr/ft per shelf row for fluorescent lamps. Reduce refrigeration load by 15% if fitted with CaseShieldPTM.

DEFROST DATA

	C6X-E
Frequency Hr	4
Defrost Water (lb/ft/day)	10.50

(± 15% based on case configuration and product loading).

	C6X-E
OFFTIME	
Temp Term °F	48
Failsafe Minutes	30

ELECTRIC OR GAS Not Recommended

Standard Defrost Thermostat

Close on rise: close 48°F — open 33°F

CONVENTIONAL CONTROLS

Low Pressure Backup Control

CI/CO*	C6X-E	
	Meat	Produce
	14°F / 4°F	14°F / 4°F
	Dairy	
	17°F / 7°F	

Indoor Unit Only, Pressure Defrost

Termination* 48°F

*Use a Temperature Pressure Chart to determine PSIG conversions.

Excel C6X-E Meat, Produce, Dairy & Delicatessen
--

Electrical Data

			8 ft	12 ft		
Number of Fans—25W			2	3		
			Amperes		Watts	
			8 ft	12 ft	8 ft	12 ft
Evaporator Fan						
120V	50/60Hz	Standard Energy Efficient	1.20	1.80	72	108
230V	50/60Hz	Standard Energy Efficientt	0.60	0.90	72	108
230V	60Hz	Export	1.32	1.98	200	300
230V	50Hz	Export	1.52	2.28	228	342
Minimum Circuit Ampacity						
120V	50/60Hz	Standard Energy Efficient	1.40	2.00		
230V	50/60Hz	Standard Energy Efficient	0.80	1.10		
230V	60Hz	Export	1.52	2.18		
230V	50Hz	Export	1.72	2.48		
Maximum Over Current Protection 120V			20	20		
Maximum Over Current Protection 230V			15	15		

ONLY LIGHTING CONFIGURATIONS THAT ARE COMPLIANT WITH THE U.S. DEPT. OF ENERGY (DOE) 2017 REGULATION ARE AVAILABLE FOR SALE FOR USE IN THE U.S.A.

			Amperes		Watts	
			8 ft	12 ft	8 ft	12 ft
LED LIGHTING						
EcoShine ULTRA Canopy Lights						
1 Row EcoShine ULTRA			0.36	0.54	43	64
EcoShine II Canopy Lights						
EcoShine II			0.32	0.48	39	58
EcoShine II HO			0.44	0.66	53	79
EcoShine II Shelf Lights						
3 Rows of Shelves			0.49	0.74	59	89
4 Rows of Shelves			0.66	0.99	79	119
5 Rows of Shelves			0.82	1.24	99	148
6 Rows of Shelves			0.99	1.48	119	178
EcoShine II Rail Light — 1 Row			0.16	0.25	20	30
Standard Lighting (T-8 Fluorescent) 1 Row Canopy						
Each Row of Canopy, Shelf or Rail Lights			0.51	0.77	59	85

120V Lighting Circuit Total = Standard Lighting + Total Optional Lighting + Optional Shelf Lighting

120V LED Lighting Circuit Total = Canopy Lighting + Shelf Lighting

230V Lighting Circuit Total = Multiply 120V Lighting Circuit Total by 0.52

Please note: some combinations of fluorescent lights on this case model may not be compliant with DOE 2017 and may not be available to order in the US and Canada. More lighting options are available with LED lights. The Hussmann Product Configurator will not allow lighting options that do not comply with the DOE 2017 standards.

Product Data

<i>Recommended Usable Cube</i> ¹ (Cu Ft/Ft)	9.79 ft ³ /ft (0.91 m ³ /m)
<i>AHRI Total Display Area</i> ² (Sq Ft/Ft)	5.05 ft ² /ft (1.54 m ² /m)
<i>Shelf Area</i> ³ (Sq Ft/Ft)	11.73 ft ² /ft (3.58 m ² /m)

¹ AHRI Refrigerated Volume less shelving and other unusable space: Refrigerated Volume/Unit of Length, ft³/ft [m³/m]

² Computed using AHRI 1200 standard methodology: Total Display Area, ft² [m²]/Unit of Length, ft [m]

³ Shelf surface area is composed of bottom deck plus standard shelf complement, as shown in the Hussmann *Product Reference Guide*. The standard shelf complement for this model is (5) rows of 22-inch shelves.

ESTIMATED SHIPPING WEIGHT ⁴

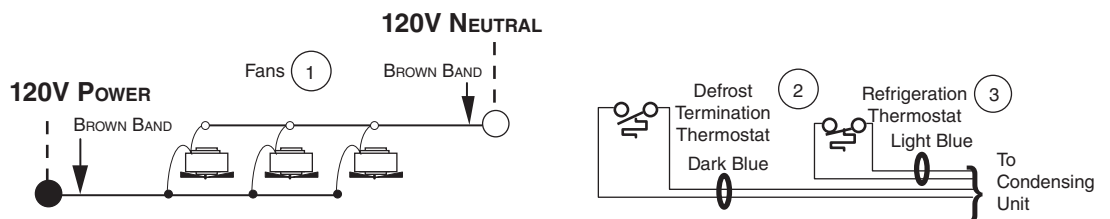
Case	<i>8 ft</i> <i>12 ft</i>		Solid End
			<i>(each)</i>
lb (kg)	1200 (544)	1900 (862)	100 (45)

⁴ Actual weights will vary according to optional kits included.

Fan Wiring Offtime Defrost

2 & 3 Fans

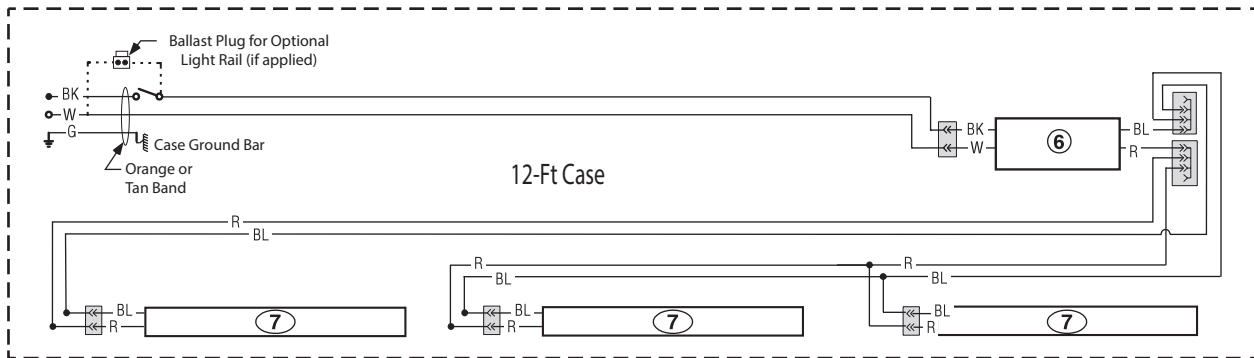
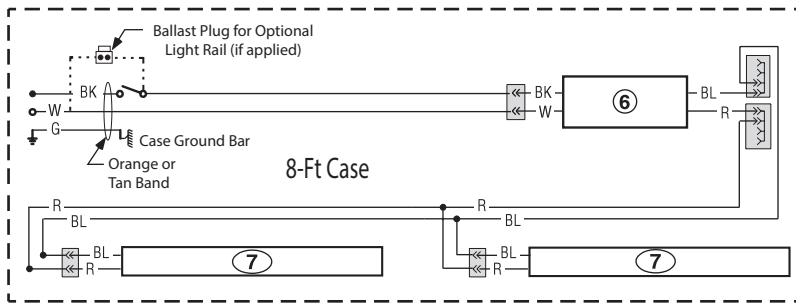
8 ft – 2 Fans
12 ft – 3 Fans



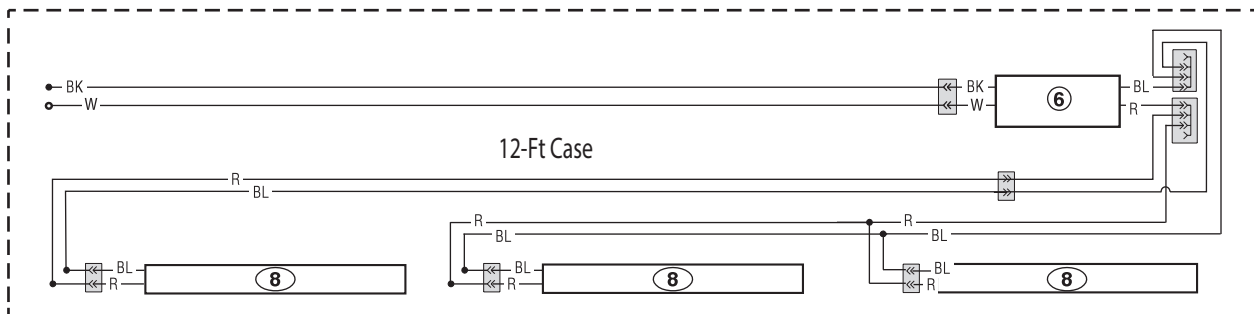
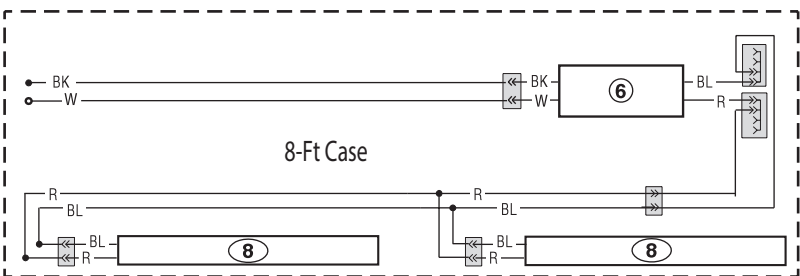
Scan QR code to access
Fluorescent Wiring Diagrams
on your mobile device

LED Canopy and Rail Light Circuits

LED Canopy Lighting — 1 Row



LED Canopy Lighting — 1 Row



WARNING

All components must have mechanical ground, and the merchandiser must be grounded.

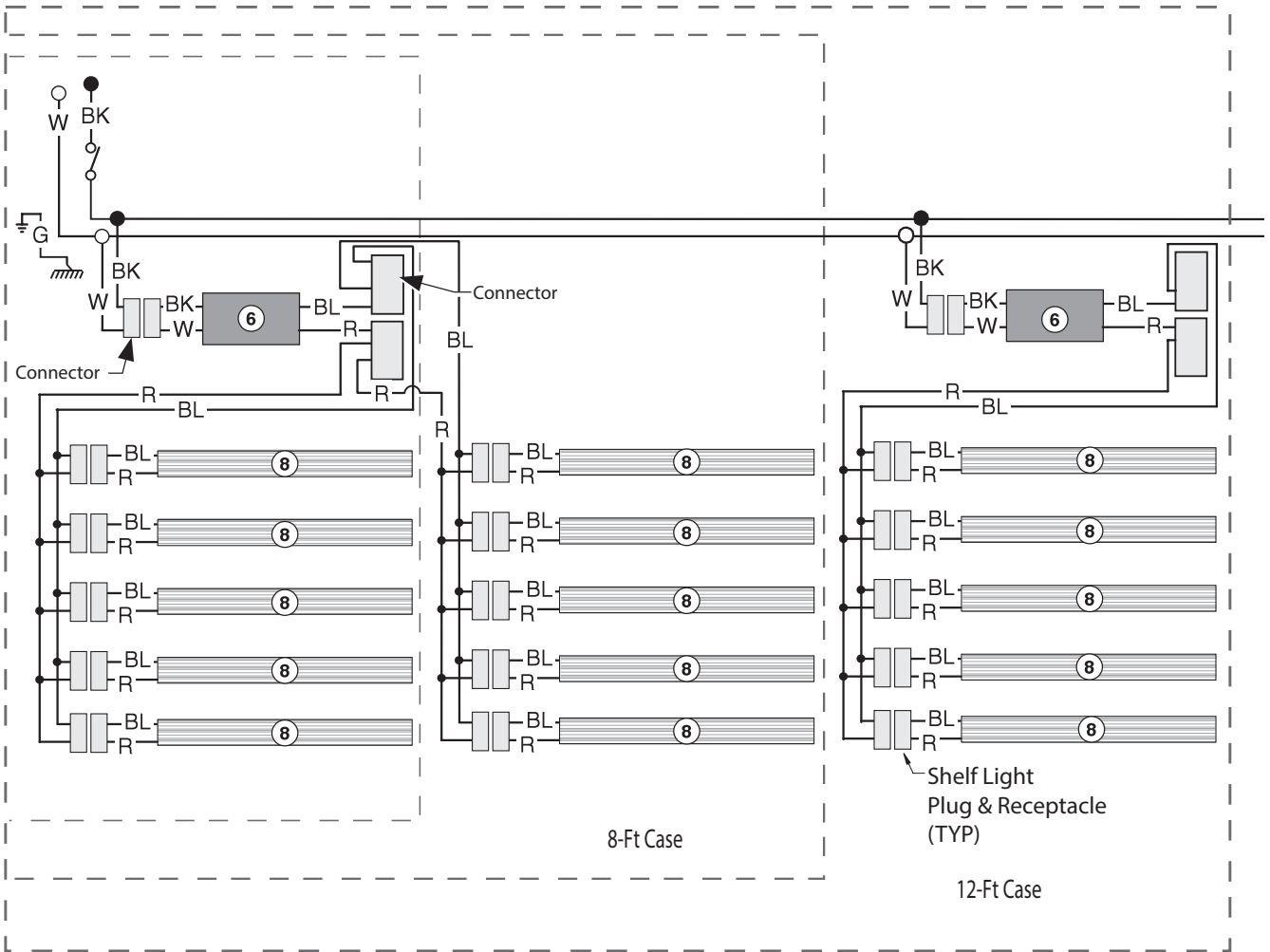
CIRCLED NUMBERS = PARTS LIST ITEM NUMBERS

R = Red Y = Yellow G = Green BL = Blue BK = Black W = White

● = 120V POWER ○ = 120V NEUTRAL ⚡ = FIELD GROUND ⏏ = CASE GROUND

Optional Shelf Lighting LED Fixtures

Shelf Harness and LED Light Circuits for 4 or 5 Rows of Shelves



WARNING

All components must have mechanical ground, and the merchandiser must be grounded.

CIRCLED NUMBERS = PARTS LIST ITEM NUMBERS

R = Red G = Green BL = Blue BK = Black W = White

● = 80V POWER

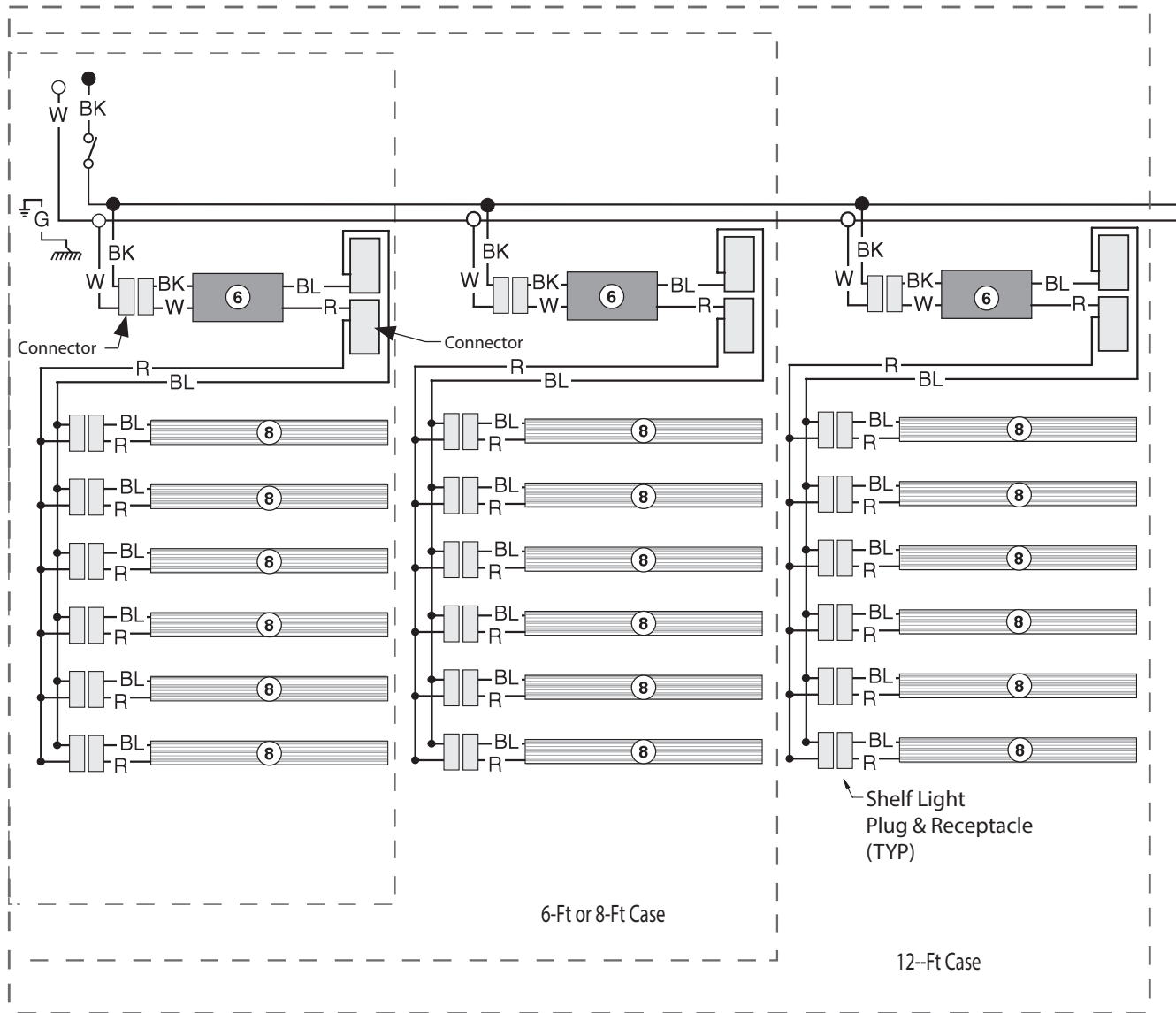
○ = 80V NEUTRAL

⊥ = FIELD GROUND

⏏ = CASE GROUND

Optional Shelf Lighting LED Fixtures

Shelf Harness and LED Light Circuits for 6 Rows of Shelves



WARNING

All components must have mechanical ground, and the merchandiser must be grounded.

CIRCLED NUMBERS = PARTS LIST ITEM NUMBERS

R = Red G = Green BL = Blue BK = Black W = White

● = 80V POWER

○ = 80V NEUTRAL

⏏ = FIELD GROUND

⏏ = CASE GROUND