

We reserve the right to change or revise specifications and product design in connection with any feature of our products. Such changes do not entitle the buyer to corresponding changes, improvements, additions or replacements for equipment previously sold or shipped.

Item	Part #	Description	Wiring Item #	Item	Part #	Description	Wiring Item #
FAN ASSEMBLIES AND THERMOSTATS				HEATERS			
A.	9W Standard Fan Assembly		(1)	D.	0483959	8 ft and 12 ft Modular Electric Defrost Heaters, 208V, 685W (HE.4850633)	(5)
	0440420	Fan Motor, Evaporator (MO.4410302)					
	0376413	Fan Blade (FB.0376413)					
	0123592	Relay, DPDT 208V coil (RL.4440495)	(4)	E.	Rear Rail Heaters		(6)
	0253603	Relay, DPDT 120V coil (RL.4440267)			0109417	8 foot case (HE.4850422)	
					0109418	12 foot case (HE.4850423)	
B.		Optional Adjustable Refrigeration Thermostat	(2)	F.	0483952	Front Glass Anti-Sweat Heater (GL.4978826)	(7)
C.	0398557	Standard Non-adjustable Defrost Thermostat (CT.4440611)	(3)	LAMPS AND BALLASTS			
				None			

Note: Revision E adds Btu note (page 3). Other changes marked by bar, underline or circle.



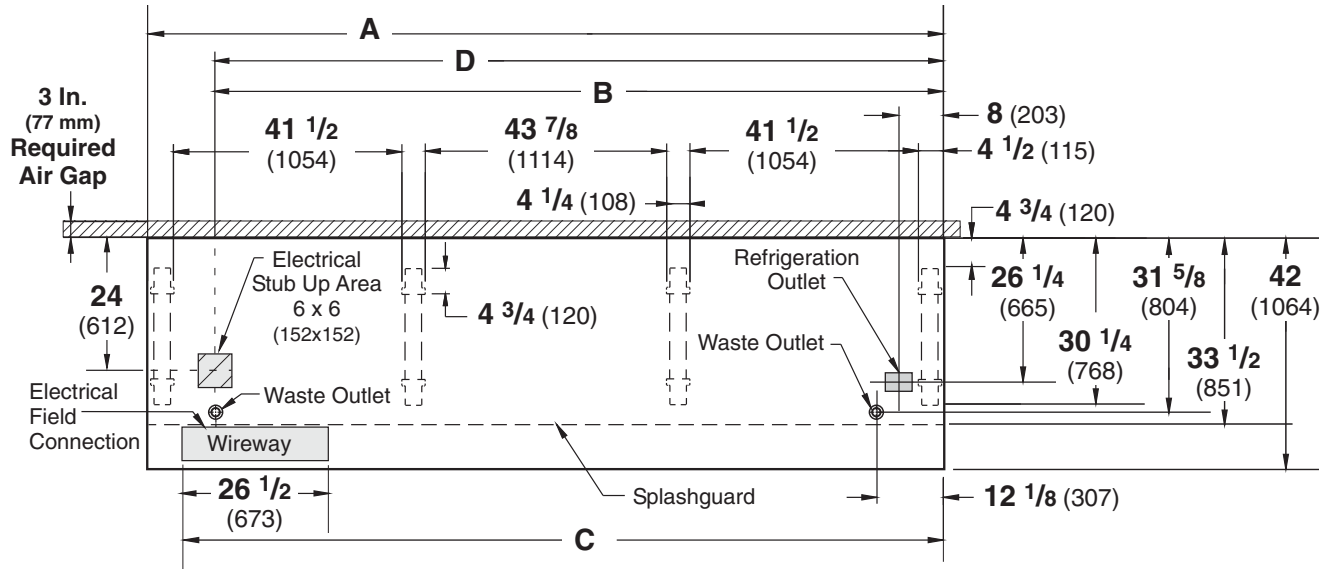
Engineering Plan Views

PHYSICAL DATA	
Merchandiser Drip Pipe (in.)	1 1/4
Merchandiser Liquid Line (in.)	3/8
Merchandiser Suction Line (in.)	5/8

Frozen Meat, and Delicatessen


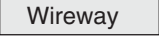


09-2005

Dimensions shown as in. and (mm).



NOTE: Case-to-Case Electrical Connections are made IN FRONT OF SPLASHGUARD.

FRONT

	8 ft	12 ft
General		
(A) Case Length (without ends or partitions) (Each end and insulated partition adds 1 1/2 in. (38 mm) to case line up.) Maximum O/S dimension of case back to front (includes bumper)	96 3/8 (2448)	144 1/2 (3670)
Back of case to front of splashguard	42 (1064)	42 (1064)
Back of case to O/S edge of front leg	33 1/2 (851)	33 1/2 (851)
Distance between edges of external legs and center legs	30 1/4 (768)	30 1/4 (768)
Distance between edges of center legs	41 1/2 (1054)	41 1/2 (1054)
Distance between front legs and splashguard	NA	43 7/8 (1114)
	2 3/4 (70)	2 3/4 (70)
Electrical Service  (Electrical Field Wiring connection point)		
(B) RH End of case to center of stub up area	84 1/4 (2140)	132 3/8 (3363)
Back of case to center of stub up area	24 (612)	24 (612)
Length of electrical wireway 	26 1/2 (673)	26 1/2 (673)
(C) RH End of case to LH end of wireway	90 1/8 (2289)	138 1/4 (3511)
Waste Outlets (One each end) 		
(D) RH End of case to the center of LH waste outlet	84 1/4 (2140)	132 3/8 (3363)
RH End of case to the center of RH waste outlet	12 1/8 (307)	12 1/8 (307)
Back O/S of case to center of waste outlets	31 5/8 (804)	31 5/8 (804)
Schedule 40 PVC drip pipe	1 1/4 (32)	1 1/4 (32)
Refrigeration Outlet 		
Back of case to center of refrigeration outlet	26 1/4 (665)	26 1/4 (665)
RH end of case to center of refrigeration outlet	8 (203)	8 (203)

Impact Excel M1XLD-GE
Frozen Meat and Delicatessen

REFRIGERATION DATA

Note: This data is based on store temperature and humidity that does not exceed 75°F and 55% R.H.

	M1XLD-GE
Discharge Air (°F)	-10
Evaporator (°F)	-20
Unit Sizing (°F)	-23
Btu/hr/ft³	M1XLD-GE
Parallel	380
Conventional	390

[‡] Energy efficient fan motors are not available for this low temperature model.

DEFROST DATA

	M1XLD-GE
Frequency (hr)	8
ELECTRIC	
Temp Term (°F)	48°F
Failsafe (minutes)	40
GAS W/REVERSE AIR	
Duration (minutes)	15

Standard Defrost Thermostat

Close on rise: close 48°F — open 33°F

CONVENTIONAL CONTROLS

Low Pressure Backup Control

	M1XLD-GE
CI/CO*	-27°F / -37°F

Indoor Unit Only, Pressure Defrost

Termination* Not Recommended

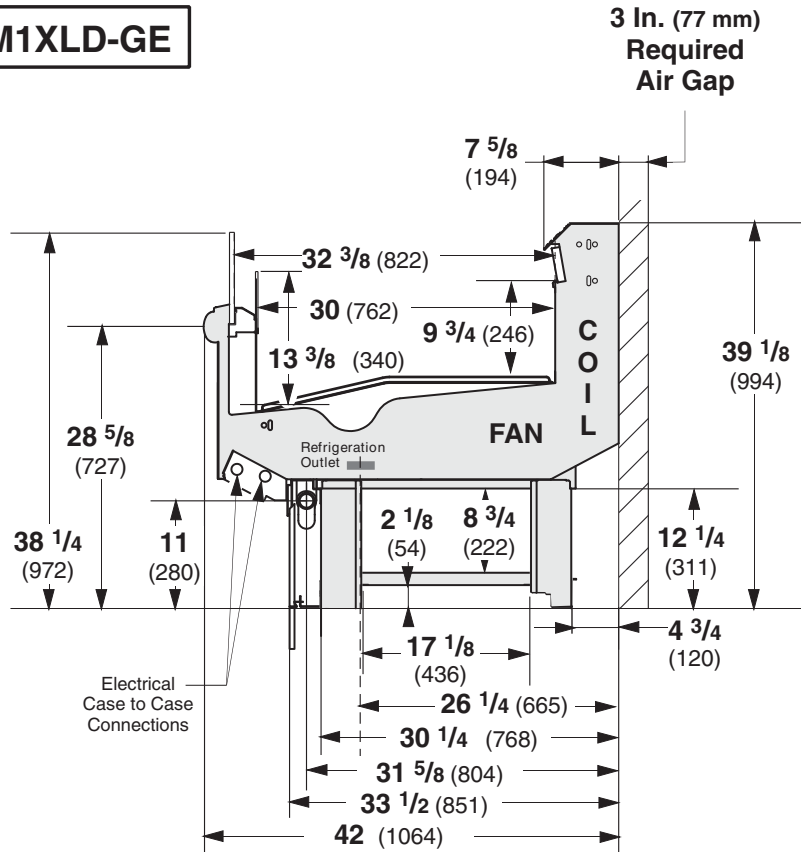
*Use a Temperature Pressure Chart to determine PSIG conversions.

	M1XLD-GE		
Estimated Charge**			
8 ft	1.7 lb	27 oz	0.8 kg
12 ft	2.3 lb	37 oz	1.0 kg

**This is an average for all refrigerant types. Actual refrigerant charge may vary by approximately half a pound.

Dimensions shown as inches and (mm).

M1XLD-GE



NSF Certification

This merchandiser model is manufactured to meet ANSI/NSF (National Sanitation Foundation) Standard #7 requirements for construction, materials & cleanability.

Impact Excel M1XLD-GE
Frozen Meat and Delicatessen

Electrical Data

			8 ft	12 ft		
Number of Fans—9W			2	3		
			Amperes		Watts	
			8 ft	12 ft	8 ft	12 ft
Evaporator Fan						
120V	60Hz	Standard	0.48	0.72	50	75
120V	50Hz	Standard	0.54	0.81	56	84
Minimum Circuit Ampacity						
120V	60Hz	Standard	0.68	0.92		
120V	50Hz	Standard	0.74	1.01		
Maximum Over Current Protection 120V			20	20		
Maximum Over Current Protection 230V			15	15		
Nosing Anti-sweat Heaters						
120V	50Hz/60Hz	Standard	0.80	1.00	96	120
Return Glass Anti-sweat Heaters						
120V	50Hz/60Hz	Standard	0.52	0.78	46	69
208V Electric Defrost			6.6	9.9	1370	2055
120V KoolGas Defrost			NA			
Standard Lighting						
None						
Optional Lighting						
None						
Optional Shelf Lighting						
None						

Product Data

<i>Recommended Usable Cube</i> ¹ (Cu Ft/Ft)	1.93 ft ³ /ft (0.18 m ³ /m)
<i>AHRI Total Display Area</i> ² (Sq Ft/Ft)	2.57 ft ² /ft (0.78 m ² /m)
<i>Shelf Area</i> ³ (Sq Ft/Ft)	2.51 ft ² /ft (0.76 m ² /m)

¹ AHRI Refrigerated Volume less shelving and other unusable space: Refrigerated Volume/Unit of Length, ft³/ft [m³/m]

² Computed using AHRI 1200 standard methodology: Total Display Area, ft² [m²]/Unit of Length, ft [m]

³ Shelf surface area is composed of bottom deck plus standard shelf complement, as shown in the Hussmann

Product Reference Guide. The standard shelf complement for this model is NONE.

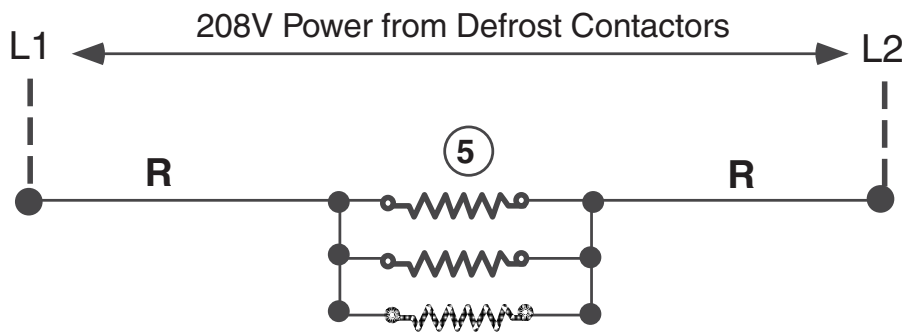
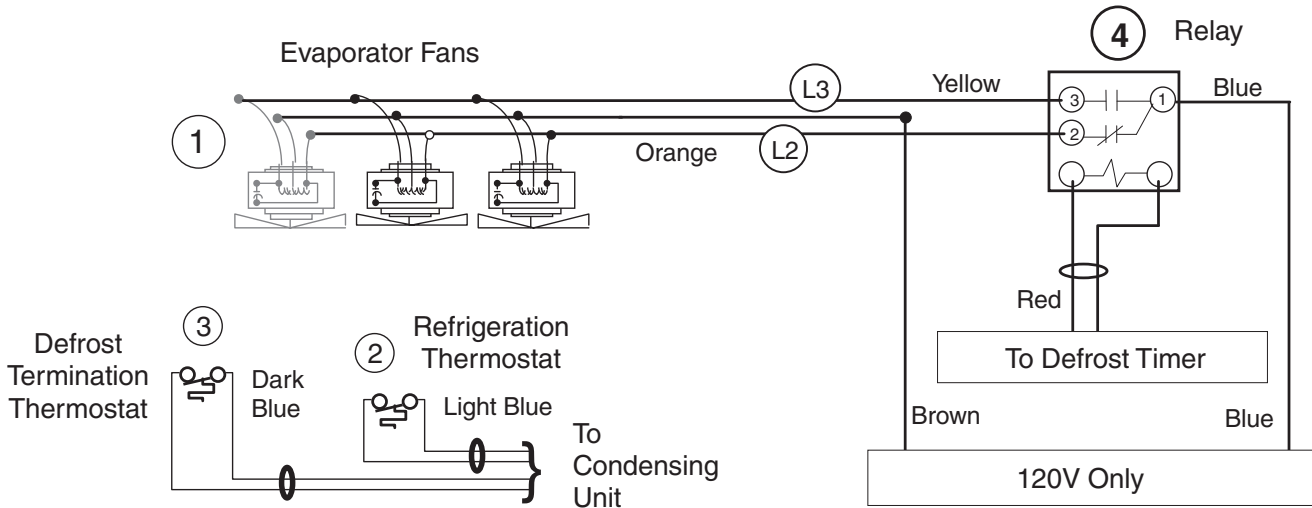
ESTIMATED SHIPPING WEIGHT⁴

Case			Solid End
	<i>8 ft</i>	<i>12 ft</i>	<i>(each)</i>
lb (kg)	800 (363)	1100 (499)	50 (23)

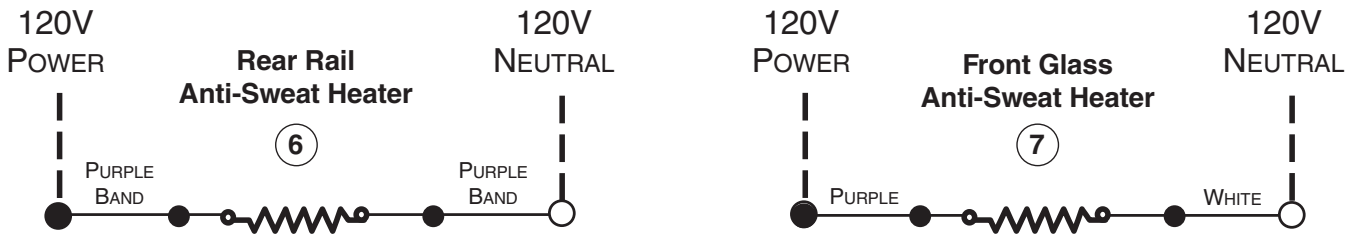
⁴ Actual weights will vary according to optional kits included.

Defrost Wiring

Standard Electric Defrost



**Modular Electric Defrost Heaters
(Mounted above Evaporators)**



WARNING

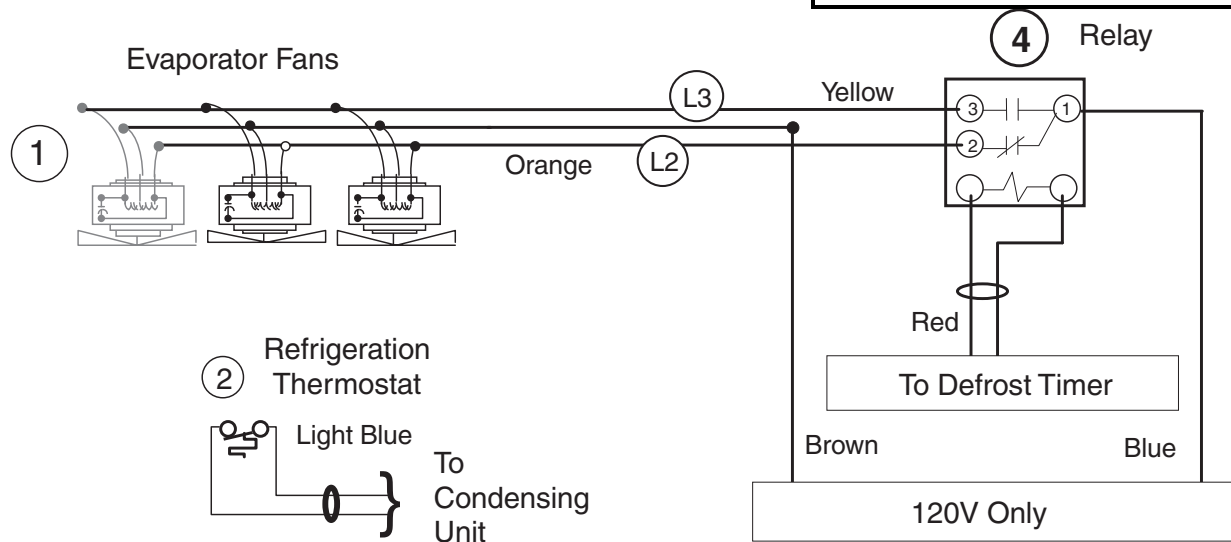
All components must have mechanical ground, and the merchandiser must be grounded.

Circled Numbers = Parts List Item Numbers

Grayed components in 12 foot models only.

R = Red

Defrost Wiring Optional Gas Defrost



WARNING

All components must have mechanical ground, and the merchandiser must be grounded.

Circled Numbers = Parts List Item Numbers

Grayed components in 12 foot models only.

R = Red