

We reserve the right to change or revise specifications and product design in connection with any feature of our products. Such changes do not entitle the buyer to corresponding changes, improvements, additions or replacements for equipment previously sold or shipped.

Item	Part #	Description	Wiring Item #	Item	Part #	Description	Wiring Item #
<b>FAN ASSEMBLIES</b>				<b>THERMOSTATS</b>			
<b>8 Ft &amp; 12 Ft</b>				B.			
A.	4W	Standard Fan Assembly	(1)			Optional Adjustable Refrigeration Thermostat	(2)
	0392457	Fan Motor, Evaporator (MO.4410101)		<b>LAMPS AND BALLASTS</b>			
	0464847	Fan Blade (FB.4780649)		None			
	4W	Energy Efficient Fan Assembly	(1)				
	0477653	Fan Motor, Evaporator (MO.4410544)					
	0464847	Fan Blade (FB.4780649)					

Note: Revision E adds Btu note (page 3). Other changes marked by bar, underline or circle.



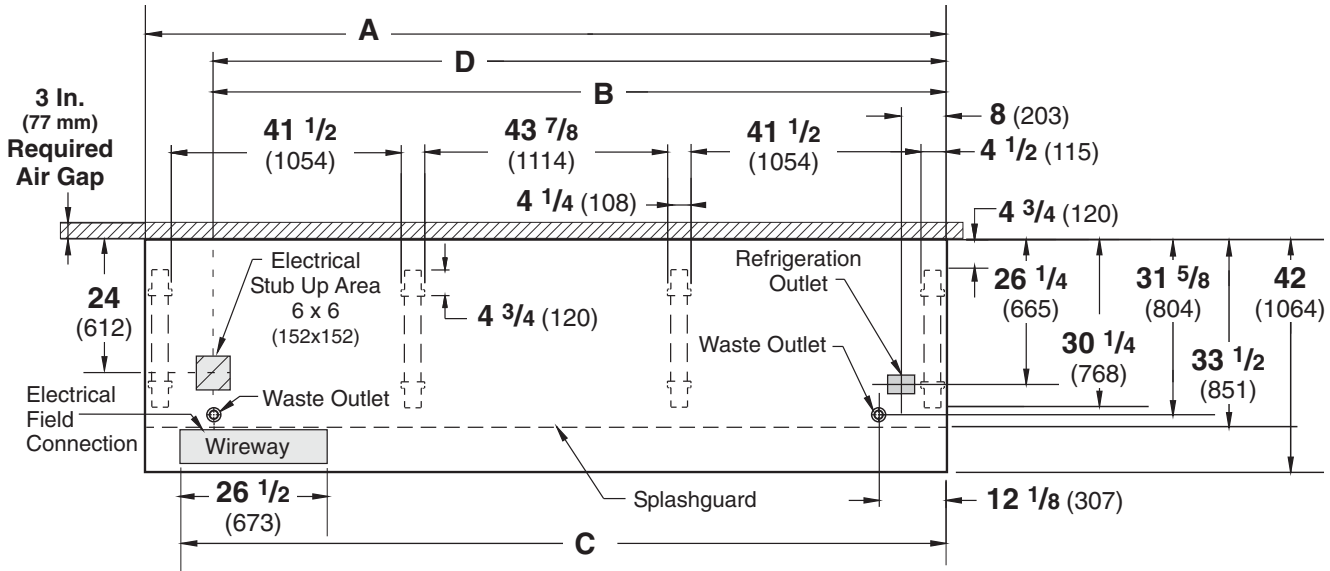
# Engineering Plan Views

PHYSICAL DATA	
Merchandiser Drip Pipe (in.)	1 1/4
Merchandiser Liquid Line (in.)	3/8
Merchandiser Suction Line (in.)	5/8

## Meat, Delicatessen and Produce

09-2005

Dimensions shown as in. and (mm).



NOTE: Case-to-Case Electrical Connections are made IN FRONT OF SPLASHGUARD.

FRONT

	8 ft	12 ft
<b>General</b>		
<b>(A) Case Length</b> (without ends or partitions) (Each end and insulated partition adds 1 1/2 in. (38 mm) to case line up.) Maximum O/S dimension of case back to front (includes bumper)	96 3/8 (2448)	144 1/2 (3670)
Back of case to front of splashguard	42 (1064)	42 (1064)
Back of case to O/S edge of front leg	33 1/2 (851)	33 1/2 (851)
Distance between edges of external legs and center legs	30 1/4 (768)	30 1/4 (768)
Distance between edges of center legs	41 1/2 (1054)	41 1/2 (1054)
Distance between front legs and splashguard	NA	43 7/8 (1114)
	2 3/4 (70)	2 3/4 (70)
<b>Electrical Service</b> (Electrical Field Wiring connection point)		
<b>(B) RH End of case to center of stub up area</b>	84 1/4 (2140)	132 3/8 (3363)
Back of case to center of stub up area	24 (612)	24 (612)
Length of electrical wireway	26 1/2 (673)	26 1/2 (673)
<b>(C) RH End of case to LH end of wireway</b>	90 1/8 (2289)	138 1/4 (3511)
<b>Waste Outlets</b> (One each end)		
<b>(D) RH End of case to the center of LH waste outlet</b>	84 1/4 (2140)	132 3/8 (3363)
RH End of case to the center of RH waste outlet	12 1/8 (307)	12 1/8 (307)
Back O/S of case to center of waste outlets	31 5/8 (804)	31 5/8 (804)
Schedule 40 PVC drip pipe	1 1/4 (32)	1 1/4 (32)
<b>Refrigeration Outlet</b>		
Back of case to center of refrigeration outlet	26 1/4 (665)	26 1/4 (665)
RH end of case to center of refrigeration outlet	8 (203)	8 (203)

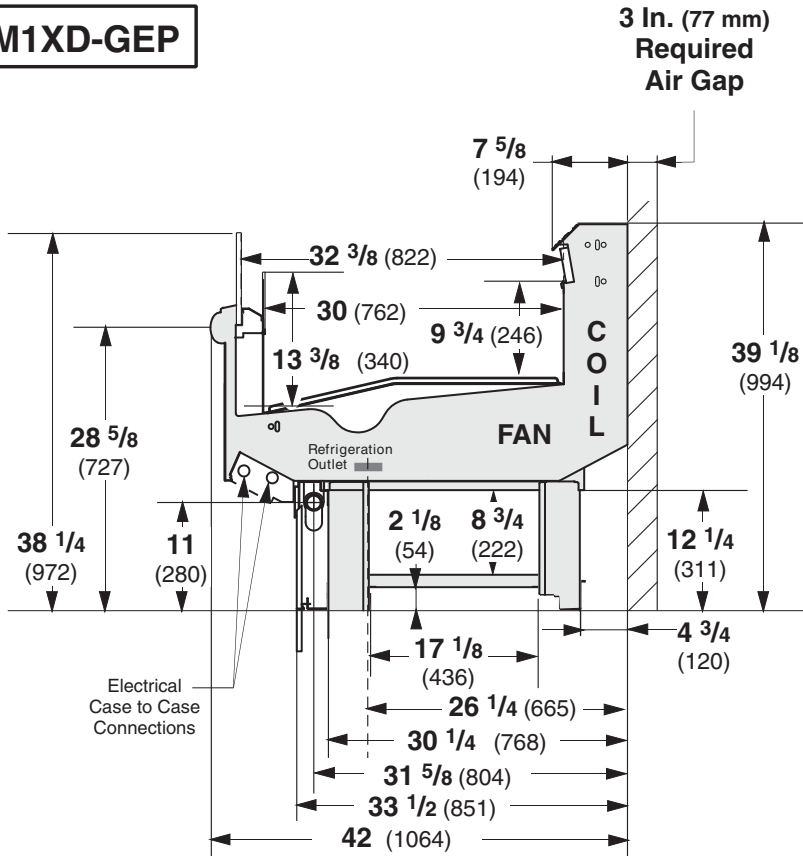
**Impact *Excel* M1XD-GEP**  
**Meat, Delicatessen**  
**Pre-cut and Packaged Produce**

**REFRIGERATION DATA**

**Note:** This data is based on store temperature and humidity that does not exceed 75°F and 55% R.H.

Dimensions shown as inches and (mm).

**M1XD-GEP**



	M1XD-GEP
<b>Discharge Air (°F)</b>	30
<b>Evaporator (°F)</b>	26
<b>Unit Sizing (°F)</b>	24
<b>Btu/hr/ft<sup>‡</sup></b>	M1XD-GEP
<b>Parallel</b>	305
<b>Conventional</b>	320

<sup>‡</sup> Optional energy efficient motors reduce the refrigeration load by 14 Btu/hr/ft.

**DEFROST DATA**

	M1XD-GEP
<b>Frequency (hr)</b>	12
<b>Defrost Water (lb/ft/day)</b>	2
<i>(± 15% based on case configuration and product loading.)</i>	
<b>OFF TIME</b>	M1XD-GEP
<b>Time (minutes)</b>	40

**ELECTRIC OR GAS** Not Recommended

**CONVENTIONAL CONTROLS**

	M1XD-GEP
<b>Low Pressure Backup Control</b>	M1XD-GEP
<b>CI/CO*</b>	14°F / 8°F

**Indoor Unit Only, Pressure Defrost**

**Termination\*** 48°F

\*Use a Temperature Pressure Chart to determine PSIG conversions.

			M1XD-GEP
<b>Estimated Charge**</b>			
<b>8 ft</b>	2.0 lb	32 oz	0.9 kg
<b>12 ft</b>	2.6 lb	42 oz	1.2 kg

\*\*This is an average for all refrigerant types. Actual refrigerant charge may vary by approximately half a pound.

**NSF Certification**

This merchandiser model is manufactured to meet ANSI/NSF (National Sanitation Foundation) Standard #7 requirements for construction, materials & cleanability.

<b>Impact <i>Excel</i> M1XD-GEP</b> <b>Meat, Delicatessen</b> <b>Precut and Packaged Produce</b>
--------------------------------------------------------------------------------------------------------

**Electrical Data**

			<b>8 ft</b>	<b>12 ft</b>		
<b>Number of Fans—4W</b>			<b>2</b>	<b>3</b>		
			<b>Amperes</b>		<b>Watts</b>	
			<b>8 ft</b>	<b>12 ft</b>	<b>8 ft</b>	<b>12 ft</b>
<b>Evaporator Fan</b>						
120V	60Hz	Standard	0.62	0.93	48	72
120V	50Hz	Standard	0.76	1.14	54	81
230V	60Hz	Export	0.30	0.45	48	72
230V	50Hz	Export	0.36	0.54	54	81
120V	60Hz	Energy Efficient	0.24	0.36	16	24
230V	60Hz	Energy Efficient	0.12	0.18	16	24
<b>Minimum Circuit Ampacity</b>						
120V	60Hz	Standard	0.82	1.13		
120V	50Hz	Standard	0.96	1.34		
230V	60Hz	Export	0.50	0.65		
230V	50Hz	Export	0.56	0.74		
120V	60Hz	Energy Efficient	0.44	0.56		
230V	60Hz	Energy Efficient	0.32	0.38		
<b>Maximum Over Current Protection 120V</b>			<b>20</b>	<b>20</b>		
<b>Maximum Over Current Protection 230V</b>			<b>15</b>	<b>15</b>		

**Impact Excel M1XD-GEP**  
**Meat, Delicatessen**  
**Pre-cut and Packaged Produce**

**Product Data**

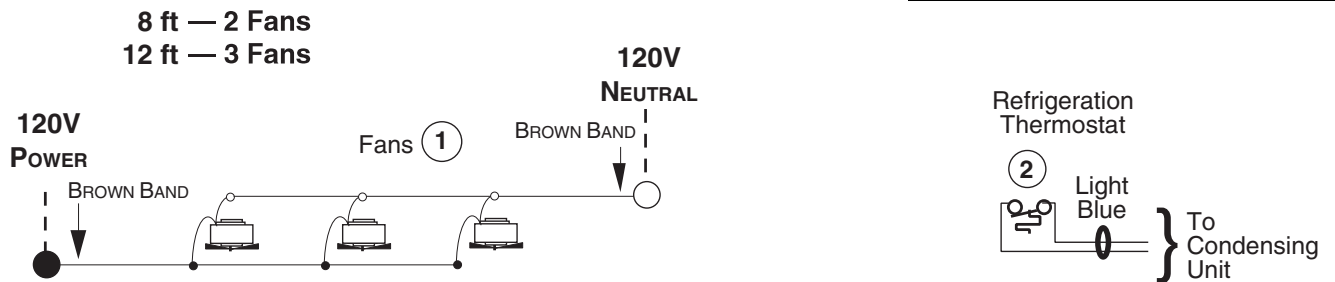
<i>Recommended Usable Cube</i> <sup>1</sup> (Cu Ft/Ft)	1.93 ft <sup>3</sup> /ft (0.18 m <sup>3</sup> /m)
<i>AHRI Total Display Area</i> <sup>2</sup> (Sq Ft/Ft)	2.57 ft <sup>2</sup> /ft (0.78 m <sup>2</sup> /m)
<i>Shelf Area</i> <sup>3</sup> (Sq Ft/Ft)	2.51 ft <sup>2</sup> /ft (0.76 m <sup>2</sup> /m)

- <sup>1</sup> AHRI Refrigerated Volume less shelving and other unusable space: Refrigerated Volume/Unit of Length, ft<sup>3</sup>/ft [m<sup>3</sup>/m]
- <sup>2</sup> Computed using AHRI 1200 standard methodology: Total Display Area, ft<sup>2</sup> [m<sup>2</sup>]/Unit of Length, ft [m]
- <sup>3</sup> Shelf surface area is composed of bottom deck plus standard shelf complement, as shown in the Hussmann *Product Reference Guide*. The standard shelf complement for this model is NONE.

<b>ESTIMATED SHIPPING WEIGHT<sup>4</sup></b>			
<b>Case</b>	<b>8 ft</b>	<b>12 ft</b>	<b>Solid End (each)</b>
<b>lb (kg)</b>	800 (363)	1100 (499)	50 (23)

<sup>4</sup> Actual weights will vary according to optional kits included.

**Fan Wiring**  
**Offtime Defrost**



**WARNING**

All components must have mechanical ground, and the merchandiser must be grounded.

CIRCLED NUMBERS = PARTS LIST ITEM NUMBERS

● = 120V POWER    ○ = 120V NEUTRAL