

We reserve the right to change or revise specifications and product design in connection with any feature of our products. Such changes do not entitle the buyer to corresponding changes, improvements, additions or replacements for equipment previously sold or shipped.

Item	Part #	Description	Wiring Item #	Item	Part #	Description	Wiring Item #
FAN ASSEMBLIES AND THERMOSTATS				HEATERS			
8 Ft, 10 Ft & 12 Ft				C. Anti-Sweat Heater (3)			
A.	12W Standard	Fan Assembly	(1)	0487118	8 ft & 10 ft (HE.4850668)		
	0047000	Fan Motor, Evaporator (MO.4410103)		0491966	12 ft (HE.4850834)		
	0142780	Fan Blade (FB.0142780) embossing toward motor		LAMPS AND BALLASTS			
	12W Energy Efficient	Fan Assembly	(1)	D. Ballast, Electronic (4)			
	0477655	Fan Motor, Evaporator (MO.4410546)		0355398	3 Lamps (BA.4480118)		
	0142780	Fan Blade (FB.0142780) embossing toward motor		0355716	2 Lamps (BA.0355716)		
				0447740	(BA.4481278)		
B.	Optional Adjustable Refrigeration Thermostat		(2)	E.	Fluorescent Lamp		(5)
	0448347	(CT.4481631)			<i>Replace with like fixtures</i>		

Note: Revision C adds energy efficient fan Btu note on page 3.

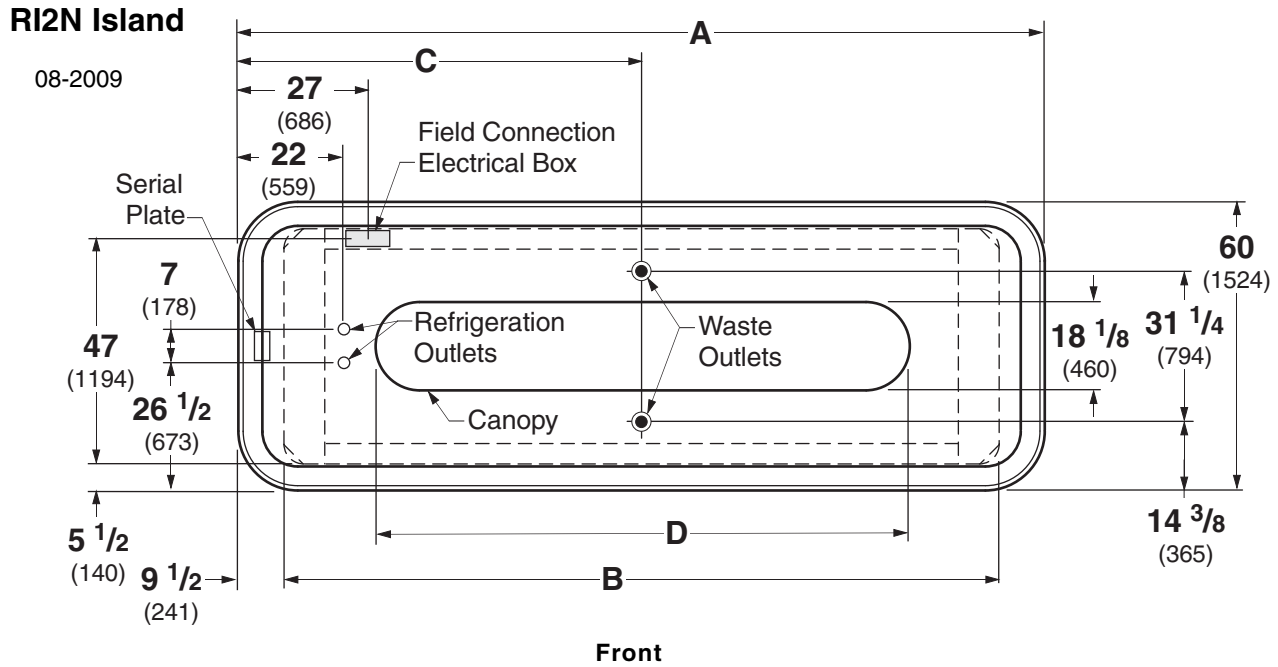





Engineering Plan Views

Dimensions shown as inches and (mm).

PHYSICAL DATA

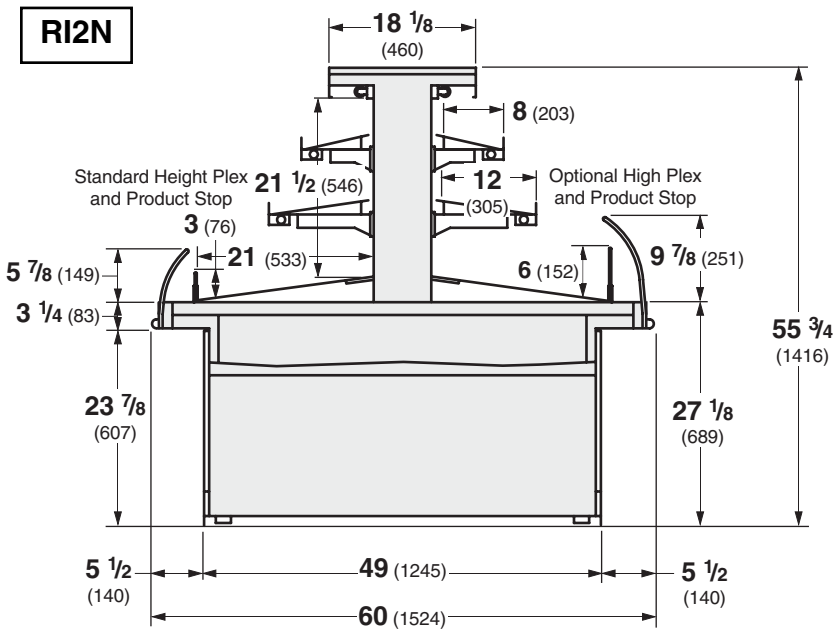
Merchandiser Drip Pipe (in.)	1 1/2
Merchandiser Liquid Line (in.)	3/8
Merchandiser Suction Line (in.)	5/8



	8 ft	10 ft	12 ft
General			
(A) Overall Case Length	96 (2438)	120 (3048)	144 (3658)
(B) Base Length	77 (1956)	101 7/8 (2588)	125 (3176)
Maximum O/S dimension of case back to front (includes bumper)	60 (1524)	60 (1524)	60 (1524)
Front of splashguard to O/S edge of front base rail	1 5/8 (41)	1 5/8 (41)	1 5/8 (41)
Front of case to O/S edge of front base rail	13 1/8 (333)	13 1/8 (333)	13 1/8 (333)
Back of case to O/S edge of front base rail	58 7/8 (1495)	58 7/8 (1495)	58 7/8 (1495)
Width of base rail	1 7/8 (48)	1 7/8 (48)	1 7/8 (48)
(D) Length of Canopy	66 1/8 (1680)	66 1/8 (1680)	90 1/8 (2289)
Width of Canopy	18 1/8 (460)	18 1/8 (460)	18 1/8 (460)
Electrical Service  (Electrical Field Wiring connection point)			
Center of Electrical service to O/S edge of front base rail	47 (1194)	47 (1194)	47 (1194)
Left end of case to center of knockout	27 (686)	27 (686)	27 (686)
Right end of case to center of knockout	69 (1753)	93 (2362)	117 (2972)
Waste Outlets 			
(C) LH End of case to the center of waste outlet	48 (1219)	78 (1981)	102 (2591)
Center of front waste outlet to outside of front base rail	8 7/8 (225)	8 7/8 (225)	8 7/8 (225)
Center of back waste outlet to outside of front base rail	40 1/8 (1019)	40 1/8 (1019)	40 1/8 (1019)
Schedule 40 PVC drip pipe	1 1/2 (38)	1 1/2 (38)	1 1/2 (38)
Refrigeration Outlet 			
LH end of case to center of refrigeration outlet	22 (559)	22 (559)	22 (559)
RH end of case to center of refrigeration outlet	74 (1880)	98 (2489)	122 (3099)

RI2N
Delicatessen

Dimensions shown as inches and (mm).



REFRIGERATION DATA

Note: This data is based on store temperature and humidity that does not exceed 75°F and 55% R.H.

	RI2N
Discharge Air (°F)	27
Evaporator (°F)	20
Unit Sizing (°F)	18
Btu/hr/ft[‡]	
LIT & UNLIT SHELVES	RI2N
Parallel	1444
Conventional	1575

[‡]Optional energy efficient motors reduce the refrigeration load by 55 Btu/hr/ft.

DEFROST DATA

	RI2N
Frequency (hr)	4
Defrost Water (lb/ft/day)	10

(± 15% based on case configuration and product loading).

OFFTIME	RI2N
Time Terminated (minutes)	20

ELECTRIC OR GAS Not Recommended

CONVENTIONAL CONTROLS

Low Pressure Backup Control	RI2N
CI/CO*	14°F / 4°F
Indoor Unit Only, Pressure Defrost Termination*	48°F

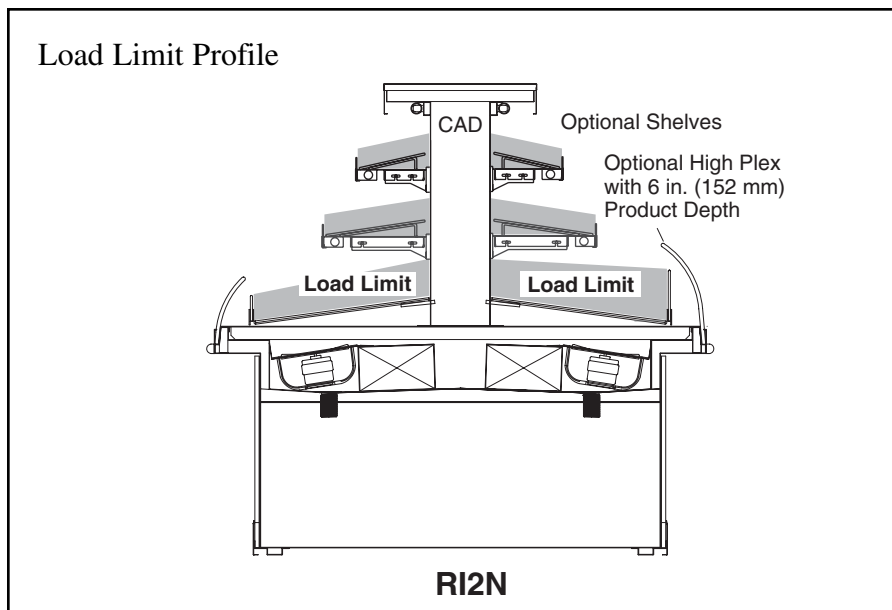
*Use a Temperature Pressure Chart to determine PSIG conversions.

Estimated Charge **	RI2N
8 ft 1.7 lb 27 oz 0.8 kg	
10 ft 2.1 lb 34 oz 1.0 kg	
12 ft 2.5 lb 40 oz 1.1 kg	

**This is an average for all refrigerant types. Actual refrigerant charge may vary by approximately half a pound.

NSF® Certification

This merchandiser is manufactured to meet ANSI/NSF® (National Sanitation Foundation) Standard #7 requirements for construction, materials & cleanability.



Cases may not function properly if they are loaded above load limits.

Air flow between the shelves, from the Center Air Discharge (CAD) to the return, must be maintained at all times for optimum operating efficiency and to prolong product shelf life. At no time should merchandisers be stocked beyond the load limits indicated.

RI2N

Delicatessen

Electrical Data

Number of Fans – 12W	8 ft	10 ft	12 ft			
	4	6	8			
	Amperes			Watts		
	8 ft	10 ft	12 ft	8 ft	10 ft	12 ft
Evaporator Fan						
120V 60Hz Standard	2.60	3.90	5.20	200	300	400
120V 50Hz Standard	3.00	4.50	6.00	228	342	456
230V 60Hz Export	NA	NA	NA	NA	NA	NA
230V 50Hz Export	NA	NA	NA	NA	NA	NA
120V 60Hz Energy Efficient	1.20	1.80	2.40	72	108	144
230V 60Hz Energy Efficient	NA	NA	NA	NA	NA	NA
Anti-sweat Heaters						
120V 50/60Hz Standard	0.70	0.70	0.90	84	84	108
230V 50/60Hz Export	NA	NA	NA	NA	NA	NA
Minimum Circuit Ampacity (MCA)						
120V 60Hz Standard	3.97	5.27	6.90			
120V 50Hz Standard	3.81	5.31	6.98			
230V 60Hz Export	NA	NA	NA			
230V 50Hz Export	NA	NA	NA			
120V 60Hz Energy Efficient	2.01	2.61	3.38			
230V 60Hz Energy Efficient	NA	NA	NA			
Maximum Over Current Protection 120V	20	20	20			
Maximum Over Current Protection 230V	NA	NA	NA			
Standard Lighting						
1 Row Canopy	0.49	0.49	0.98	59	59	118
Optional Lighting						
1 Row of Ledge	1.67	2.00	2.33	200	240	280
Optional Shelf Lighting						
1 Row of Shelves	0.82	0.82	1.12	98	98	134
2 Rows of Shelves	1.63	1.63	2.23	196	196	268

115V Lighting Circuit Total = Standard Lighting + Total Optional Lighting + Optional Shelf Lighting

Product Data

RI2N8

<i>Recommended Usable Cube</i> ¹ (Cu Ft/Case)	29.62 ft ³ /case (0.84 m ³ /case)
<i>AHRI Total Display Area</i> ² (Sq Ft/Case)	35.82 ft ² /case (3.33 m ² /case)
<i>Shelf Area</i> ³ (Sq Ft/Case)	54.64 ft ² /case (5.08 m ² /case)

RI2N10

<i>Recommended Usable Cube</i> ¹ (Cu Ft/Case)	37.02 ft ³ /case (1.05 m ³ /case)
<i>AHRI Total Display Area</i> ² (Sq Ft/Case)	44.78 ft ² /case (4.16 m ² /case)
<i>Shelf Area</i> ³ (Sq Ft/Case)	68.30 ft ² /case (6.35 m ² /case)

RI2N12

<i>Recommended Usable Cube</i> ¹ (Cu Ft/Case)	44.42 ft ³ /case (1.26 m ³ /case)
<i>AHRI Total Display Area</i> ² (Sq Ft/Case)	53.34 ft ² /case (4.96 m ² /case)
<i>Shelf Area</i> ³ (Sq Ft/Case)	81.96 ft ² /case (7.61 m ² /case)

¹ AHRI Refrigerated Volume less shelving and other unusable space: Refrigerated Volume / Unit of Length, ft³/ft [m³/m]

² Computed using AHRI 1200 standard methodology: Total Display Area, ft² [m²] / Unit of Length, ft [m]

³ Shelf surface area is composed of bottom deck plus standard shelf complement, as shown in the Hussmann **Product Reference Guide**. The standard shelf complement for this model is (1) row of 8-inch shelf, (1) row of 12-inch shelf.

ESTIMATED SHIPPING WEIGHT ⁴

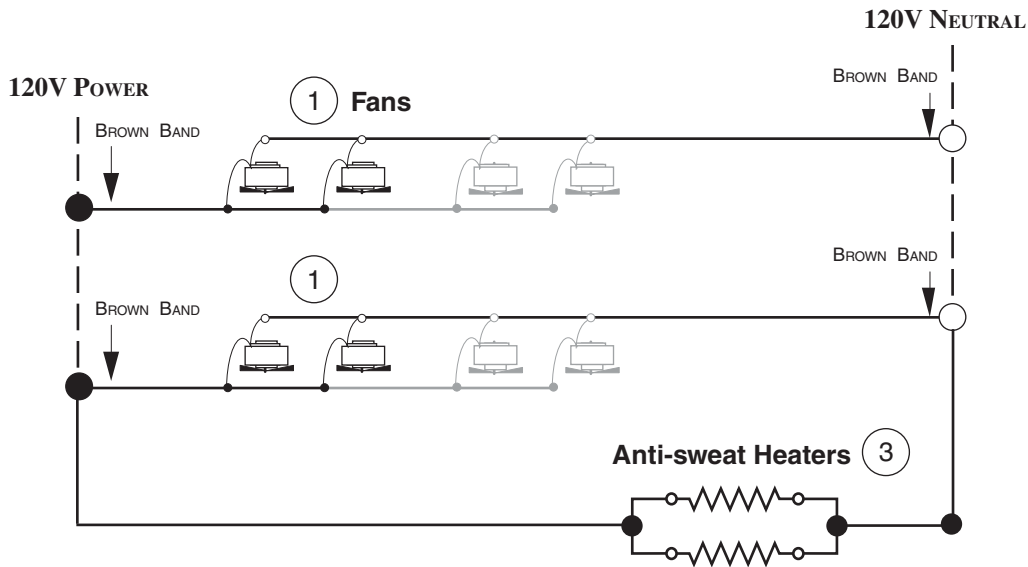
Case	8 ft	10 ft	12 ft	End
lb (kg)	1100 (499)	1200 (544)	1300 (590)	NA

⁴ Actual weights will vary according to optional kits included.

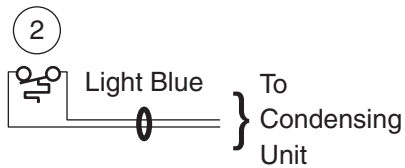
Fan Wiring Offtime Defrost

4, 6 & 8 Fans

- 8 ft — 4 Fans
- 10 ft — 6 Fans
- 12 ft — 8 Fans



Refrigeration Thermostat



WARNING

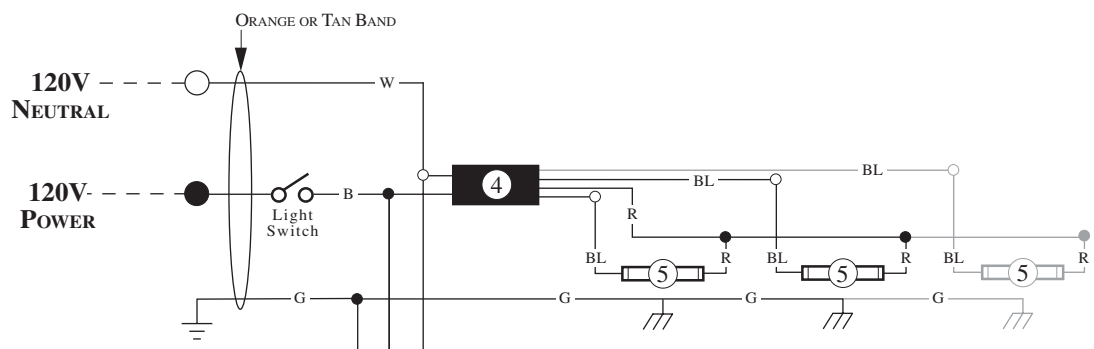
All components must have mechanical ground, and the merchandiser must be grounded.

CIRCLED NUMBERS = PARTS LIST ITEM NUMBERS

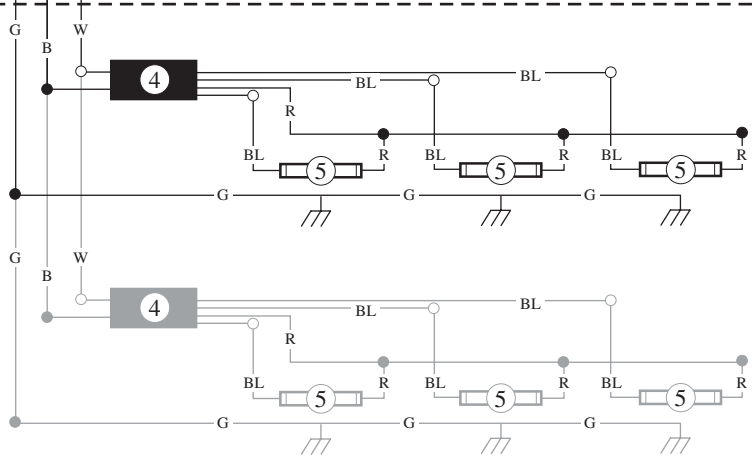
R = Red Y = Yellow G = Green BL = Blue B = Black W = White

● = 120V POWER ○ = 120V NEUTRAL ⊥ = FIELD GROUND ≡ = CASE GROUND

Standard Lighting — 1 Row Canopy



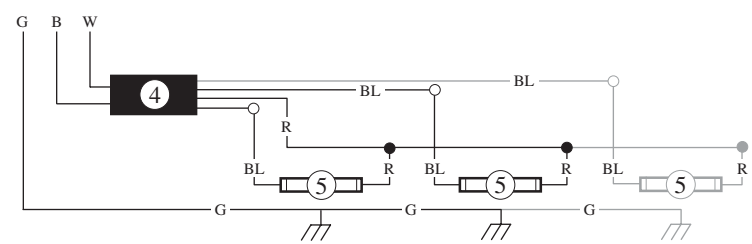
Lighted Shelf Wiring



Typical Shelf Ballast Wiring

Maximum lamps per ballast is three (3).
 Different shelf configurations and different case lengths will have more shelf ballasts.

Optional Ledge Light Circuit



WARNING

All components must have mechanical ground, and the merchandiser must be grounded.

CIRCLED NUMBERS = PARTS LIST ITEM NUMBERS

R = Red Y = Yellow G = Green BL = Blue B = Black W = White

● = 120V POWER ○ = 120V NEUTRAL ⊥ = FIELD GROUND ≡ = CASE GROUND