

We reserve the right to change or revise specifications and product design in connection with any feature of our products. Such changes do not entitle the buyer to corresponding changes, improvements, additions or replacements for equipment previously sold or shipped.

Item	Part #	Description	Wiring Item #	Item	Part #	Description	Wiring Item #
<b>FAN ASSEMBLIES, AND THERMOSTATS</b>				<b>LAMPS AND BALLASTS</b>			
A.	<u>7W Standard</u>	Fan Assembly	(1)	None			
	0058698	Fan Motor, Evaporator (MO.4410102)					
	0382383	Fan Blade (FB.4780617) embossing toward motor					
A.	<u>7W Energy Efficient</u>	Fan Assembly	(1)				
	0477654	Fan Motor, Evaporator (MO.4410545)					
	0382383	Fan Blade (FB.4780617) embossing toward motor					
B.	0137880	Optional Adjustable Refrigeration Thermostat (CT.4481084)	(2)				

**Note:** Changed items have been underlined.



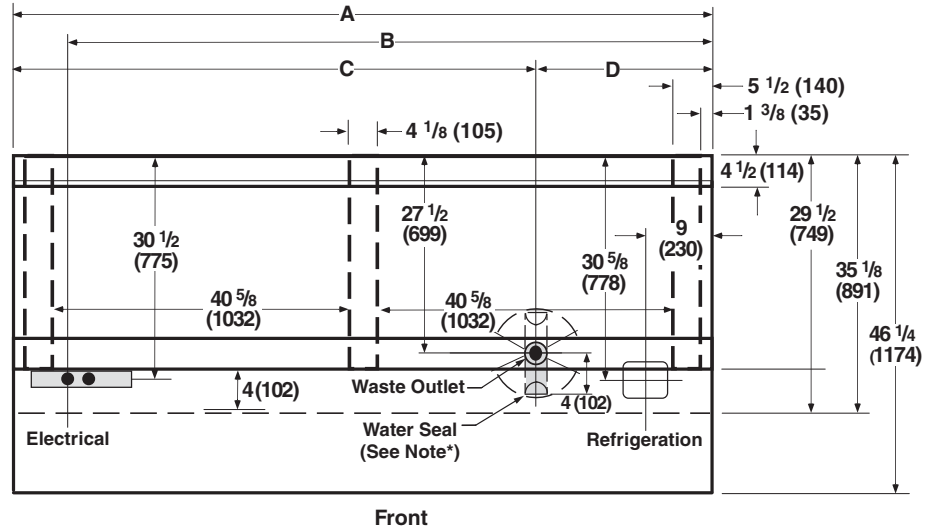
# Engineering Plan Views





PHYSICAL DATA	
Merchandiser Drip Pipe (in.)	1 1/2
Merchandiser Liquid Line (in.)	3/8
Merchandiser Suction Line (in.)	7/8

Dimensions shown as inches and (mm).

## Meat and Produce

11-2009



	4 Ft	8 Ft	12 ft
<b>General</b>			
(A) Length of Case ( <i>without ends or partitions</i> )	48 1/4 (1226)	96 3/8 (2448)	144 1/2 (3670)
<i>(Each end and insulated partition adds 1 1/2 in. (38 mm) to case line up.)</i>			
Maximum outside dimensions of case back to front ( <i>includes bumper</i> )	46 1/4 (1174)	46 1/4 (1174)	46 1/4 (1174)
Back of case to front of splashguard	35 1/8 (891)	35 1/8 (891)	35 1/8 (891)
Back of case to outside edge of front skidrail	29 1/2 (749)	29 1/2 (749)	29 1/2 (749)
Width of skidrail	4 1/2 (114)	4 1/2 (114)	4 1/2 (114)
Right end of case to inside edge of external support	5 1/2 (140)	5 1/2 (140)	5 1/2 (140)
Distance between inside edges of external support and center support	NA	40 5/8 (1032)	40 5/8 (1032)
Distance between inside edges of center supports	NA	NA	44 (1118)
Width of external support	4 1/8 (105)	4 1/8 (105)	4 1/8 (105)
Stub-up area between front skidrail and splashguard	4 (102)	4 (102)	4 (102)
<b>Electrical Service</b>  ( <i>Electrical Field Wiring connection point</i> )			
(B) Right end of case to center of farthest knockout	38 1/4 (972)	88 3/8 (2245)	136 1/2 (3467)
Back outside of case to center of knockout	30 1/2 (775)	30 1/2 (775)	30 1/2 (775)
Length of electrical raceway	34 1/2 (878)	34 1/2 (878)	34 1/2 (878)
<b>Waste Outlet</b> 			
(C) Left end of case to center of waste outlet	28 1/8 (714)	72 1/4 (1835)	72 1/4 (1835)
(D) Right end of case to center of waste outlet	24 1/8 (613)	24 1/8 (613)	72 1/4 (1835)
Back outside of case to center of waste outlet	24 1/8 (613)	27 1/2 (699)	27 1/2 (699)
<b>Water Seal</b> 			
Edge of water seal to center of waste outlet	4 (102)	4 (102)	4 (102)
Outside diameter of drip pipe	1 1/2 (38)	1 1/2 (38)	1 1/2 (38)
*Note: Water seal outlet must clear front skid rail.			
<b>Refrigeration Outlet</b> 			
Right end of case to center of refrigeration outlet	9 (230)	9 (230)	9 (230)
Back outside of case to center of refrigeration outlet	30 5/8 (778)	30 5/8 (778)	30 5/8 (778)

**Impact M1GE WITH MH77**  
**Meat/Delicatessen**  
**Precut & Packaged Produce**

**REFRIGERATION DATA**

**Note:** This data is based on store temperature and humidity that does not exceed 75°F and 55% R.H.

	M1GE
Discharge Air °F	26
Evaporator °F	18
Unit Sizing °F	16
<b>Btu/hr/ft*</b>	<b>M1GE</b>
Parallel	457
Conventional	484

\*Optional energy efficient motors reduce the refrigeration load by 21 Btu/hr/ft.

**DEFROST DATA**

	M1GE
Frequency (hr)	6
Defrost Water (lb/ft/day)	2
(±15% based on case configuration and product loading.)	
<b>OFFTIME</b>	<b>M1GE</b>
Temp Term °F	43°F
Failsafe Minutes	35

**ELECTRIC OR GAS** Not Recommended

**CONVENTIONAL CONTROLS**

Low Pressure Backup Control	<b>M1GE</b>
C/CO**	14°F / 8°F

**Indoor Unit Only, Pressure Defrost**

**Termination\*\*** 48°F

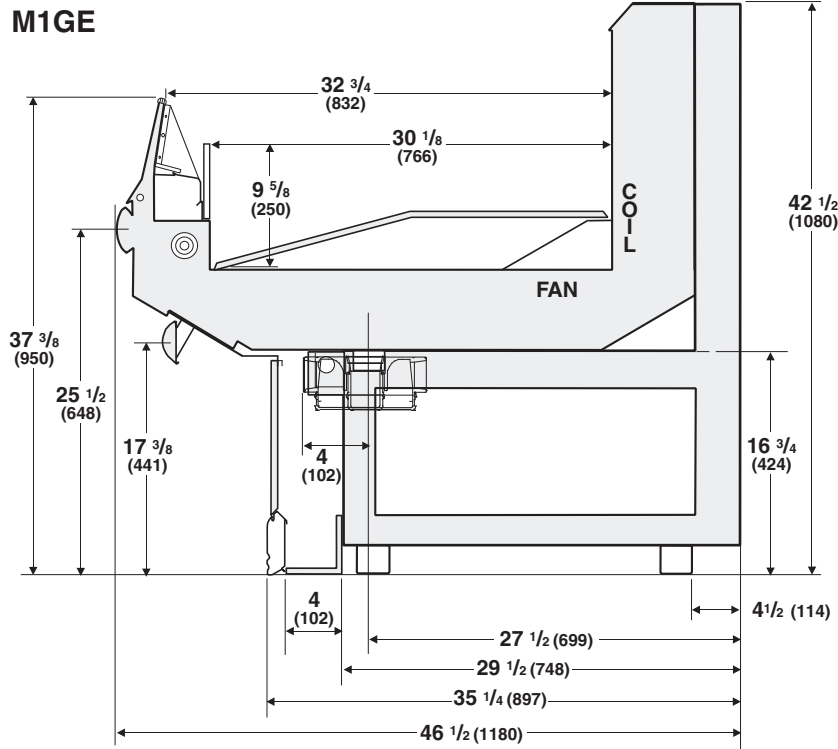
\*\*Use a Temperature Pressure Chart to determine PSIG conversions.

**PHYSICAL DATA**

Estimated Charge ***	M1GE
<b>4 ft</b> 0.9 lb 14 oz	0.4 kg
<b>8 ft</b> 1.7 lb 27 oz	0.8 kg
<b>12 ft</b> 2.3 lb 37 oz	1.0 kg

\*\*\*This is an average for all refrigerant types. Actual refrigerant charge may vary by approximately half a pound.

Dimensions shown as inches and (mm).



**NSF Certification**

This merchandiser model is manufactured to meet ANSI/NSF (National Sanitation Foundation) Standard #7 requirements for construction, materials & cleanability.

**Impact M1GE WITH MH77**  
**Meat/Delicatessen**  
**Precut & Packaged Produce**

**Electrical Data**

			<b>4 ft</b>	<b>8 ft</b>	<b>12 ft</b>			
<b>Number of Fans — 7W</b>			<b>1</b>	<b>2</b>	<b>3</b>			
			<b>Amperes</b>			<b>Watts</b>		
			<b>4 ft</b>	<b>8 ft</b>	<b>12 ft</b>	<b>4 ft</b>	<b>8 ft</b>	<b>12 ft</b>
<b>Merchandiser</b>								
<b>Fans</b>								
120V	60 Hz	Standard	0.50	1.00	1.50	39	78	117
230V	50 Hz	Export	0.28	0.56	0.84	44	88	132
120V	60 Hz	Energy Efficient	0.19	0.38	0.57	14	28	42
<b>Minimum Circuit Ampacity</b>								
120V	60 Hz	Standard	0.70	1.20	1.70			
230V	50 Hz	Export	0.48	0.76	1.04			
120V	60 Hz	Energy Efficient	0.46	0.72	0.98			
<b>Maximum Over Current Protection 120V</b>			20	20	20			
<b>Maximum Over Current Protection 230V</b>			15	15	15			

**Standard Lighting**

None

**Optional Lighting**

None

**Optional Shelf Lighting**

None

**ESTIMATED SHIPPING WEIGHT <sup>4</sup>**

<b>Case</b>				<b>Solid End</b>
	<b>4 ft</b>	<b>8 ft</b>	<b>12 ft</b>	<b>(each)</b>
<b>lb (kg)</b>	200 (390)	600 (594)	800 (708)	50 (45)

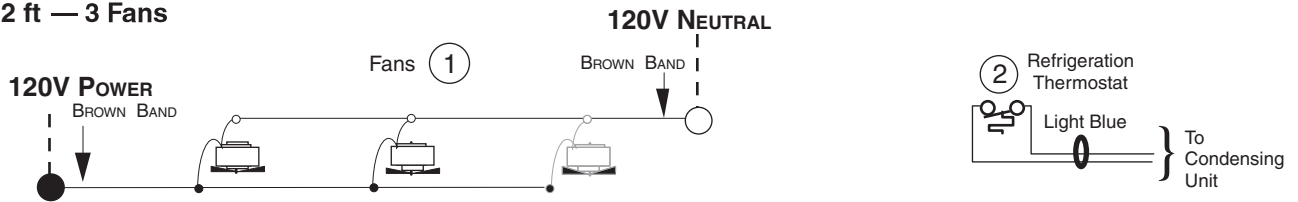
<sup>4</sup> Actual weights will vary according to optional kits included.

Impact **M1GE WITH MH77**  
**Meat/Delicatessen**  
**Precut & Packaged Produce**

**Fan Wiring**  
**Offtime Defrost**

**1, 2 & 3 Fans**

- 4 ft — 1 Fan
- 8 ft — 2 Fans
- 12 ft — 3 Fans



**WARNING**

All components must have mechanical ground, and the merchandiser must be grounded.

CIRCLED NUMBERS = PARTS LIST ITEM NUMBERS

Grayed components in 12 foot models only.

R = Red Y = Yellow G = Green BL = Blue B = Black W = White

● = 120V POWER    ○ = 120V NEUTRAL    ≡ = Field GROUND    ⇨⇨ = Case GROUND