

We reserve the right to change or revise specifications and product design in connection with any feature of our products. Such changes do not entitle the buyer to corresponding changes, improvements, additions or replacements for equipment previously sold or shipped.

Item	Part #	Description	Wiring Item #	Item	Part #	Description	Wiring Item #
<b>FAN ASSEMBLIES, AND THERMOSTATS</b>				<b>HEATERS (CONTINUED)</b>			
A.	4W Standard Energy Efficient Fan Assembly 0477653	Fan Motor, Evaporator (MO.4410544)	(1)	F.	208V Drip Pan Defrost Heaters, Electric 0462160	8 ft case (HE.4850636)	(6)
	0252116	Fan Blade (FB.4780611)			0444296	12 ft case (HE.4850572)	
B.	Optional Adjustable Refrigeration Thermostat		(2)		120V Drip Pan Defrost Heaters, Koolgas 0465907	8 ft case (HE.4850622)	(7)
C.	0398557	Defrost Termination Thermostat (Electric Defrost only) (CT.4440611)	(3)		0465908	12 ft case (HE.4850623)	
D.	0481370	Heater Switch (Koolgas Defrost only) (CT.4440738)	(4)	G.	Nosing Anti-sweat Heaters 0524419	8 ft case (HE.4851257)	(8)
					0524421	12 ft case (HE.4851259)	
<b>HEATERS</b>				<b>GLASS LID PARTS ARE LISTED ON PAGE 5.</b>			
E.	208V Evaporator Defrost Heaters 0462159	8 ft case (HE.4850603)	(5)	<b>OPTIONAL LED FIXTURES AND POWER SUPPLY</b>			
	0444058	12 ft case (HE.4850571)		H.	0501213	Power Supply (EP.4481861)	(9)
				J.		LED Fixture	(10)

**NOTE: For LED lighting parts contact your Hussmann service representative at 1-800-922-1919. Please have your model and serial number available. Descriptions including size and color are at [WWW.HUSSMANN.COM/SERVICEANDPARTS](http://WWW.HUSSMANN.COM/SERVICEANDPARTS).**

Datasheet-Excel F-L

Note: Revision B updated Refrigeration Data on page 3.

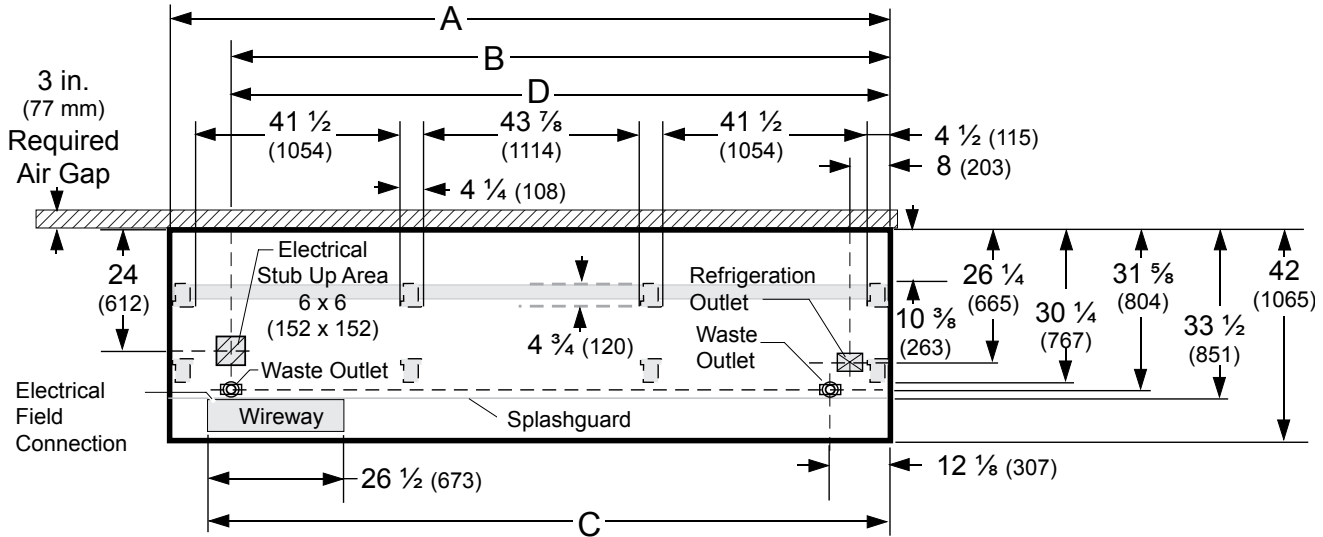
# Engineering Plan Views

PHYSICAL DATA	
Merchandiser Drip Pipe (in.)	1 1/4
Merchandiser Liquid Line (in.)	3/8
Merchandiser Suction Line (in.)	5/8

Low / Medium Temperature

Dimensions shown as inches and (mm).

02-2012



**NOTE: Case-to-Case Electrical Connections are made IN FRONT OF SPLASHGUARD.** FRONT

	8 ft	12 ft
<b>General</b>		
<b>(A)</b> Case Length ( <i>without ends or partitions</i> ) (Each end and insulated partition adds 2 in. (51 mm) to case line up.)	96 3/8 (2448)	144 1/2 (3670)
Maximum O/S dimension of case back to front ( <i>includes bumper</i> )	42 (1065)	42 (1065)
Back of case to front of splashguard	33 1/2 (851)	33 1/2 (851)
Back of case to O/S edge of front leg	30 1/4 (767)	30 1/4 (767)
Distance between edges of external legs and center legs	41 1/2 (1054)	41 1/2 (1054)
Distance between edges of center legs	NA	43 7/8 (1114)
Distance between front legs and splashguard	3 1/8 (82)	3 1/8 (82)
<b>Electrical Service</b> <input checked="" type="checkbox"/> ( <i>Electrical Field Wiring connection point</i> )		
<b>(B)</b> RH End of case to center of stub up area	84 1/4 (2140)	132 3/8 (3363)
Back of case to center of stub up area	24 (612)	24 (612)
Length of electrical wireway <input type="checkbox"/> <b>Wireway</b>	26 1/2 (673)	26 1/2 (673)
<b>(C)</b> RH End of case to LH end of wireway	90 1/8 (2289)	138 1/4 (3511)
<b>Waste Outlets</b> ( <i>One each end</i> ) <input checked="" type="checkbox"/>		
<b>(D)</b> RH End of case to the center of LH waste outlet	84 1/4 (2141)	132 3/8 (3363)
RH End of case to the center of RH waste outlet	12 1/8 (307)	12 1/8 (307)
Back O/S of case to center of waste outlets	31 5/8 (804)	31 5/8 (804)
Schedule 40 PVC drip pipe	1 1/4 (32)	1 1/4 (32)
<b>Refrigeration Outlet</b> <input checked="" type="checkbox"/>		
Back of case to center of refrigeration outlet	26 1/4 (665)	26 1/4 (665)
RH end of case to center of refrigeration outlet	8 (203)	8 (203)

# Single Level Wall Display with Solid Front and Lids



Hussmann refrigerated merchandisers configured for sale for use in the United States meet or surpass the requirements of the DOE 2012 energy efficiency standards.

**Excel F-L**  
**Low / Medium Temperature**

## REFRIGERATION DATA

**Note:** This data is based on store temperature and humidity that does not exceed 75°F and 55% R.H.

	MED	FF	IC
Discharge Air (°F)	+32	-10	-19
Evaporator(°F)	+25	-15	-24
Unit Sizing (°F)	+23	-18	-27

Btu/hr/ft*	MED	FF	IC
Parallel	110	142	166
Conventional	115	148	173

\* Add 1.5 Btu/hr/ft for LED lighting.

## DEFROST DATA

	MED	FF	IC
Frequency (hr)	24	24	24
Defrost Water (lb/ft/day)	0.15	0.19	0.35

(± 15% based on case configuration and product loading).

ELECTRIC	MED	FF	IC
Temp Term (°F)	48	48	48
Failsafe (minutes)	30	50	60

GAS	MED	FF	IC
Duration (minutes)	NA	15	18

**OFFTIME** Not Recommended

## Standard Defrost Thermostat

Close on rise: close 48°F — open 33°F

## CONVENTIONAL CONTROLS

### Low Pressure Backup Control — CI/CO \*

MED	+28°F / +16°F
FF	-15°F / -27°F
IC	-21°F / -33°F

### Indoor Unit Only, Pressure Defrost Termination\*

Not Recommended

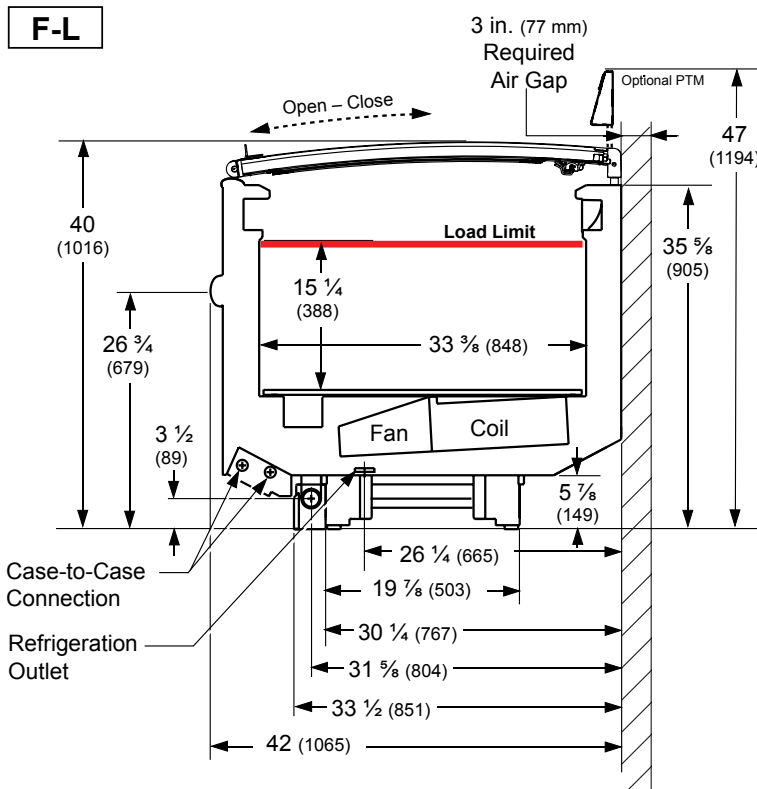
\*Use a Temperature Pressure Chart to determine PSIG conversions.

### Estimated Charge \*\*

8 ft	2.0 lb	32 oz	0.9 kg
12 ft	3.0 lb	48 oz	1.4 kg

\*\*This is an average for all refrigerant types. Actual refrigerant charge may vary by approximately 0.5 lb (8 oz / 0.2 kg).

Dimensions shown as inches and (mm).



## NSF Certification

This merchandiser model is manufactured to meet NSF/ANSI (National Sanitation Foundation) Standard #7 requirements for construction, materials & cleanability.

**Excel F-L****Low / Medium Temperature****Electrical Data**

			<b>8 ft</b>	<b>12 ft</b>		
<b>Number of Fans – 4W Evaporator</b>			<b>2</b>	<b>2</b>		
			<b>Amperes</b>		<b>Watts</b>	
			<b>8 ft</b>	<b>12 ft</b>	<b>8 ft</b>	<b>12 ft</b>
<b>Evaporator Fans</b>						
120V	50/60Hz	Standard Energy Efficient	0.24	0.24	16	16
230V	50/60Hz	Standard Energy Efficient	0.12	0.12	16	16
230V	60Hz	Export	0.30	0.30	48	48
230V	50Hz	Export	0.36	0.36	54	54
<b>Anti-sweat Heaters (on fan circuit)</b>						
120V	50/60Hz	Standard	0.26	0.40	32	48
230V	50/60Hz	Export	0.14	0.21	32	48
<b>Minimum Circuit Ampacity</b>						
120V	50/60Hz	Standard Energy Efficient	0.70	0.84		
230V	50/60Hz	Standard Energy Efficient	0.46	0.53		
230V	60Hz	Export	0.64	0.71		
230V	50Hz	Export	0.70	0.77		
<b>Maximum Over Current Protection 120V</b>			<b>20</b>	<b>20</b>		
Maximum Over Current Protection 230V			15	15		
<b>208V Electric Defrost</b>			7.69	11.54	1600	2400
<b>230V Export Electric Defrost</b>			6.96	10.43	1600	2400
<b>120V Koolgas Defrost</b>			1.67	3.33	200	400
<b>Standard Lighting</b>						
None						
<b>Optional Lighting</b>						
LED	120V	50/60Hz	0.35	0.49	42	60
LED	230V	50/60Hz	0.18	0.26	42	60

**Product Data**

<i>Recommended Usable Cube</i> <sup>1</sup> (Cu Ft/Ft)	3.55 ft <sup>3</sup> /ft (0.33 m <sup>3</sup> /m)
<i>AHRI Total Display Area</i> <sup>2</sup> (Sq Ft/Ft)	2.60 ft <sup>2</sup> /ft (0.79 m <sup>2</sup> /m)
<i>Shelf Area</i> <sup>3</sup> (Sq Ft/Ft)	2.79 ft <sup>2</sup> /ft (0.85 m <sup>2</sup> /m)

<sup>1</sup> AHRI Refrigerated Volume less shelving and other unusable space: Refrigerated Volume/Unit of Length, ft<sup>3</sup>/ft [m<sup>3</sup>/m]  
<sup>2</sup> Computed using AHRI 1200 standard methodology: Total Display Area, ft<sup>2</sup> [m<sup>2</sup>]/Unit of Length, ft [m]  
<sup>3</sup> Shelf surface area is composed of bottom deck plus standard shelf complement, as shown in the Hussmann *Product Reference Guide*. The standard shelf complement for this model is NONE.

<b>ESTIMATED SHIPPING WEIGHT <sup>4</sup></b>					
Case	<i>4 ft</i>	<i>6 ft</i>	<i>8 ft</i>	<i>12 ft</i>	<b>Solid End</b>
<b>lb (kg)</b>	NA (NA)	NA (NA)	1120 (508)	1370 (623)	<i>(each)</i> 50 (23)

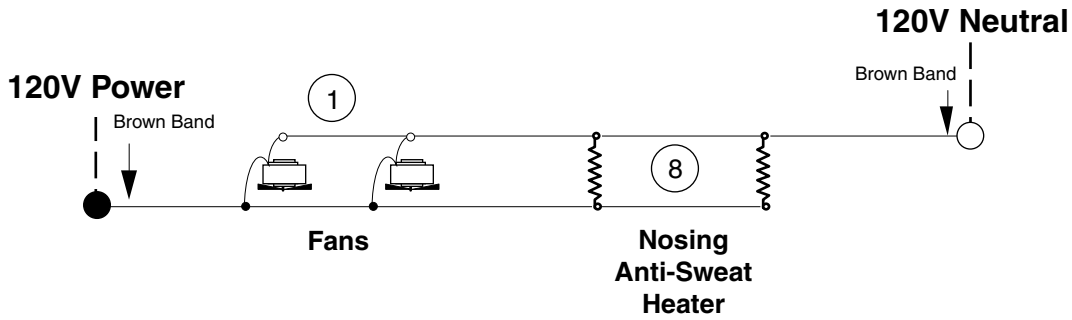
<sup>4</sup> Actual weights will vary according to optional kits included.

**Glass Lid Replacement Parts**

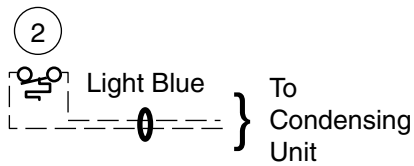
S.	0524238	Top Glass B00147 (GL.4998375)
T.	0524239	Middle Glass B00148 (GL.4998376)
U.	0524240	Bottom Glass with Handle B00149 (GL.4998377)

The diagram shows a perspective view of a glass lid assembly. It consists of three horizontal glass panels held together by a metal frame. The top panel is labeled 'S', the middle panel is labeled 'T', and the bottom panel is labeled 'U'. The bottom panel 'U' features a handle on its left side. The entire assembly is shown from an isometric perspective.

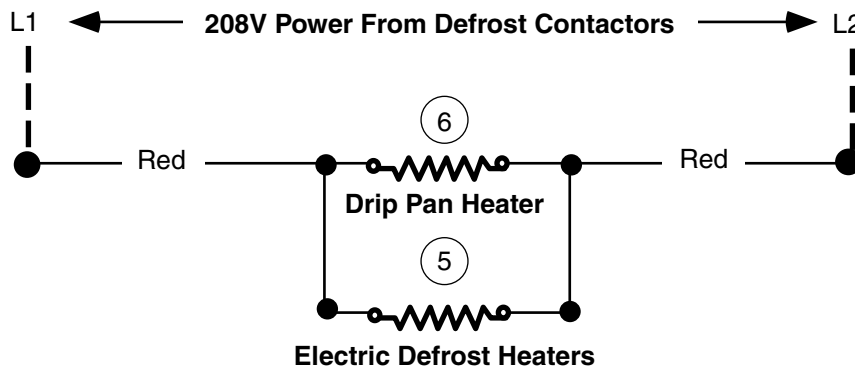

# Electric Defrost – Standard



## Refrigeration Thermostat (Optional)



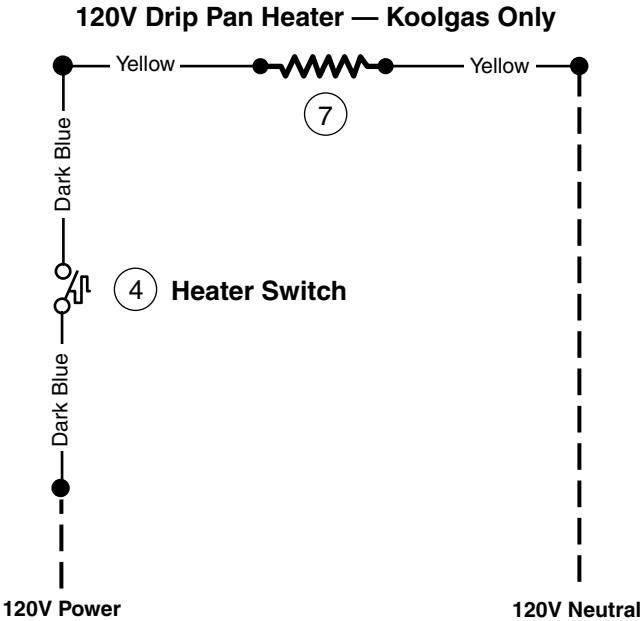
## Defrost Termination Thermostat



## WARNING

All components must have mechanical ground, and the merchandiser must be grounded.  
Circled Number = Parts List Item Numbers

# Gas Defrost – Optional



### WARNING

All components must have mechanical ground, and the merchandiser must be grounded.  
Circled Number = Parts List Item Numbers

**Excel F-L**  
**Low / Medium Temperature**

**Optional LED Lighting**  
**Wiring Diagrams**

