

HUSSMANN®



DOE 2017
Energy Efficiency
Compliant

INNOVATOR DOOR SYSTEM FOR WALK-IN COOLERS

IL—67

IM—67

Technical Data Sheet

P/N 3034472_C

August 2018



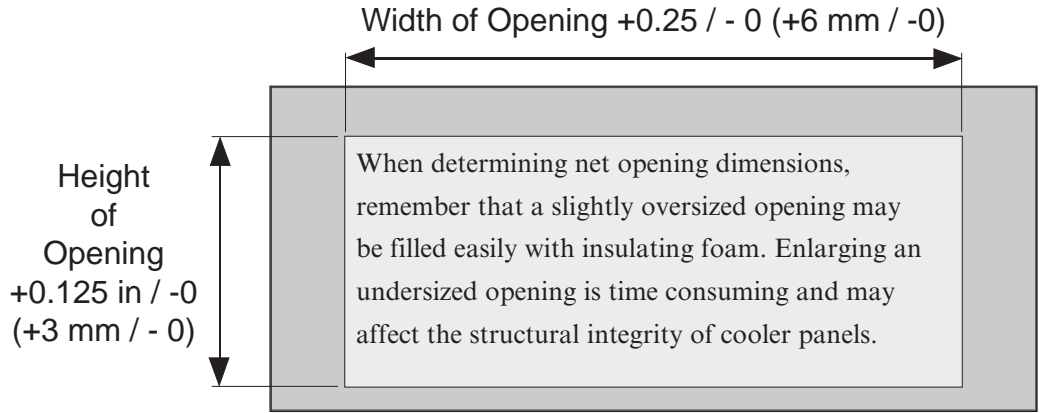
One to Five Doors per Frame, Left or Right Hinge

DATA SHEET — WALK-IN INNOVATOR DOORS

IL—67
IM—67
Innovator Door and Frame

Innovator Doors are designed for use in areas where temperature does not exceed 75°F (24°C) and relative humidity does not exceed 55%.

Net Opening Width (from formula on page 3) +0.25 / - 0



Product Code

I X₁ - X₂ X₃ - X₄ XXX₅ - XXXXX₆

- 1) Temp: L/M (Low/Med) _____
- 2) # Doors _____
- 3) Swing: L/R (Left/Right) _____
- 4) Color: B/G (Black/Gray) _____
- 5) Voltage _____
- 6) Product: W3067/W3075/W3080/W2475 _____

Frame Dimensions

IL—3067 or IM—3067 Frame Width — to be used in formula on Page 3

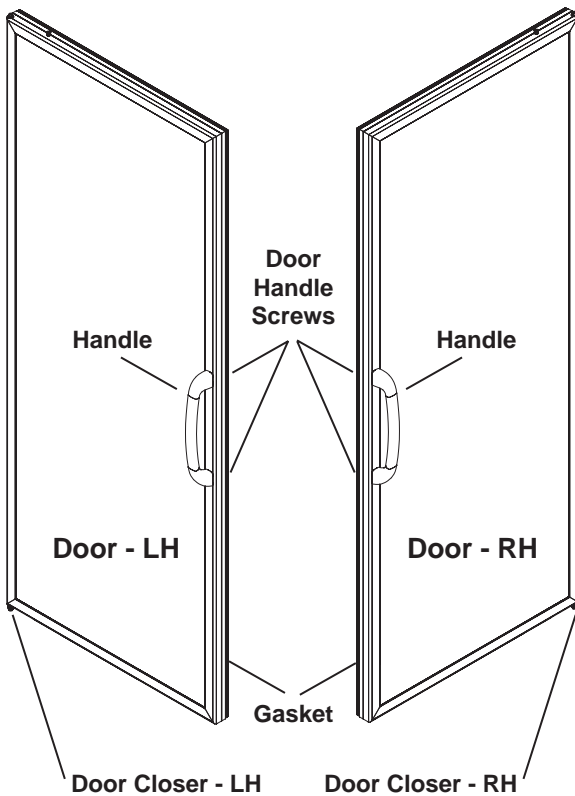
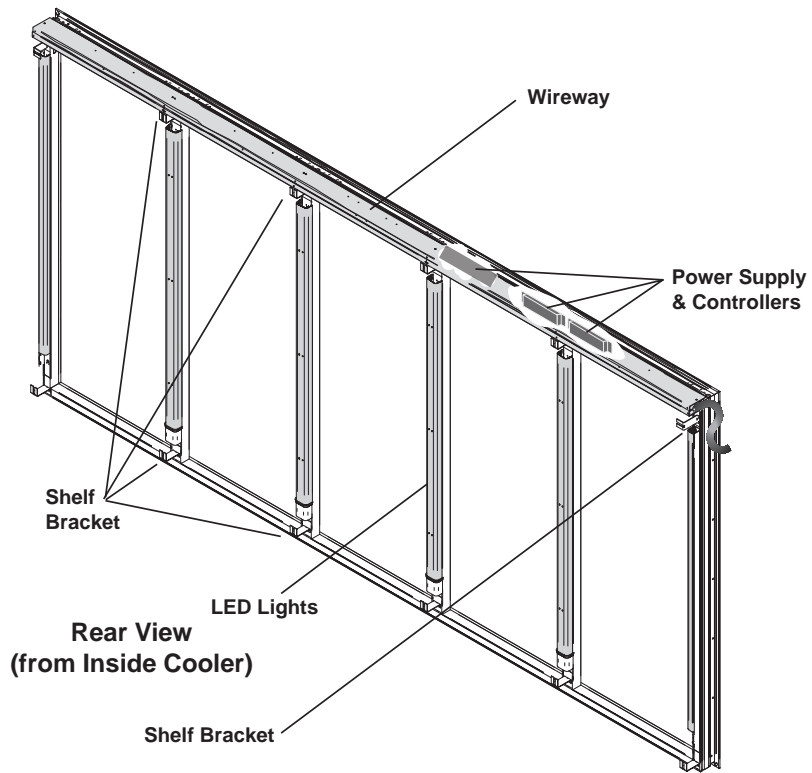
- 1 Door 31.5 in. (800 mm)
- 2 Doors 61.938 in. (1574 mm)
- 3 Doors 92.375 in. (2347 mm)
- 4 Doors 122.813 in. (3120 mm)
- 5 Doors 153.25 in. (3893 mm)

IL—3067 or IM—3067 Frame Height 67.5 in. (1715 mm)

IL—67

IM—67

Innovator Door and Frame



This warning does not mean that Hussmann products will cause cancer or reproductive harm, or is in violation of any product-safety standards or requirements. As clarified by the California State government, Proposition 65 can be considered more of a ‘right to know’ law than a pure product safety law. When used as designed, Hussmann believes that our products are not harmful. We provide the Proposition 65 warning to stay in compliance with California State law. It is your responsibility to provide accurate Proposition 65 warning labels to your customers when necessary. For more information on Proposition 65, please visit the California State government website.

Description

LED Power Supply

Bracket End Frame

Bracket Mullion LED

LED Lamps (Replace with like fixtures, sizes and light temperatures shown below.)

Door—Innovator, Medium Temperature, Black, LH

Door—Innovator, Medium Temperature, Black, RH

Door—Innovator, Medium Temperature, Gray, LH

Door—Innovator, Medium Temperature, Gray, RH

Door—Innovator, Low Temperature, Black, LH

Door—Innovator, Low Temperature, Black, RH

Door—Innovator, Low Temperature, Gray, LH

Door—Innovator, Low Temperature, Gray, RH

Handle, Black

Handle, Gray

Screw-Handle

Gasket, Magnetic, Black

Gasket, Magnetic, Gray

Torsion Rod Assembly, Bottom, LH

Torsion Rod Assembly, Bottom, RH

Pin, Top Hinge

Spring, Hinge Pin Coil

Shoulder Screw, Hold-open, Black

Shoulder Screw, Hold-open, Gray

Molding, End

Molding, Joint

Binder Post & Screw

Wireway Cover

DASH Rivet

DASH Controller

DASH Sensor

DASH Cable

Dimmer Controller

Dimmer Sensor

Dimmer Cable

Dimmer Mounting Bracket

Contact your Hussmann supplier, Hussmann service organization or Hussmann representative to obtain replacement parts. To find your nearest Hussmann location, go to: <http://www.hussmann.com/en/Pages/Locations.aspx>



CAUTION








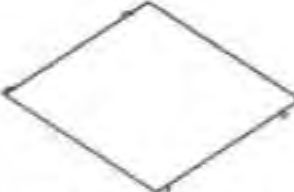
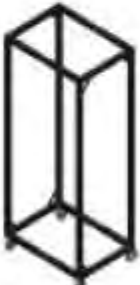
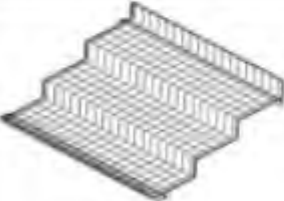



Excessive ambient conditions may cause condensation and therefore sweating of doors. Facility operators should monitor doors and floor conditions to ensure safety of persons.

IL—67

IM—67

Innovator Door and Frame

Shelving Accessory Identifier

 <p>Normal Duty Shelf (loads of 100 – 150 lb)</p>	 <p>Drip Pan</p>	 <p>Front & Side Guard</p>
 <p>Heavy Duty Shelf (loads of 150 – 200 lb)</p>	 <p>Shelf Divider</p>	 <p>Post Spacer</p>
 <p>Variable Position Shelf (loads up to 300 lb)</p>	 <p>Shelf Perimeter Guard</p>	 <p>Mobile Merchandiser</p>
 <p>Step Shelf</p>	 <p>Variable Position Perimeter Guard</p>	
 <p>Basket Shelf</p>	 <p>Post with Leveler Bracket</p>	

Wiring diagrams are provided in the
Innovator Door System Installation & Service Manual,
P/N 3034474_A

IL—3067

REFRIGERATION DATA

ELECTRICAL DATA

	1	2	3	4	5	1	2	3	4	5
	Door	Door	Door	Door	Door	Door	Door	Door	Door	Door
Anti-sweat Heaters	Amperes					Watt				
Doors – 120V 60Hz	NA	NA	NA	NA	NA	NA	NA	NA	NA	NA
Frames – 120V 60Hz	0.40	0.78	1.18	1.50	1.88	48	94	141	180	225
Vertical Lighting										
EcoShine II LED – 120V 60 Hz	0.18	0.32	0.46	0.60	0.73	21	38	55	72	88

IM—3067

ELECTRICAL DATA

	1	2	3	4	5	1	2	3	4	5
	Door	Door	Door	Door	Door	Door	Door	Door	Door	Door
Anti-sweat Heaters	Amperes					Watt				
Doors – 120V 60Hz	NA	NA	NA	NA	NA	NA	NA	NA	NA	NA
Frames – 120V 60Hz	0.20	0.39	0.58	0.57	0.71	24	47	70	68	85
Vertical Lighting										
EcoShine II LED – 120V 60 Hz	0.18	0.32	0.46	0.60	0.73	21	38	55	72	88

IL—67

IM—67

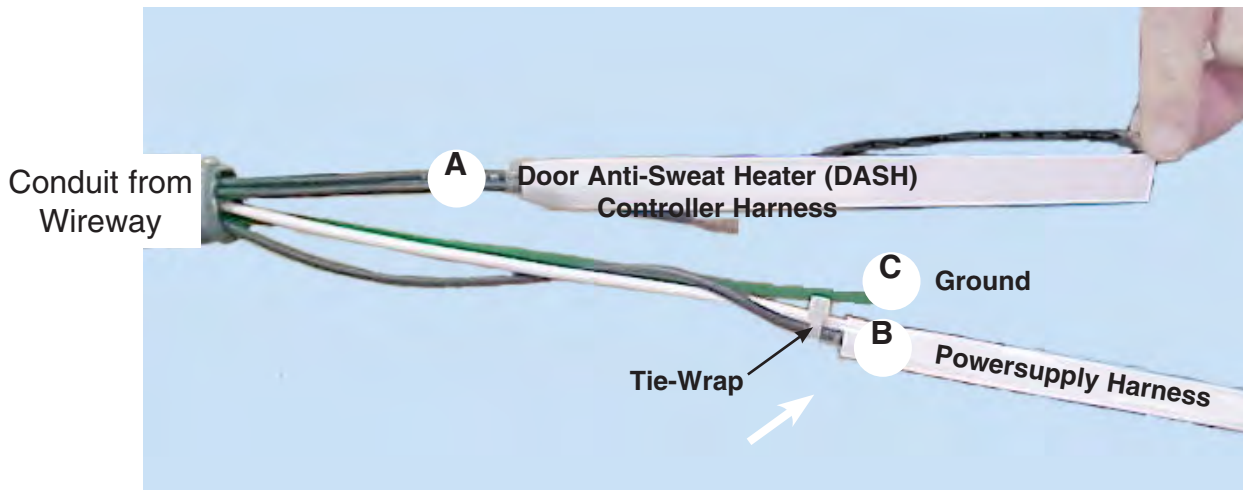
Innovator Door and Frame

Conduit from Wireway

Each frame has the following wires in flexible conduit:

- A. The *Dash Controller Harness* is made of two separate wires, one black and one white wire.
- B. The *Power Supply Harness* has one white wire and one black wire bound with Tie-wrap.
- C. The *Ground* wire is green.

This photo shows the wiring with labels added for clarity. The diagram shows how the wires must be connected.





HUSSmann®

**To obtain warranty information
or other support, contact your
Hussmann representative.
Please include the model and
serial number of the product.**

Hussmann Corporation, Corporate Headquarters: Bridgeton, Missouri, U.S.A. 63044-2483 01 October 2012

IL—67

IM—67

Innovator Door and Frame

Hussmann Corporation

12999 St. Charles Rock Road

Bridgeton, MO 63044-2483

www.hussmann.com