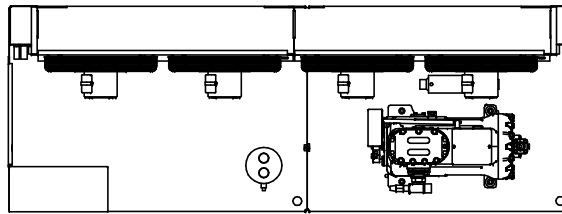
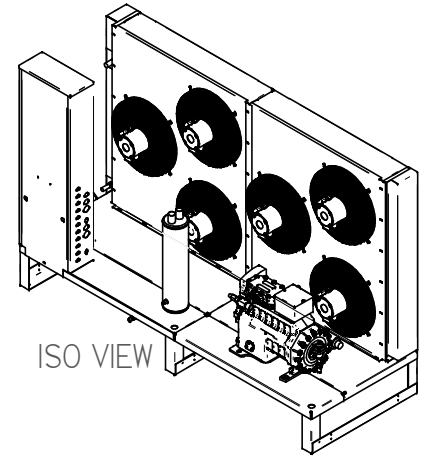


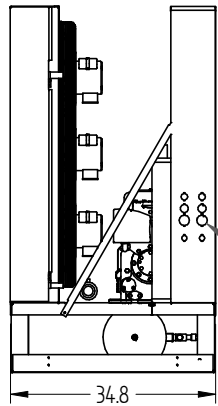
**EXTRA LARGE SIZE  
INDOOR UNIT  
HEAVY DUTY BASE  
"HNHx-xxxxxxx-xx-A"  
WEIGHT: 1,575 LBS.**



TOP VIEW

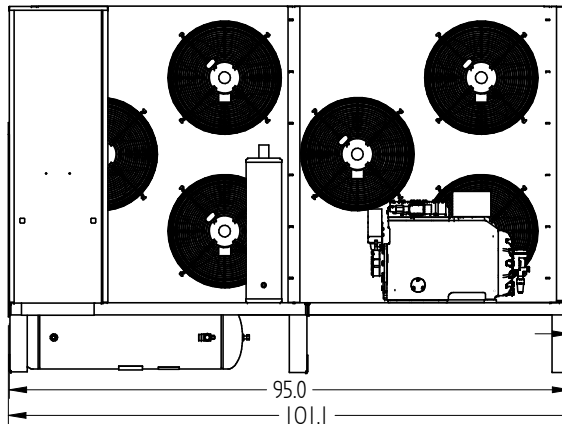


ISO VIEW



LEFT SIDE VIEW

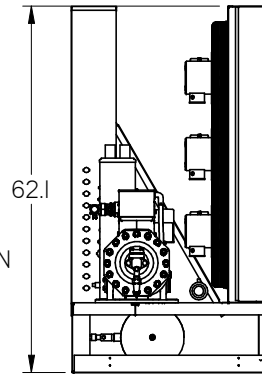
MAIN ELECTRICAL CONNECTION



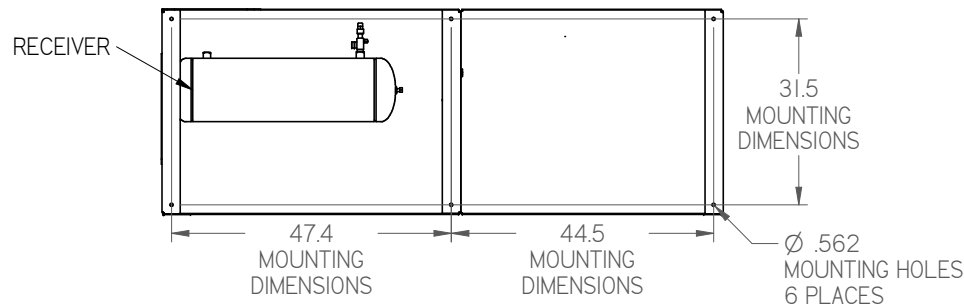
FRONT VIEW

PIPING EXTENSION

6.0 MAX.



RIGHT SIDE VIEW



BOTTOM VIEW

RECEIVER

31.5 MOUNTING DIMENSIONS

47.4 MOUNTING DIMENSIONS

44.5 MOUNTING DIMENSIONS

Ø .562 MOUNTING HOLES 6 PLACES

NOTES:

1. IT IS THE RESPONSIBILITY OF THE INSTALLING CONTRACTOR TO ENSURE THAT THE FINAL EQUIPMENT INSTALLATION MEETS ALL APPLICABLE CODE REQUIREMENTS.
2. ILLUSTRATION SHOWN IS FOR GENERAL REPRESENTATION ONLY. ACTUAL PRODUCT WILL VARY DEPENDENT UPON APPLICATION.
3. OVERALL DIMENSIONS: 101.1 L X 34.8 W X 62.1 H.

INFORMATION SUBJECT TO CHANGE

DIMENSIONS ARE IN INCHES.  
DATE DRAWN: 2017/09/14



THIRD ANGLE PROJECTION

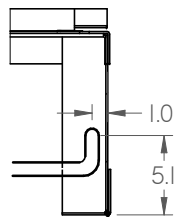
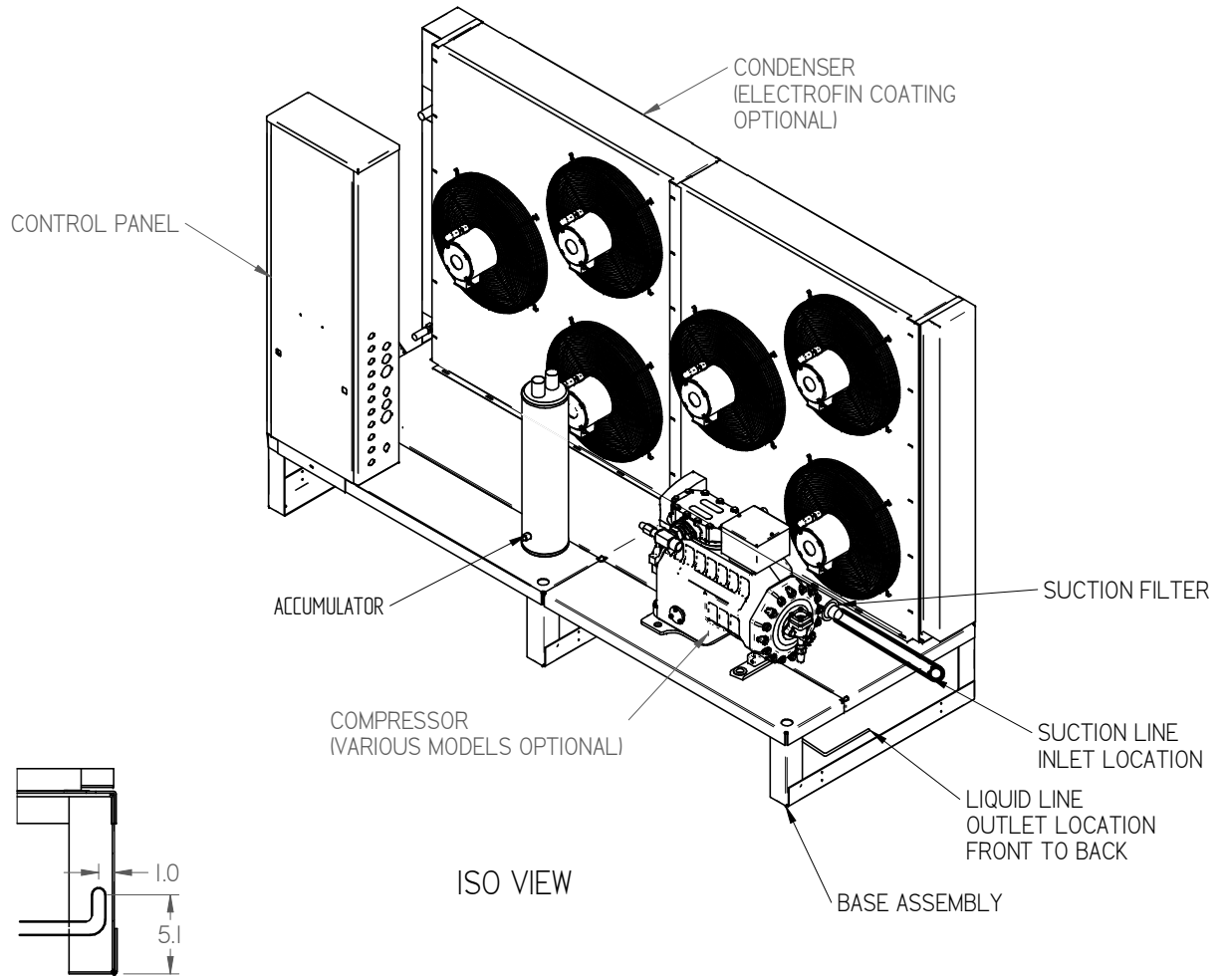
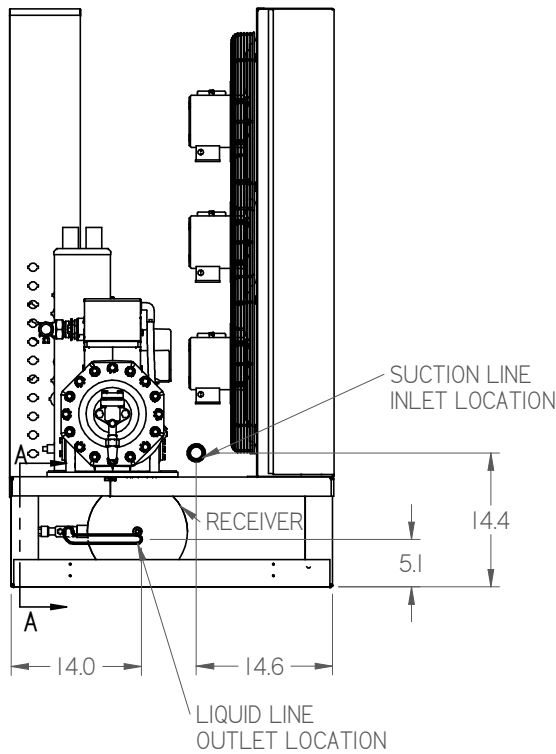
**HUSSmann®**

H SERIES EXTRA  
LARGE INDOOR HD  
BASE

DOC PD-00000012 REV B

SHEET 1 OF 3

SWIN10 SUBMITTAL SHEET SIZE D



SECTION A-A

NOTES:

1. IT IS THE RESPONSIBILITY OF THE INSTALLING CONTRACTOR TO ENSURE THAT THE FINAL EQUIPMENT INSTALLATION MEETS ALL APPLICABLE CODE REQUIREMENTS.
2. ILLUSTRATION SHOWN IS FOR GENERAL REPRESENTATION ONLY. ACTUAL PRODUCT WILL VARY DEPENDENT UPON APPLICATION.
3. OVERALL DIMENSIONS: 101.1 L X 34.8 W X 62.1 H.

DIMENSIONS ARE IN INCHES.  
DATE DRAWN: 2017/09/14



INFORMATION SUBJECT TO CHANGE

SHEET 2 OF 3

**HUSSMANN**<sup>®</sup>

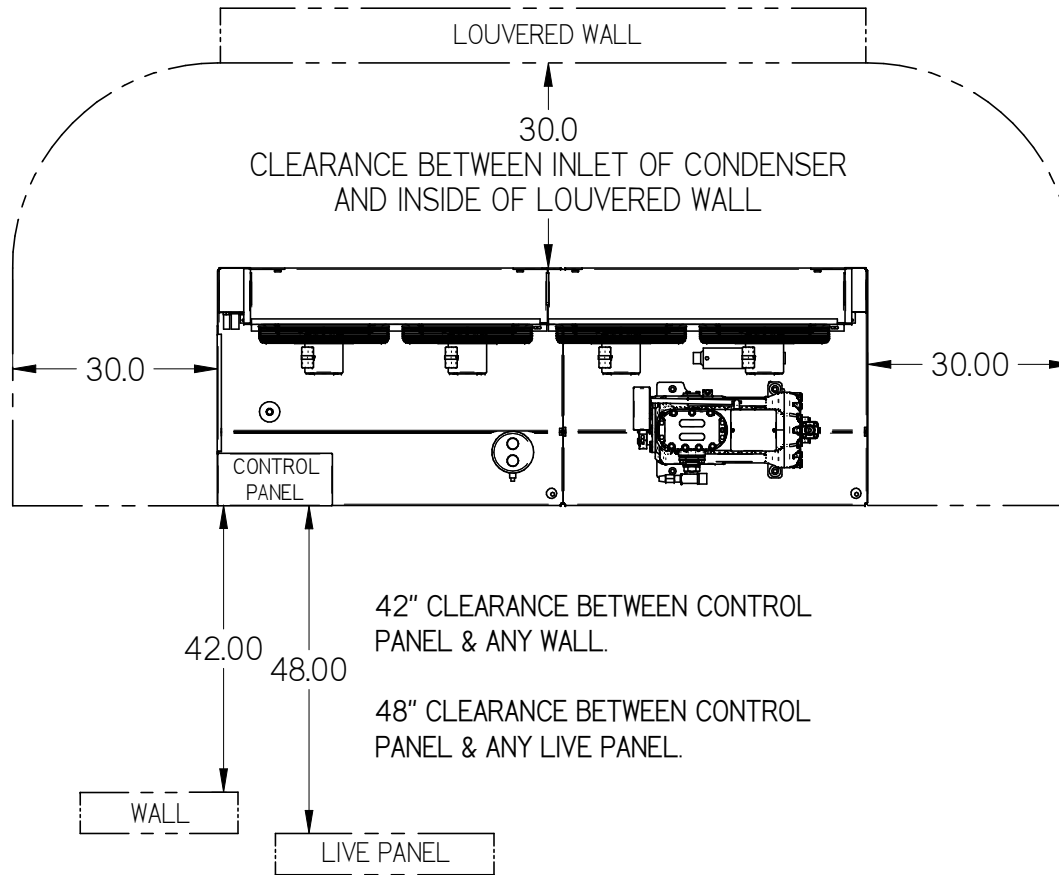
H SERIES EXTRA  
LARGE INDOOR HD  
BASE

DOC PD-00000012 REV B

SWIN10 SUBMITTAL SHEET SIZE D

**MINIMUM CLEARANCE REQUIREMENTS:**

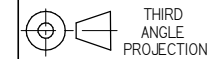
ACTUAL CLEARANCE REQUIREMENTS ARE DEPENDENT UPON AUTHORITY HAVING JURISDICTION, AND MAY EXCEED DIMENSIONS SHOWN.



NOTES:

1. IT IS THE RESPONSIBILITY OF THE INSTALLING CONTRACTOR TO ENSURE THAT THE FINAL EQUIPMENT INSTALLATION MEETS ALL APPLICABLE CODE REQUIREMENTS.
2. ILLUSTRATION SHOWN IS FOR GENERAL REPRESENTATION ONLY. ACTUAL PRODUCT WILL VARY DEPENDENT UPON APPLICATION.
3. OVERALL DIMENSIONS: 101.1 L X 34.8 W X 62.1 H.

DIMENSIONS ARE IN INCHES.  
DATE DRAWN: 2017/09/14



**HUSSmann®**

H SERIES EXTRA  
LARGE INDOOR HD  
BASE

INFORMATION SUBJECT TO CHANGE

SHEET 3 OF 3

DOC PD-000000012 REV B

SHEET 10 SUBMITTAL SHEET SIZE D