

HUSSMANN® Specialty Products

IM-05-XN-R

IM-05-R



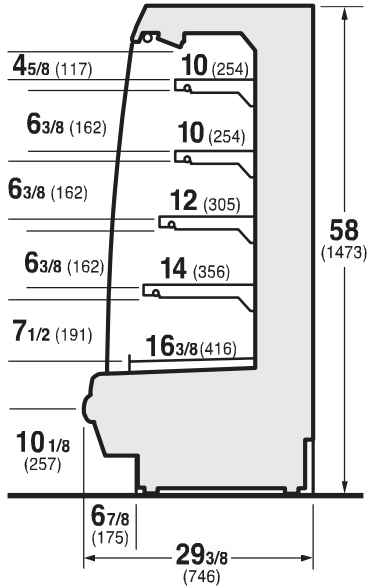
MEDIUM TEMP MULTI-DECK ISLAND TYPE II CONDITIONS

Isla - IM-05-(EN or CN)(XX)-R CASE MODULES [ISLA](CHINO)

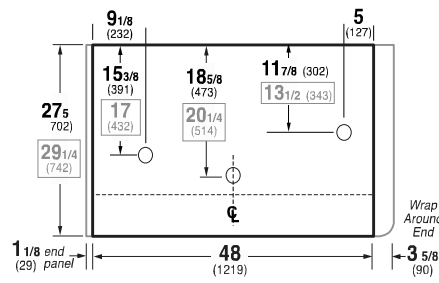
DOE 2012 Energy Efficiency Compliant
Husmann refrigerated merchandisers configured for sale for use in the United States meet or surpass the requirements of the DOE 2012 energy efficiency standards.

IM-05-NR

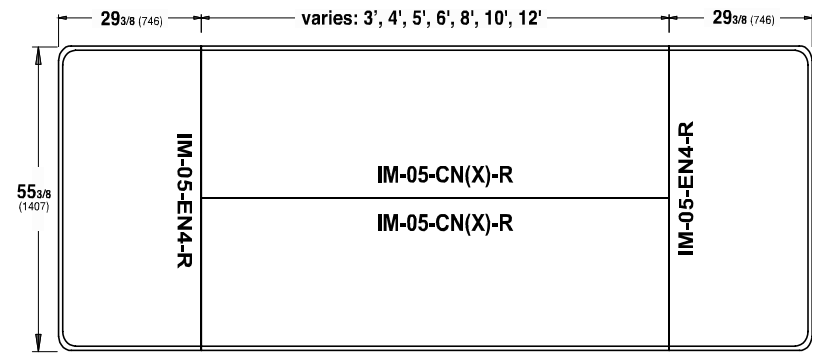

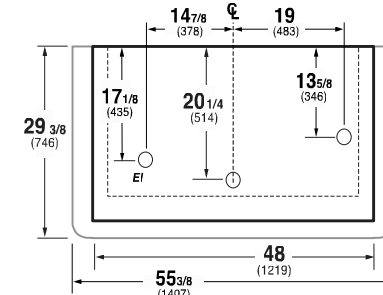
Isla Narrow Multi-Deck Self-Service



IM-C-NR Center Module / IM-I-NR In-line Module



IM-E-NR End Module



REFRIGERATION DATA:

MODULE LENGTH	CASE USAGE	CAPACITY *** (BTU/HR/TOTAL)		TEMPERATURE (°F)									VELOCITY (FT/MIN)	EST. REFG. CHRG. (LBS)	GLYCOL REQUIREMENTS (GPM, PSI)		PAR- PARALLEL CONV- CONVENTIONAL N/A - NOT AVAILABLE TBD - TO BE DETERMINED
				EVAPORATOR***			UNIT SIZING*			DISCHARGE AIR (T5 LIGHTS DELI, LED'S MEAT)							
				PAR	CONV	UNLIGHTED	T5 LIGHTED	L.E.D. LIGHTED	UNLIGHTED	T5 LIGHTED	L.E.D. LIGHTED	PAR					
3'	DELI/DAIRY	5070	5831	22	NA	21	20	NA	19	30	30	200-250	1.4	1.0	1.6		
4'	DELI/DAIRY	6760	7774	22	NA	21	20	NA	19	30	30	200-250	1.9	1.3	2.8		
5'	DELI/DAIRY	8450	9718	22	NA	21	20	NA	19	30	30	200-250	2.3	1.7	4.4		
6'	DELI/DAIRY	10140	11661	22	NA	21	20	NA	19	30	30	200-250	2.8	2.0	2.1		
8'	DELI/DAIRY	13520	15548	22	NA	21	20	NA	19	30	30	200-250	3.7	2.7	3.6		
10'	DELI/DAIRY	16900	19435	22	NA	21	20	NA	19	30	30	200-250	4.6	3.4	5.4		
12'	DELI/DAIRY	20280	23322	22	NA	21	20	NA	19	30	30	200-250	5.6	4.0	4.4		

*2° F less than evaporator for pressure loss in refrigerant lines

****REFRIGERATION DATA CONTINUED:

ELEC. THERMOSTAT / AIR SENSOR SETTINGS			EPR SETTINGS			CONVENTIONAL COMPRESSOR SETTINGS					
USAGE	CUT IN (°F)	CUT OUT (°F)	R22 (PSIG)	R404A (PSIG)	R407A (PSIG)	R22		R404A		R407A	
						CUT IN (PSI)	CUT OUT (PSI)	CUT IN (PSI)	CUT OUT (PSI)	CUT IN (PSI)	CUT OUT (PSI)
DELI/DAIRY	28.0	26.0	45.4	58.3	44.7	40.0	10.0	40.0	10.0	40.0	10.0

*** REFRIGERATION NOTES:

- 1) TEST CONDITIONS: 80°F/55% RH
- 2) SUBJECT TO CHANGE BASED ON DESIGN CHANGES
- 3) ADD 10 BTU'S PER FOOT/PER SHELF OR CANOPY FOR OPTIONAL LED LIGHTS

**** REFRIGERATION NOTES CONT:

- 4) SPECS DO NOT INCLUDE LIGHTS

MODULE NOMENCLATURE KEY:	
IM =	ISLA MODULE
04 =	50" HIGH
E or C =	END or CENTER CASE
(XX) =	(MODULE LENGTH IN FEET)
R =	REFRIGERATED SELF SERVICE MULTIDECK
EXAMPLE	MODULE, 50" HIGH, REFRIGERATED SELF SERVICE MULTI-DECK

ELECTRICAL DATA:

LIGHTING: 120V INPUT VOLTAGE

STANDARD FANS AND HEATERS (120 VOLT)

MODULE LENGTH	# EVAP. FANS	TOTAL STANDARD FANS		TOTAL EE FANS		T5 CANOPY LIGHTS (DELI ONLY)		L.E.D. CANOPY LIGHTS		# ROWS	T5 SHELF LIGHTS (DELI ONLY)		L.E.D. SHELF LIGHTS		T5 TOTAL LIGHTS (DELI ONLY)		L.E.D. TOTAL LIGHTS		ANTI-SWEAT HEATERS GLASS HEATERS		AIR SWEEP HEATER	
		AMPS	WATTS	AMPS	WATTS	AMPS	WATTS	AMPS	WATTS		AMPS	WATTS	AMPS	WATTS	AMPS	WATTS	AMPS	WATTS	AMPS	WATTS	AMPS	WATTS
3'	1	N/A	N/A	0.30	18.0	N/A	N/A	0.08	9.0	4	N/A	N/A	0.33	36.0	N/A	N/A	0.42	45.0	N/A	N/A	N/A	N/A
4'	1	N/A	N/A	0.30	18.0	N/A	N/A	0.11	12.0	4	N/A	N/A	0.44	48.0	N/A	N/A	0.56	60.0	N/A	N/A	N/A	N/A
5'	1	N/A	N/A	0.30	18.0	N/A	N/A	0.14	15.0	4	N/A	N/A	0.56	60.0	N/A	N/A	0.69	75.0	N/A	N/A	N/A	N/A
6'	2	N/A	N/A	0.60	36.0	N/A	N/A	0.17	18.0	4	N/A	N/A	0.66	72.0	N/A	N/A	0.83	90.0	N/A	N/A	N/A	N/A
8'	2	N/A	N/A	0.60	36.0	N/A	N/A	0.22	24.0	4	N/A	N/A	0.89	96.0	N/A	N/A	1.11	120.0	N/A	N/A	N/A	N/A
10'	2	N/A	N/A	0.60	36.0	N/A	N/A	0.28	30.0	4	N/A	N/A	1.10	120.0	N/A	N/A	1.39	150.0	N/A	N/A	N/A	N/A
12'	3	N/A	N/A	0.90	54.0	N/A	N/A	0.33	36.0	4	N/A	N/A	1.33	144.0	N/A	N/A	1.67	180.0	N/A	N/A	N/A	N/A

ELECTRICAL DATA CONTINUED:

MODULE LENGTH	CONDENSING UNIT 208V 1 PHASE		CONVENIENCE OUTLETS		
	AMPS	WATTS	#OUTLETS	VOLTS	AMPS
3'	N/A	N/A	N/A	N/A	N/A
4'	N/A	N/A	N/A	N/A	N/A
5'	N/A	N/A	N/A	N/A	N/A
6'	N/A	N/A	N/A	N/A	N/A
8'	N/A	N/A	N/A	N/A	N/A
10'	N/A	N/A	N/A	N/A	N/A
12'	N/A	N/A	N/A	N/A	N/A

DEFROST DATA:

MODULE LENGTH	DEFROST TYPE	TIME (MIN.)	TERM. TEMP (°F) COIL ONLY	DRIP TIME (MIN.)	DEFROST DAY PER	ELECTRICAL DEFROST 208V 1 PHASE		DEFROST WATER (LB/DAY)
						AMPS	WATTS	
3'	OFF TIME	20	52	N/A	6	N/A	N/A	39
4'	OFF TIME	20	52	N/A	6	N/A	N/A	52
5'	OFF TIME	20	52	N/A	6	N/A	N/A	65
6'	OFF TIME	20	52	N/A	6	N/A	N/A	78
8'	OFF TIME	20	52	N/A	6	N/A	N/A	104
10'	OFF TIME	20	52	N/A	6	N/A	N/A	130
12'	OFF TIME	20	52	N/A	6	N/A	N/A	156

OPTIONS/NOTES:

- Single point mechanical connections
- TX valves
- Liquid Hand Valves
- Standard Shelves: Upper Shelf 12"; Bottom Shelf 16"
- Standard 50" height
- Black bumper and black interior
- PTM