

HUSSMANN[®] *Excel*

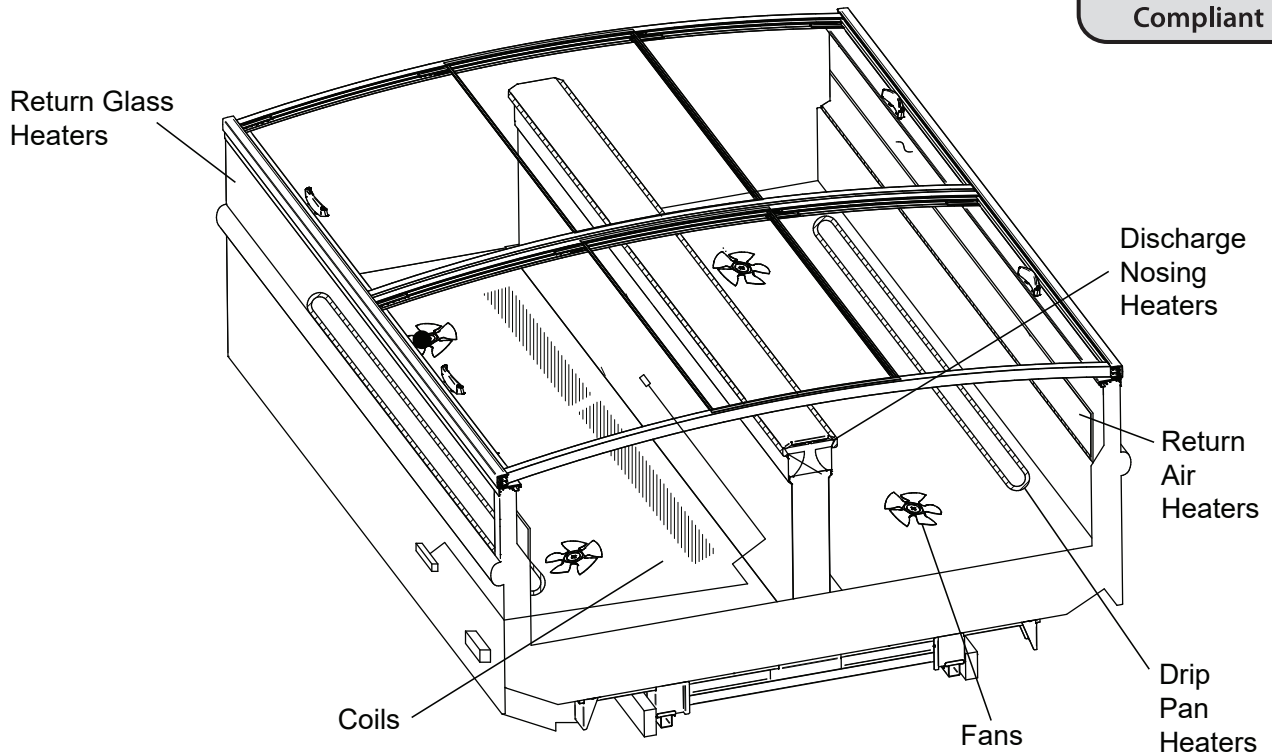


FWG-L

Technical Data Sheet
P/N 0523827_F

NSF[®] Certified
June 2021

DOE 2017
Energy Efficiency
Compliant



Scan the QR code on your mobile device to access additional product information or order parts.

Parts may also be ordered at:

parts.hussmann.com

Call toll free: 1.855.487.7778

We reserve the right to change or revise specifications and product design in connection with any feature of our products. Such changes do not entitle the buyer to corresponding changes, improvements, additions or replacements for equipment previously sold or shipped.

Data sheet-Excel FWG-L

Note: Revision F: Updated lid information.

©2021 HUSSMANN CORPORATION • BRIDGETON, MO 63044-2483 U.S.A.
U.S. & CANADA 1-800-922-1919 • MEXICO 1-800-890-2900 • WWW.HUSSMANN.COM

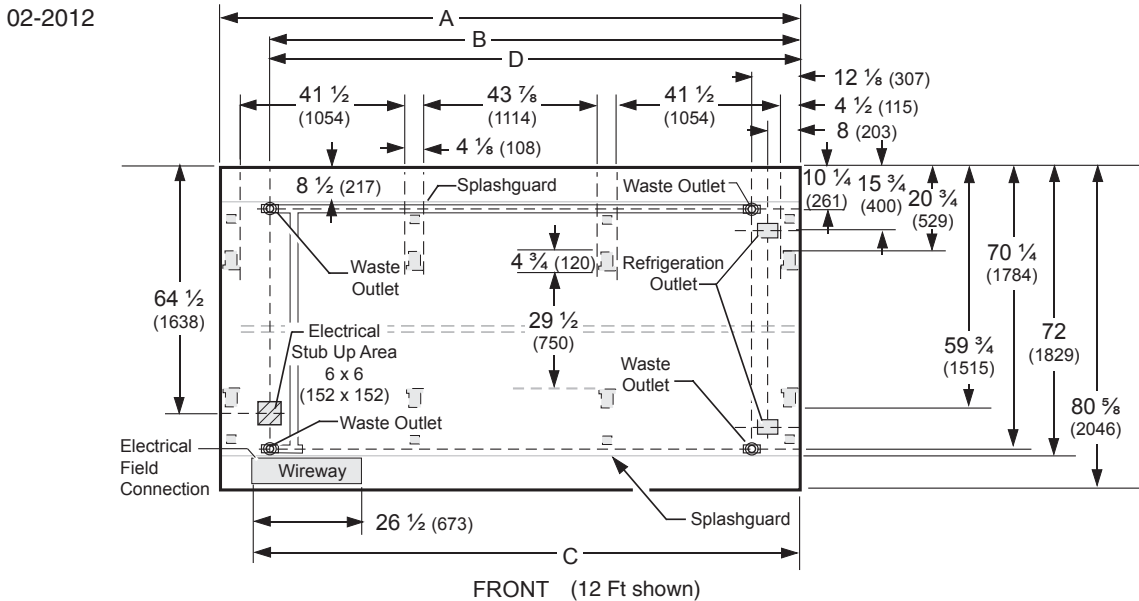
Spanish P/N 0538943

Engineering Plan Views

PHYSICAL DATA	
Merchandiser Drip Pipe (in.)	1 1/4
Merchandiser Liquid Line (in.)	3/8
Merchandiser Suction Line (in.)	5/8

Low / Medium Temperature Wide Island

Dimensions shown as inches & (mm).



	4 ft	6 ft	8 ft	12 ft
General				
(A) Case Length (<i>without ends or partitions</i>) (Each end and insulated partition adds 2 in. (51 mm) to case line up.) Maximum O/S dimension of case back to front (<i>includes bumper</i>)	48 1/4 (1226)	73 3/4 (1874)	96 3/8 (2448)	144 1/2 (3670)
Back of case to front of splashguard	80 5/8 (2046)	80 5/8 (2046)	80 5/8 (2046)	80 5/8 (2046)
Back of case to O/S edge of front leg	72 (1829)	72 (1829)	72 (1829)	72 (1829)
Distance between edges of external legs and center legs	59 3/4 (1515)	59 3/4 (1515)	59 3/4 (1515)	59 3/4 (1515)
Distance between edges of center legs	NA	30 1/4 (768)	41 1/2 (1054)	41 1/2 (1054)
Distance between front legs and splashguard	NA	NA	NA	43 7/8 (1114)
	12 3/8 (312)	12 3/8 (312)	12 3/8 (312)	12 3/8 (312)
Electrical Service <input checked="" type="checkbox"/> (<i>Electrical Field Wiring connection point</i>)				
(B) RH End of case to center of stub up area Back of case to center of stub up area Length of electrical wireway Wireway	36 1/8 (918) 64 1/2 (1638) 26 1/2 (673)	61 5/8 (1565) 64 1/2 (1638) 26 1/2 (673)	84 1/4 (2140) 64 1/2 (1638) 26 1/2 (673)	132 3/8 (3363) 64 1/2 (1638) 26 1/2 (673)
(C) RH End of case to LH end of wireway	40 1/2 (1029)	67 1/2 (1715)	90 1/8 (2289)	138 1/4 (3511)
Waste Outlets (<i>One each end</i>) <input checked="" type="checkbox"/>				
(D) RH End of case to the center of LH waste outlet RH End of case to the center of RH waste outlet Back O/S of case to center of waste outlets Schedule 40 PVC drip pipe	36 1/8 (918) 12 1/8 (307) 70 1/4 (1784) 1 1/4 (32)	61 5/8 (1565) 12 1/8 (307) 70 1/4 (1784) 1 1/4 (32)	84 1/4 (2140) 12 1/8 (307) 70 1/4 (1784) 1 1/4 (32)	132 3/8 (3363) 12 1/8 (307) 70 1/4 (1784) 1 1/4 (32)
Refrigeration Outlet <input type="checkbox"/>				
Back of case to center of front refrigeration outlet Back of case to center of rear refrigeration outlet RH end of case to center of refrigeration outlet	64 7/8 (1646) 15 3/4 (400) 8 (203)	64 7/8 (1646) 15 3/4 (400) 8 (203)	64 7/8 (1646) 15 3/4 (400) 8 (203)	64 7/8 (1646) 15 3/4 (400) 8 (203)

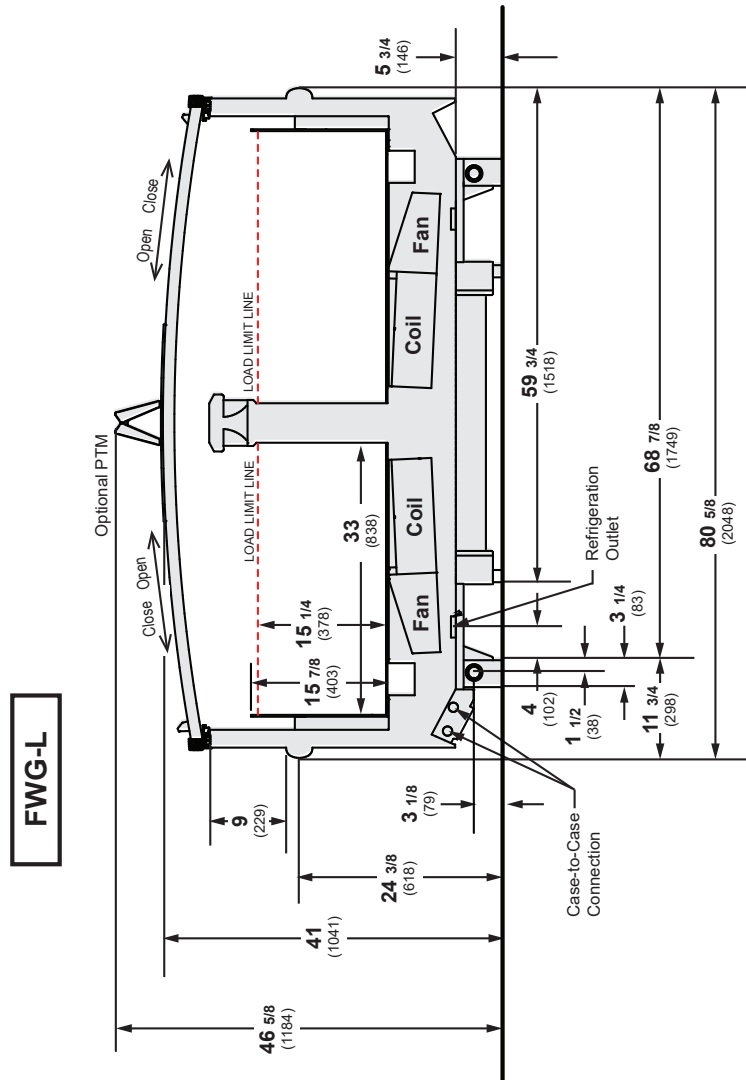


Hussmann refrigerated merchandisers configured for sale for use in the United States meet or surpass the requirements of the DOE 2017 energy efficiency standards.

Excel FWG-L
Low / Medium Temperature

REFRIGERATION DATA§**

Dimensions shown as inches & (mm).



FWG-L

Estimated Charge ****

4 ft	1.7 lb	27 oz	0.8 kg
6 ft	2.1 lb	34 oz	1.0 kg
8 ft	2.5 lb	40 oz	1.1 kg
12 ft	3.7 lb	59 oz	1.7 kg

****This is an average for all refrigerant types. Actual refrigerant charge may vary by approximately half a pound (8 oz/0.2 kg).

NSF Certification

This merchandiser model is manufactured to meet NSF/ANSI (National Sanitation Foundation) Standard #7 requirements for construction, materials & cleanability.

Note: This data is based on store temperature and humidity that does not exceed 75°F and 55% R.H.

	MED	FF	IC
Discharge Air (°F)	+32	-10	-16
Evaporator (°F)	+25	-18	-24
Unit Sizing (°F)	+23	-21	-27

§ Average evaporator temperature shown. Use dew point for high glide refrigerants for unit sizing. Care should be taken to use the dew point in PT tables for measuring and adjusting superheat. Adjust evaporator pressure as needed to maintain discharge air temperature shown.

Btu/hr/ft *	MED	FF	IC
PARALLEL	220	275	330
CONVENTIONAL	225	285	345

* Add 3 Btu/hr/ft for LED lighting.

**Dual temperature operation kits are not suitable for ice cream temperature applications.

DEFROST DATA

	MED	FF	IC
Frequency (hr)	24	24	24
Defrost Water (lb/ft/day)	0.6	0.6	0.5

(± 15% based on case configuration and product loading).

ELECTRIC	MED	FF	IC
Temp Term (°F)	48	48	48
Failsafe (minutes)	30	50	60

GAS	MED	FF	IC
Duration (minutes)	NA	15	18

OFFTIME Not Recommended

Standard Defrost Thermostat

Close on rise: close 48°F — open 33°F

CONVENTIONAL CONTROLS

Low Pressure Backup Control — CI/CO **

MED	+28°F / +16°F
FF	-15°F / -27°F
IC	-21°F / -33°F

Indoor Unit Only, Pressure Defrost Termination***

Not Recommended

***Use a Temperature Pressure Chart to determine PSIG conversions.

Excel FWG-L Low / Medium Temperature

Electrical Data

			4 ft	6 ft	8 ft	12 ft				
Number of Fans – 4W Evaporator			2	2	4	4				
			Amperes				Watts			
			4 ft	6 ft	8 ft	12 ft	4 ft	6 ft	8 ft	12 ft
Evaporator Fans										
120V	50/60Hz	Standard Energy Efficient	0.24	0.24	0.48	0.48	16	16	32	32
230V	50/60Hz	Standard Energy Efficient	0.12	0.12	0.24	0.24	16	16	32	32
230V	60Hz	Export	0.30	0.30	0.60	0.60	48	48	96	96
230V	50Hz	Export	0.36	0.36	0.72	0.72	54	54	108	108
Anti-sweat Heaters (on fan circuit)										
120V	50/60Hz	Standard	0.62	0.92	1.22	1.84	74	110	144	218
230V	50/60Hz	Export	0.32	0.48	0.62	0.94	74	110	144	218
Minimum Circuit Ampacity										
120V	50/60Hz	Standard Energy Efficient	1.06	1.36	1.90	2.52				
230V	50/60Hz	Standard Energy Efficient	0.64	0.80	1.06	1.38				
230V	60Hz	Export	0.82	0.98	1.42	1.74				
230V	50Hz	Export	0.88	1.04	1.54	1.86				
Maximum Over Current Protection 120V			20	20	20	20				
Maximum Over Current Protection 230V			15	15	15	15				
Return Glass Anti-sweat Heaters										
120V	50/60Hz	Standard	0.08	0.13	0.16	0.22	10	15	18	26
230V	50/60Hz	Export	0.04	0.07	0.08	0.12	10	15	18	26
208V Electric Defrost			8.75	13.07	15.38	23.07	1820	2720	3200	4800
230V Export Electric Defrost			7.91	11.83	13.91	20.87	1820	2720	3200	4800
120V Koolgas Defrost			2.50	2.67	3.33	6.66	300	320	400	800

ONLY LIGHTING CONFIGURATIONS THAT ARE COMPLIANT WITH THE U.S. DEPT. OF ENERGY (DOE) 2017 REGULATION ARE AVAILABLE FOR SALE FOR USE IN THE U.S.A.

Standard Lighting

None

Optional Lighting

LED	120V	50/60Hz	0.17	0.34	0.34	0.50	20	40	40	60
-----	------	---------	------	------	------	------	----	----	----	----

Please note: some combinations of fluorescent lights on this case model may not be compliant with DOE 2017 and may not be available to order in the US and Canada. More lighting options are available with LED lights. The Hussmann Product Configurator will not allow lighting options that do not comply with the DOE 2017 standards.

Product Data

Recommended Usable Cube ¹ (Cu Ft/Ft)	7.28 ft ³ /ft (0.68 m ³ /m)
AHRI Total Display Area ² (Sq Ft/Ft)	5.98 ft ² /ft (1.82 m ² /m)
Shelf Area ³ (Sq Ft/Ft)	5.50 ft ² /ft (1.68 m ² /m)

- ¹ AHRI Refrigerated Volume less shelving and other unusable space: Refrigerated Volume/Unit of Length, ft³/ft [m³/m]
- ² Computed using AHRI 1200 standard methodology: Total Display Area, ft² [m²]/Unit of Length, ft [m]
- ³ Shelf surface area is composed of bottom deck plus standard shelf complement, as shown in the Hussmann **Product Reference Guide**. The standard shelf complement for this model is NONE.

ESTIMATED SHIPPING WEIGHT ⁴

Case	4 ft	6 ft	8 ft	12 ft	Solid End (each)
lb (kg)	1103 (501)	1340 (609)	1590 (722)	1880 (855)	75 (34)

⁴ Actual weights will vary according to optional kits included.

Glass Lid Replacement Parts

FW4GL, FW8GL, FW12GL GLASS ASSEMBLIES

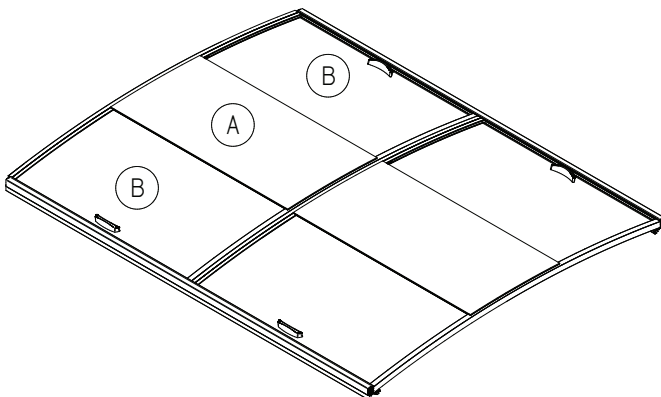
- A. Glass Assembly - FXD 4 foot, FW
Glass Assembly - FXD Door, L, R, 4 foot, FW
Glass Assembly - FXD Door, Narrow, WDO, 4 foot, FW
- B. Glass Assembly - 4 foot, FW
Glass Assembly - L, R, 4 foot, FW
Glass Assembly - Narrow, WDO, 4 foot, FW


FW6GL GLASS ASSEMBLIES

- A. Glass Assembly - FXD 4 foot, FW
Glass Assembly - FXD Door, L, R, 4 foot, FW
- B. Glass Assembly - 4 foot, FW
Glass Assembly - L, R, 4 foot, FW

L, R door only apply when the flat end is used.

Narrow WDO only apply when the flat end is used on both sides with a 4 foot case.



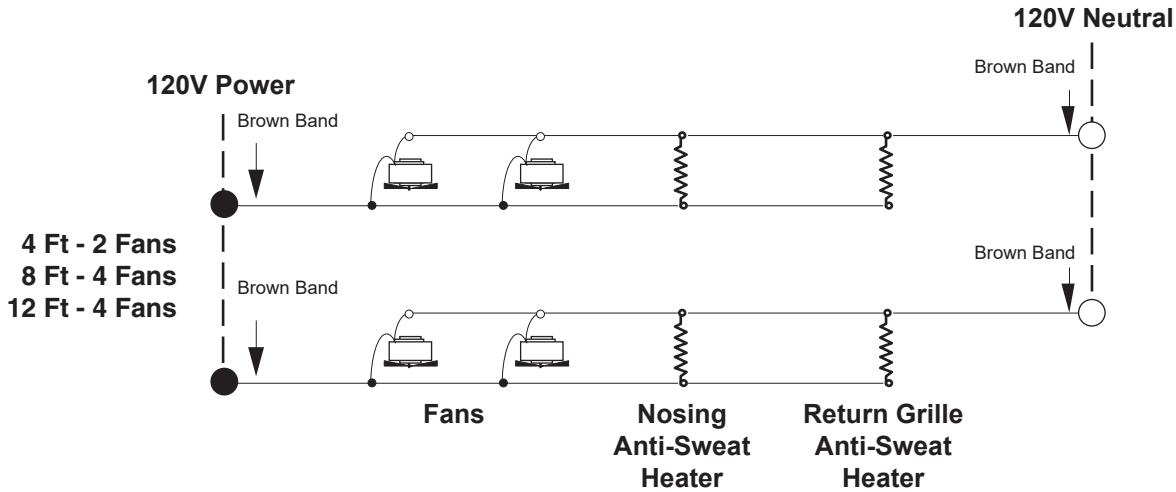


Scan the QR code on your mobile device to access additional product information or order parts.

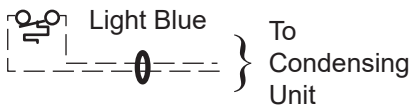
Parts may also be ordered at:

parts.hussmann.com
Call toll free: 1.855.487.7778

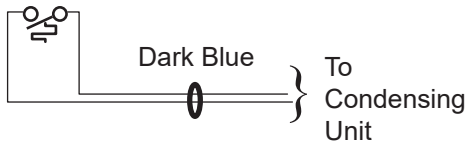
Electric Defrost – Standard



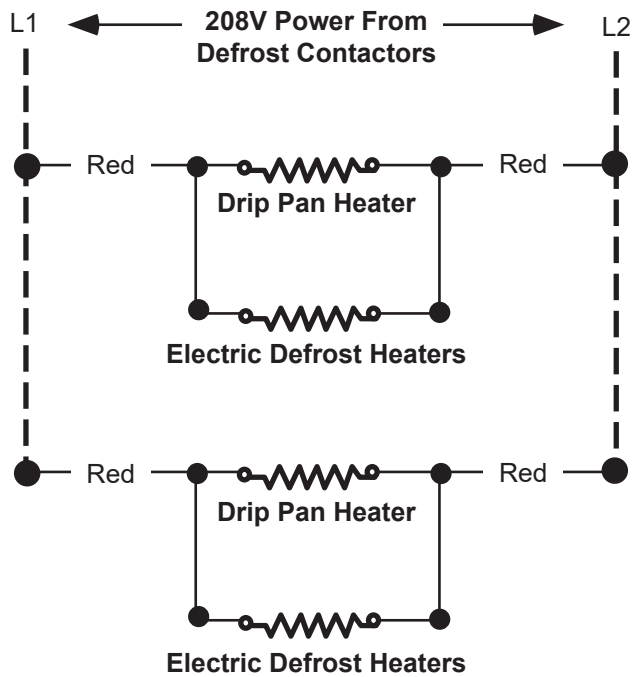
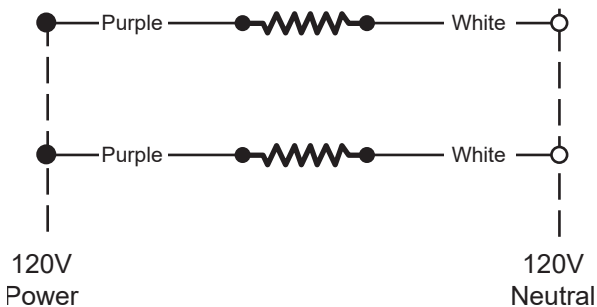
Refrigeration Thermostat (Optional)



Defrost Termination Thermostat



Return Glass Anti-Sweat Heater

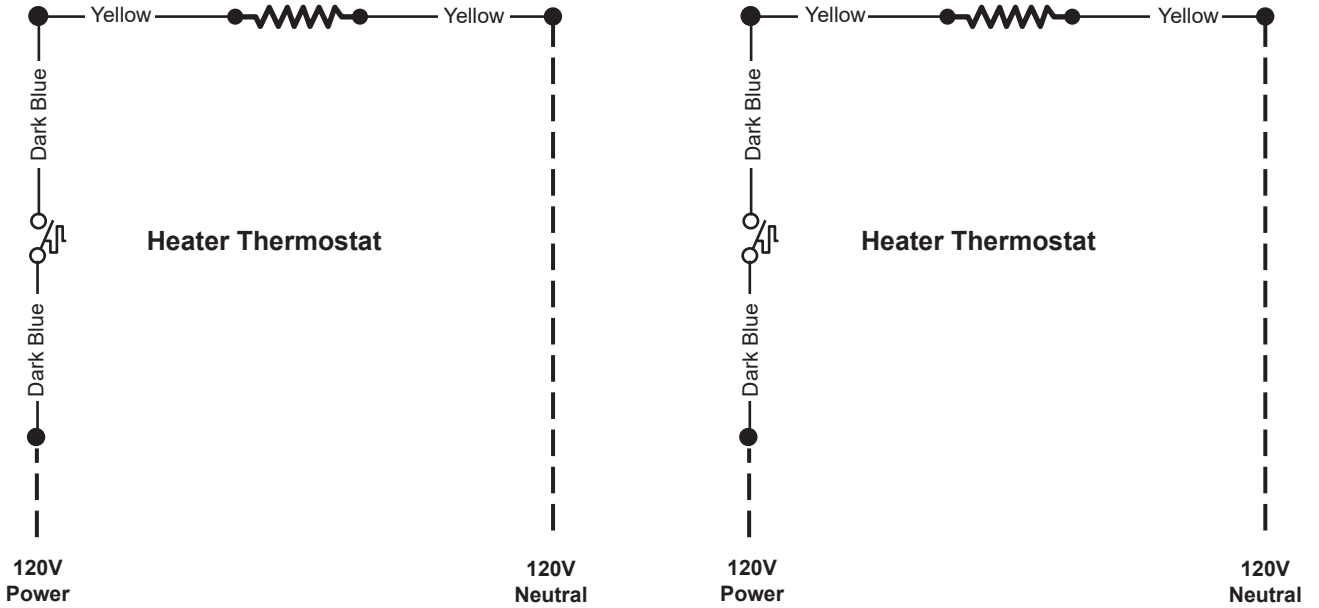


WARNING

All components must have mechanical ground, and the merchandiser must be grounded.

Gas Defrost – Optional

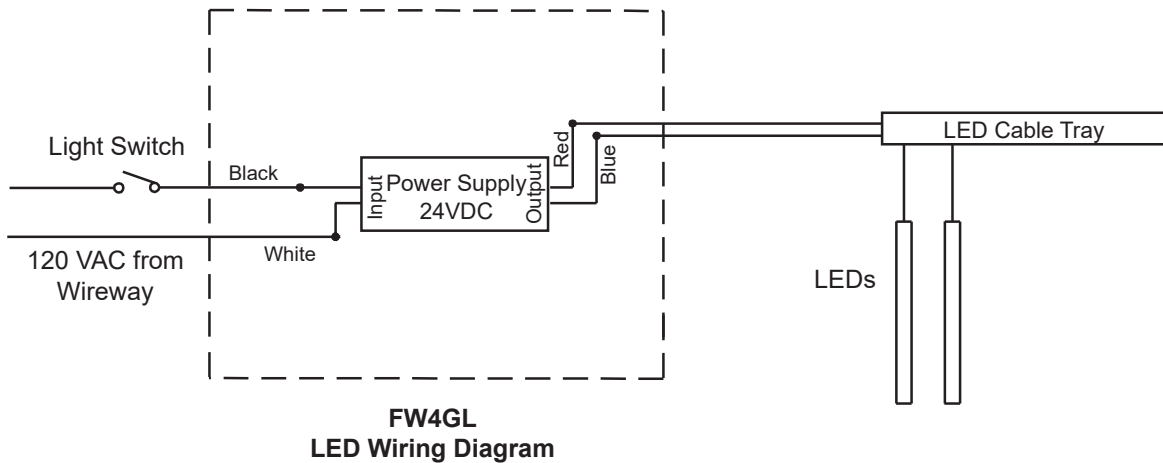
120V Drip Pan Heater — Koolgas Only



WARNING

All components must have mechanical ground, and the merchandiser must be grounded.
 Grayed components in 12 foot models only.

Optional LED Lighting Wiring Diagrams



Optional LED Lighting Wiring Diagrams

