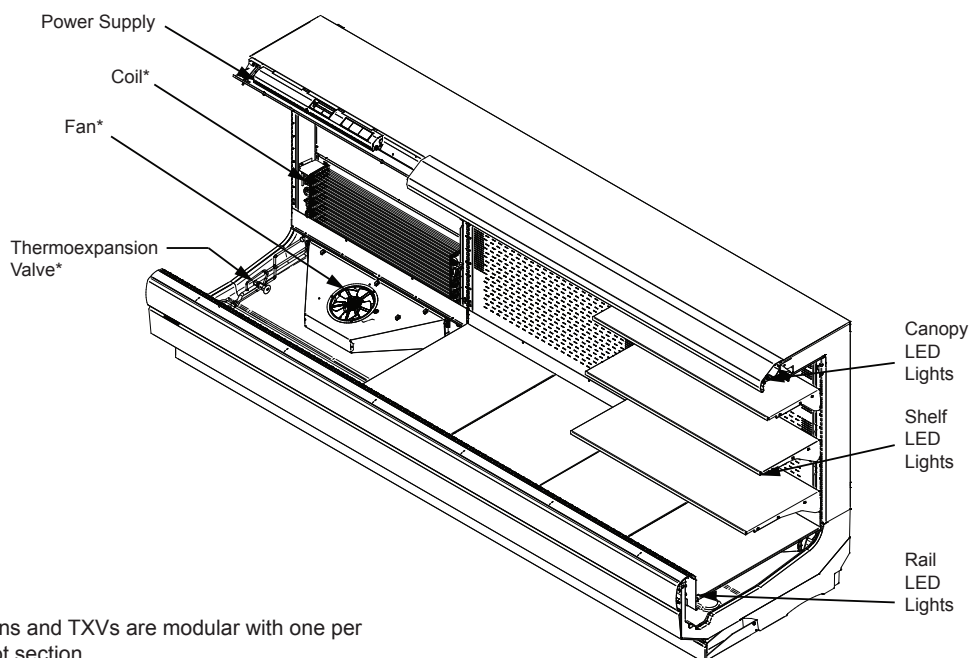


*Insight standard field electrical connections  
are at the bottom of the merchandiser*

**DOE 2017**  
Energy Efficiency  
Compliant



\*Coils, fans and TXVs are modular with one per 3 or 4 foot section.

Portion of parts removed for clarity.

12 foot merchandiser shown.

## NSF Certification

This merchandiser model is manufactured to meet NSF/ANSI (National Sanitation Foundation) Standard #7 requirements for construction, materials and cleanability.

Performance Data	Page 2	Estimated Shipping Weights	Page 6
Product Data (AHRI Statistics)	Page 2	Shelf Options	Page 6
Cross Section	Page 3	Replacement Parts List	Page 7
Plan View	Page 4	Wiring Diagrams	Page 8
Electrical Loads	Page 5	Computing Refrigeration and Electrical Load	Page 11
		Revision History	Page 11

## Data sheet-Insight IC3BM

We reserve the right to change or revise specifications and product design in connection with any feature of our products. Such changes do not entitle the buyer to corresponding changes, improvements, additions or replacements for equipment previously sold or shipped.

## Refrigeration Data<sup>1</sup>

IC3BM		Optimal Shelf Life			Energy Comparison
Application		Dairy/Deli/ Beverage/ Produce	Convertible/ Meat	NSF Type 2 Ambient <sup>4</sup>	AHRI 1200 Rating Point <sup>5</sup>
Unlit Shelves	Discharge Air °F (°C)	32 (0)	31 (-0.55)	30 (-1.11)	34 (1.11)
	Average Evaporator °F (°C) <sup>2</sup>	28 (-2.22)	27 (-2.77)	26 (-3.33)	31 (-0.55)
	Parallel Btu/hr/ft (Watts/m) <sup>5</sup>	848 (815)	784 (754)	1040 (1000)	738 (710)
	Conventional Btu/hr/ft (Watts/m) <sup>5</sup>	925 (889)	855 (822)	1135 (1091)	805 (774)
Lit Shelves	Discharge Air °F (°C)	31 (-0.55)	30 (-1.11)	29 (-1.66)	34 (1.11)
	Average Evaporator °F (°C) <sup>2</sup>	27 (-2.77)	26 (-3.33)	25 (-3.88)	30 (-1.11)
	Parallel Btu/hr/ft (Watts/m) <sup>6,7</sup>	853 (820)	788 (758)	1050 (1009)	743 (714)
	Conventional Btu/hr/ft (Watts/m) <sup>6,7</sup>	930 (894)	860 (827)	1145 (1101)	810 (779)
Fan Speed <sup>8</sup>	IC3BM6 (8.25")	1200 <sup>8</sup>	1200 <sup>8</sup>	1400 <sup>8</sup>	1200 <sup>8</sup>
	IC3BM4, 8, 12 (8.25")	1200 <sup>8</sup>	1200 <sup>8</sup>	1400 <sup>8</sup>	1200 <sup>8</sup>

### Notes:

- All data based on store temperature and humidity that does not exceed NSF Type 1 ambient conditions of 75°F and 55% relative humidity except where noted.
- Average evaporator temperature shown. Use dew point for high glide refrigerants for unit sizing. Care should be taken to use the dew point in PT tables for measuring and adjusting superheat. Adjust evaporator pressure as needed to maintain discharge air temperature shown.
- For DX CO<sub>2</sub> applications the average evaporator temperature may be lowered by 2°F but not more than 5°F. An EPR valve should be used if the system suction temperature is more than 5 degrees below the published case evaporator temperature. A 31°F flash tank temperature with a 24°F evaporator temperature is used when sizing default EEV selections to provide a minimum pressure drop across the valve of approximately 50 psig. For operating conditions that provide a pressure drop across the valve above 65 psig or below 35 psig, the electronic expansion valve size should be determined using the valve vendor sizing program and selected from the pull down list in the Hussmann Product Configurator (HPC).
- Data for operation in NSF Type 2 ambient of 80°F and 55% relative humidity.
- AHRI 1200 Rating Point for energy consumption comparison only.
- Subtract 120 Btu/hr/ft (115.4 Watts/m) for front glass (on applicable models).
- Add 10 Btu/hr/ft (9.6 Watts/m) per shelf row for LED shelf light fixtures.
- Some lengths and/or applications require optional fan speed control kits applied by the Hussmann Product Configurator.

## Defrost Data

**Frequency** (hours between defrost) 4  
**Defrost Water** <sup>9</sup> 6.3 lb/ft/day  
 (9.4 kg/m)

<sup>9</sup> (± 15% based on case configuration and product loading).

**OFFTIME** **IC3BM**  
**Time (minutes)** 20

**ELECTRIC OR GAS** Not Available

## Conventional Controls

**IC3BM**  
**Low Pressure Backup**  
**Control CI/CO** <sup>10</sup>  
 20°F / 10°F  
 -6.7°C / -12.2°C

**Indoor Unit Only,**  
**Pressure Defrost**  
**Termination** <sup>9</sup>  
 48°F (8.9°C)

<sup>10</sup> Use a Temperature Pressure Chart to determine PSIG conversions.

## Estimated Charge <sup>11</sup>

	IC3BM
<b>4 ft</b>	0.6 lb 9.6 oz 0.3 kg
<b>6 ft</b>	1.1 lb 17.6 oz 0.5 kg
<b>8 ft</b>	1.5 lb 24 oz 0.7 kg
<b>12 ft</b>	2.9 lb 46.4 oz 1.3 kg

<sup>11</sup> This is an average for all refrigerant types. Actual refrigerant charge may vary by approximately half a pound.

## Product Data

**Gross Refrigerated Volume** <sup>12</sup> (Cu Ft/Ft) 6.2 ft<sup>3</sup>/ft (0.58 m<sup>3</sup>/m)

**AHRI Total Display Area** <sup>13</sup> (Sq Ft/Ft) 3.2 ft<sup>2</sup>/ft (0.97 m<sup>2</sup>/m)

**Shelf Area** <sup>14</sup> (Sq Ft/Ft) 6.84 ft<sup>2</sup>/ft (2.08 m<sup>2</sup>/m)

<sup>12</sup> AHRI Gross Refrigerated Volume: Refrigerated Volume/Unit of Length, ft<sup>3</sup>/ft [m<sup>3</sup>/m]

<sup>13</sup> Computed using AHRI 1200 standard methodology: Total Display Area, ft<sup>2</sup>/Unit of Length, ft [m]

<sup>14</sup> Shelf surface area is composed of bottom deck plus standard shelf complement for this model: (3) rows of shelves: 12-in., 16-in., 20-in.

Insight Multideck Merchandiser, Convertible,  
3 Display Levels, Bulk Bottom, Medium Height Front

**Insight IC3BM**  
Dairy / Delicatessen /  
Meat

**DOE 2017**  
Energy Efficiency  
Compliant

Husmann refrigerated merchandisers configured for sale for use in the United States meet or surpass the requirements of the DOE 2017 energy efficiency standards.

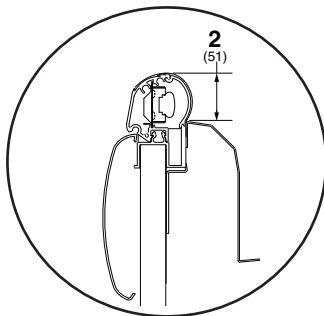
Dimensions shown as in. and (mm).

Shelf complement shown as tested:

Three rows of shelves (12-in., 16-in., 20-in.) spaced equally between bottom display pan and interior top panel.

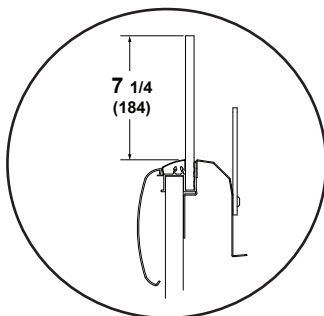
**IC3BM**

**OPTIONAL RAIL LIGHT**

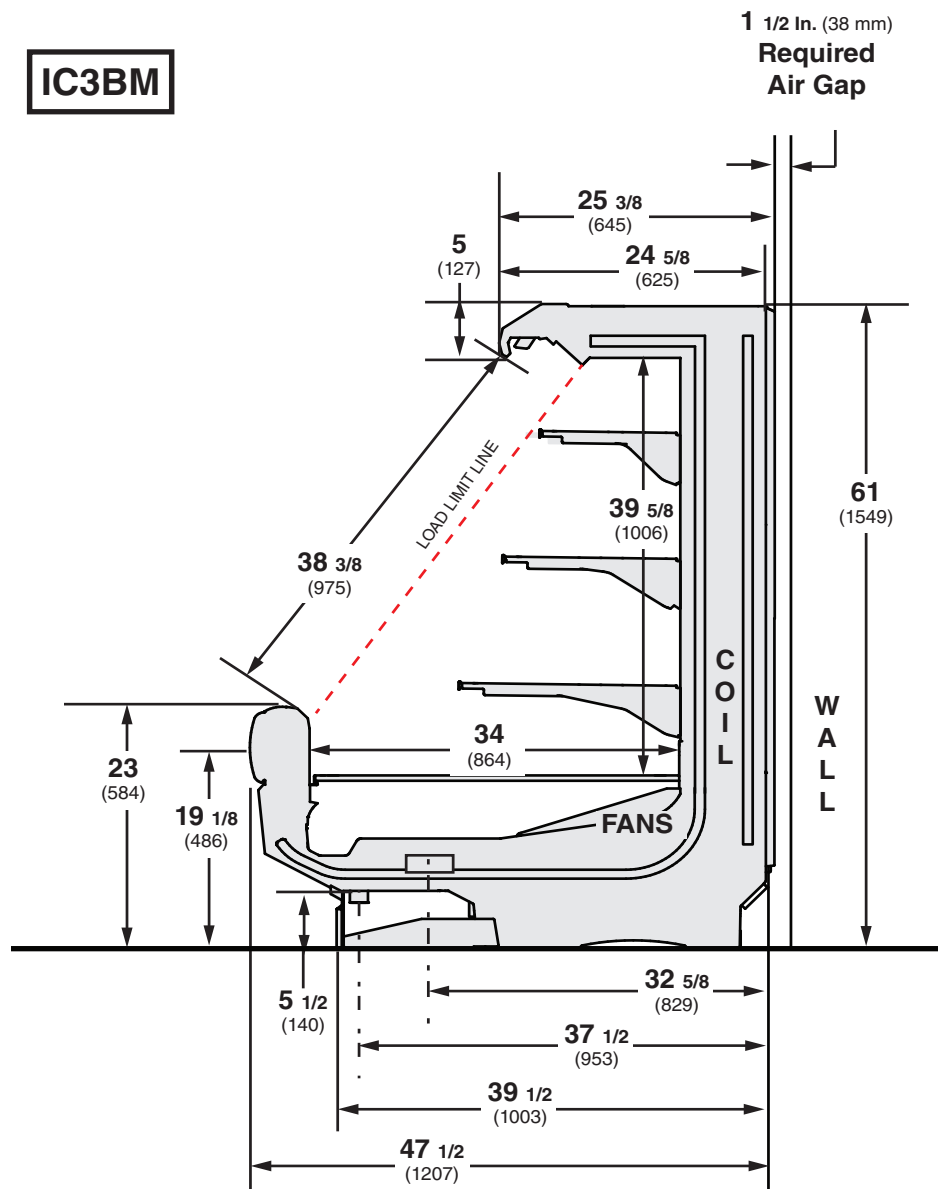


*Rail light cannot be used with glass front option.*

**OPTIONAL GLASS FRONT**



*Glass front cannot be used with rail light option.*



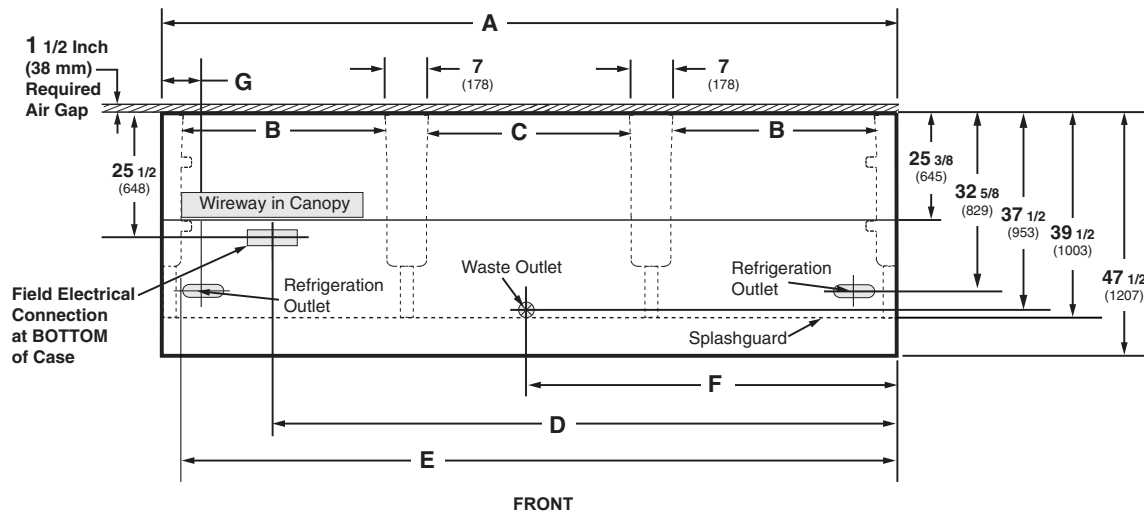
**NSF Certification**

This merchandiser model is manufactured to meet NSF/ANSI (National Sanitation Foundation) Standard #7 requirements for construction, materials and cleanability.

# Engineering Plan View

## IC3BM

Dimensions shown as in. and (mm).



(12 Foot Model shown above)

	4 ft	6 ft	8 ft	12 ft
<b>General</b>				
(A) Case Length ( <i>without ends or partitions</i> ) (Each end and insulated partition adds 1 1/2 in. (38 mm) to case line up.)	48 1/8 (1222)	72 1/4 (1835)	96 1/4 (2445)	144 3/8 (3668)
Maximum O/S dimension of case back to front ( <i>includes bumper</i> )	48 3/8 (1229)	48 3/8 (1229)	48 3/8 (1229)	48 3/8 (1229)
Back of case to front of splashguard	40 3/8 (1026)	40 3/8 (1026)	40 3/8 (1026)	40 3/8 (1026)
(B) Distance between edges of external legs and center legs	NA	29 (737)	41 (1041)	41 (1041)
(C) Distance between edges of center legs	41 1/8 (1045)	NA	NA	41 1/8 (1045)
Distance between front legs and splashguard	12 (305)	12 (305)	12 (305)	12 (305)
<b>Electrical Service</b> ( <i>Field Electrical Wiring Connection</i> )				
(D) RH End of case to center of Field Electrical Wiring Connection ( <i>bottom of case</i> )	30 3/8 (772)	54 1/2 (1384)	78 1/2 (1994)	126 5/8 (3216)
Back of case to center of Field Electrical Wiring Connection	25 1/2 (648)	25 1/2 (648)	25 1/2 (648)	25 1/2 (648)
Length of electrical wireway ( <i>canopy</i> )	32 3/8 (822)	22 1/2 (572)	32 3/8 (822)	32 3/8 (822)
(E) RH end of case to LH end of electrical wireway ( <i>canopy</i> )	44 1/8 (1121)	68 1/4 (1734)	92 1/4 (2343)	140 1/2 (3569)
<b>Waste Outlets</b>				
(F) RH End of case to the center of waste outlet	24 1/8 (613)	24 1/8 (613)	24 1/8 (613)	72 1/4 (1835)
Back O/S of case to center of waste outlet(s)	37 3/8 (950)	37 3/8 (950)	37 3/8 (950)	37 3/8 (950)
Schedule 40 PVC drip pipe	1 1/4 (32)	1 1/4 (32)	1 1/4 (32)	1 1/4 (32)
<b>Refrigeration Outlet</b>				
(G) Back of case to center of refrigeration outlet	32 7/8 (835)	32 7/8 (835)	32 7/8 (835)	32 7/8 (835)
End of case to center of refrigeration outlet	8 1/2 (216)	8 1/2 (216)	8 1/2 (216)	8 1/2 (216)

## Electrical Data

Number of Fans	4 ft	6 ft	8 ft	12 ft
8.25-in.	1	2	2	3

				Amperes				Watts			
Evaporator Fan				4 ft	6 ft	8 ft	12 ft	4 ft	6 ft	8 ft	12 ft
120V	60Hz	Energy Efficient		0.25	0.50	0.50	0.75	16	32	32	48
230V	50/60Hz	Energy Efficient		0.13	0.26	0.26	0.39	16	32	32	48

Minimum Circuit Ampacity							
120V	60Hz	Energy Efficient		0.45	0.70	0.70	0.95
230V	50/60Hz	Energy Efficient		0.33	0.46	0.46	0.59

Maximum Over Current Protection							
120V				20	20	20	20
230V				15	15	15	15

## Lighting

ONLY LIGHTING CONFIGURATIONS THAT ARE COMPLIANT WITH THE U.S. DEPT. OF ENERGY (DOE) 2017 REGULATION ARE AVAILABLE FOR SALE FOR USE IN THE U.S.A.

				Amperes				Watts			
				4 ft	6 ft	8 ft	12 ft	4 ft	6 ft	8 ft	12 ft
<b>STANDARD LIGHTING</b>											
<b>EcoShine II Canopy</b>											
1 Row EcoShine II				0.16	0.26	0.32	0.48	19.3	31.6	38.6	58.0
<b>OPTIONAL LIGHTING</b>											
<b>EcoShine II Canopy</b>											
1 Row EcoShine II HO				0.22	0.33	0.44	0.66	26.5	39.5	53.0	79.4
<b>EcoShine II Shelf</b>											
1 Row of Shelves				0.08	0.12	0.16	0.25	9.9	14.1	19.8	29.7
2 Rows of Shelves				0.16	0.23	0.33	0.49	19.8	28.2	39.5	59.3
3 Rows of Shelves				0.25	0.35	0.49	0.74	29.7	42.3	59.3	89.0
4 Rows of Shelves				0.33	0.47	0.66	0.99	39.5	56.4	79.1	118.6
<b>EcoShine II Rail Light</b>											
1 Row				0.08	0.12	0.16	0.25	9.9	14.1	19.8	29.7

120V Lighting Circuit Total = Standard Lighting + Total Optional Lighting + Optional Shelf Lighting

230V Lighting Circuit Total = Multiply 120V Lighting Circuit Total by 0.52

**Insight IC3BM**  
Dairy / Delicatessen/  
Meat

**ENDS or PARTITIONS**

*Each standard end and each insulated partition adds 1 1/2 in. (38 mm) to case line up. Optional view end with end bumper adds 3 3/4 in. (95 mm).*

**PHYSICAL DATA**

Merchandiser Drip Pipe (in.)	1 1/4
Schedule 40 PVC	
Merchandiser Liquid Line (in.)	3/8
Merchandiser Suction Line (in.)	5/8

**ESTIMATED SHIPPING WEIGHT †**

Case	4 ft	6 ft	8 ft	12 ft	Solid End (each)
<b>lb (kg)</b>	600 (272)	800 (363)	950 (431)	1100 (499)	75 (34)

† Actual weights will vary according to optional kits included.

## Shelf Options

Approved shelf sizes for standard (horizontal, 2-3 position brackets) displays:

12-inch  
14-inch  
16-inch  
18-inch  
20-inch

Contact engineering for non-standard (4 position brackets or other) display recommendations.

Minimum number of Shelves: 2

Optimal number of Shelves: 3

Maximum number of Shelves: 4

Maximum number of Lighted Shelves: 4

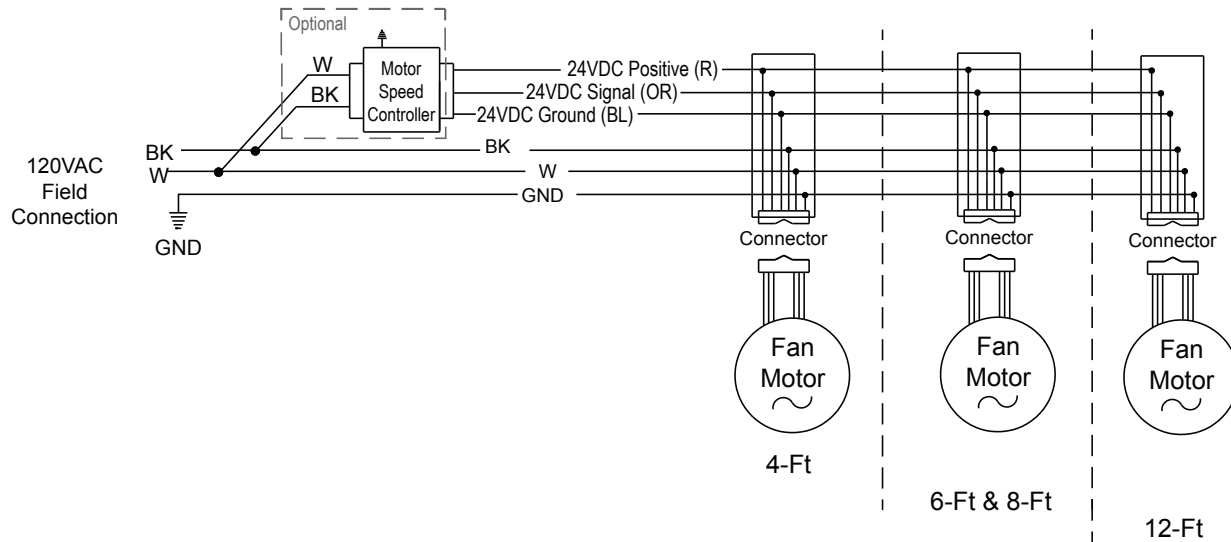
Standard shelf complement for test purposes: (3) rows of shelves (12-in., 16-in., 20-in.) evenly distributed vertically.

## Replacement Parts List

Part #	Description	Part #	Description
FAN ASSEMBLIES		COILS	
Standard HE Fan Assembly		0534323	4 ft, 8 ft, 12 ft
4 Ft, 6 Ft, 8 Ft & 12 Ft		0534222	6 ft only
0535563	8.25-in. Fan Assembly	HONEYCOMB - WHITE	
0534013	Fan Speed Controller	0538222	4 ft, 8 ft, 12 ft
FAN SPEED KEY		0538221	6 ft only
0534355	1200 RPM	THERMO-EXPANSION VALVE	
0534359	1400 RPM	Pre-set Adjustable	
THERMOSTATS		Varies with Refrigerant and Size	
OPTIONAL			
LED FIXTURES AND POWER SUPPLY			
0501213	Power Supply		
	LED Canopy Fixture		
	Replace with like fixtures.		
	LED Shelf Fixture		
	Replace with like fixtures.		
	LED Rail Fixture		
	Replace with like fixtures.		

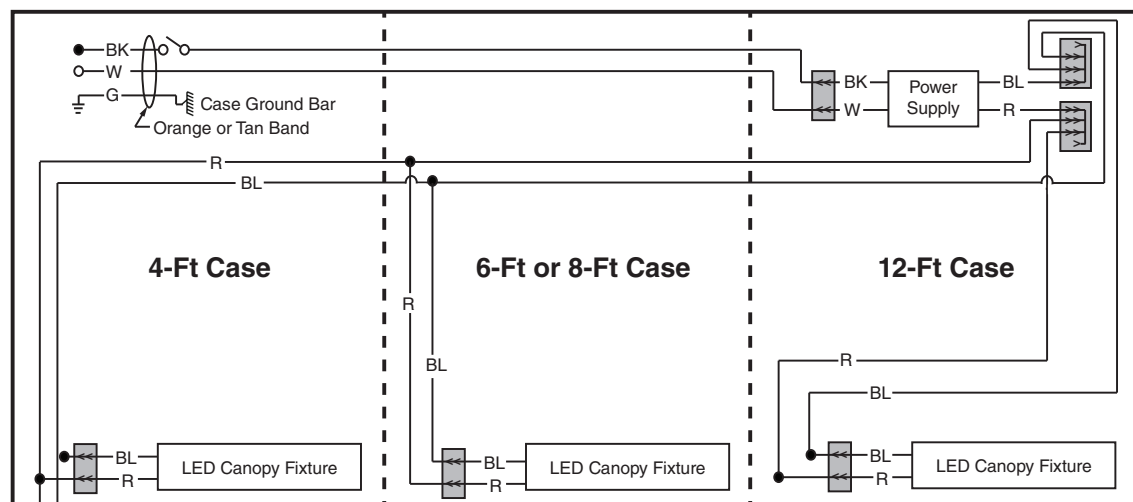
**NOTE: For LED lighting parts contact your Hussmann service representative at 1-800-922-1919. Please have your model and serial number available. Descriptions including size and color are at [HTTP://WWW.HUSSMANN.COM/EN/PRODUCTS/LED-LIGHTING/PAGES/DEFAULT.ASPX](http://www.hussmann.com/en/products/led-lighting/pages/default.aspx).**

**FOR ADDITIONAL PARTS INFORMATION, VISIT [HTTP://WWW.HUSSMANN.COM/EN/PAGES/AFTERMARKET-PARTS.ASPX](http://www.hussmann.com/en/pages/aftermarket-parts.aspx)**

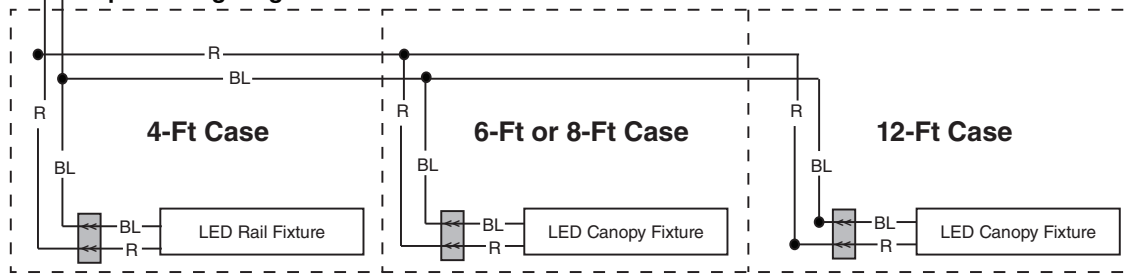


## LED Canopy Light Circuits

### EcoShine II LED Canopy Lighting - 1 Row



### Optional Lighting - EcoShine II LED Rail - 1 Row



### WARNING

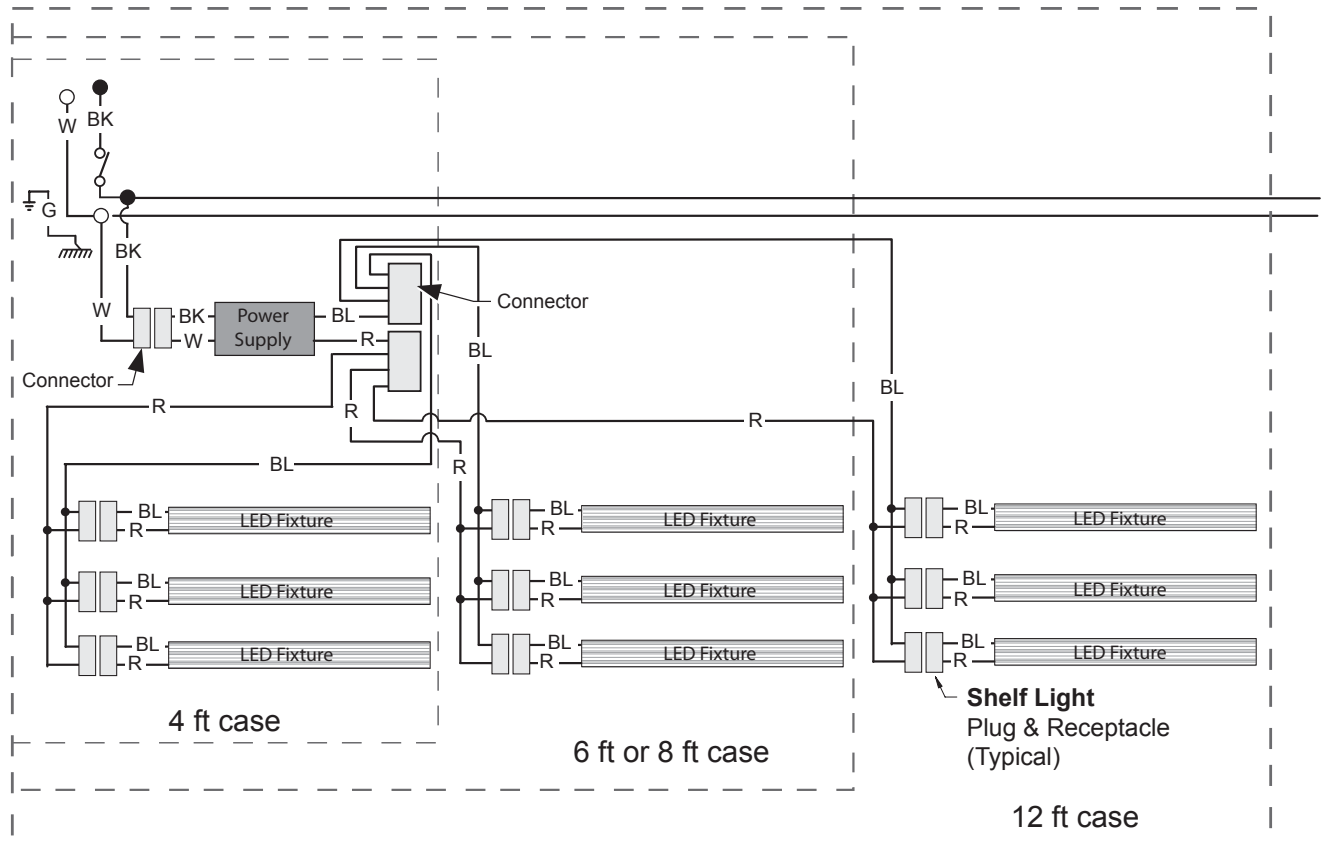
All components must have mechanical ground, and the merchandiser must be grounded.

R = Red   Y = Yellow   G = Green   BL = Blue   BK = Black   W = White  
 ● = 120V POWER   ○ = 120V NEUTRAL   ⚡ = FIELD GROUND   ▯ = CASE GROUND



## Optional LED Shelf Lighting

### Optional Shelf Harness and LED Light Circuits for 2 or 3 Rows of Shelves

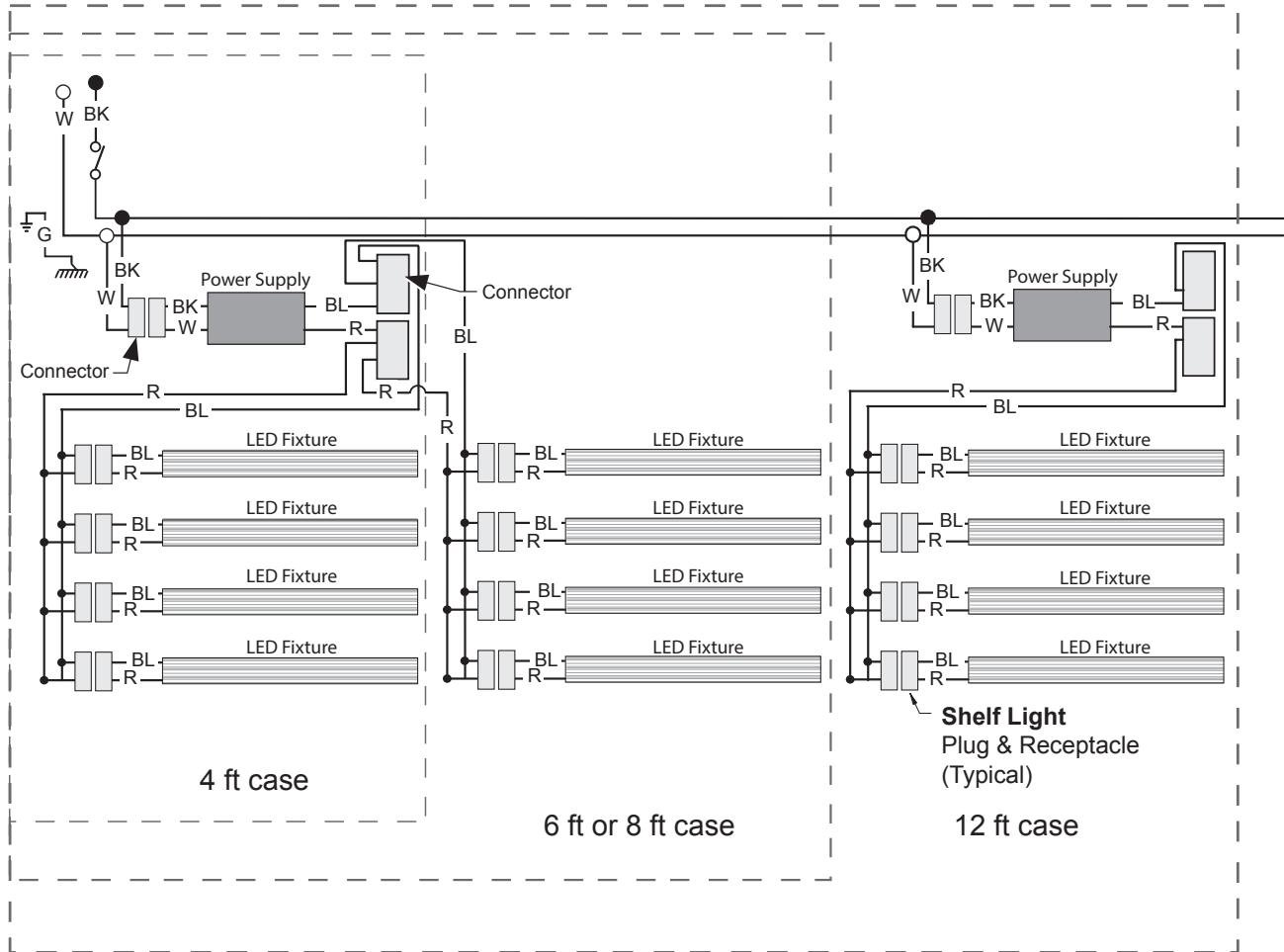


#### WARNING

All components must have mechanical ground, and the merchandiser must be grounded.

R = Red    Y = Yellow    G = Green    BL = Blue    BK = Black    W = White  
● = 120V POWER    ○ = 120V NEUTRAL    ⊥ = FIELD GROUND    ≡ = CASE GROUND

## Optional Shelf Harness and LED Light Circuits for 4 Rows of Shelves



### WARNING

All components must have mechanical ground, and the merchandiser must be grounded.

R = Red    Y = Yellow    G = Green    BL = Blue    BK = Black    W = White  
 ● = 120V POWER    ○ = 120V NEUTRAL     $\frac{1}{\perp}$  = FIELD GROUND     $\overline{\overline{\overline{m}}}$  = CASE GROUND

## Estimating Refrigeration and Electrical Load (for comparison purposes only)

### Case Btu

To determine Btu for a case, refer to the performance data chart on page 2. Select lit or unlit shelves, then select the type of remote refrigeration system (parallel or conventional), which will give Btu/hr/ft. Multiply this number by the length of the case to determine Btu per hour.

### Case Electrical

Refer to store legend to determine number of circuits. Lighting should be specified in store legend.

Fan electrical load for a case is computed by selecting the case length and fan voltage on page 6. For example, a 12 ft case uses 3 fans. The store legend specifies fans on a 230V circuit. In this instance, fans use 0.39 Amps and the MCA is 0.59. When applied, ambient fans, anti-sweat heaters, controllers, etc. must be included in the MCA. Include lights in the MCA if lights are on same circuit.

Lights may be on a separate circuit. To estimate lighting load: select case length (12 ft), canopy lighting [standard or optional] (here 0.70 for standard), and shelf or rail lighting [maximum for which case is wired] (0.99 for four shelves); then add together [ $0.48 + 0.99 = 1.47$  amps for 120V] (for 230V, multiply  $1.47 * 0.52 = 0.76$ ).

### Line Sizing — Refer to store legend.

Hussmann Line Sizing Charts are engineered for use with Hussmann refrigeration equipment.



Scan QR code to  
access product  
information on your  
mobile device.

---

## Revision History

Revision A: January 2018: Original Issue

Revision B: January 2023. Added CO<sub>2</sub> note, Page 2.