



**MEAT \ FISH, SERVICE, NARROW,
HUSSMANN - R1-MN FN, CR1-MN FN (CHINO)**

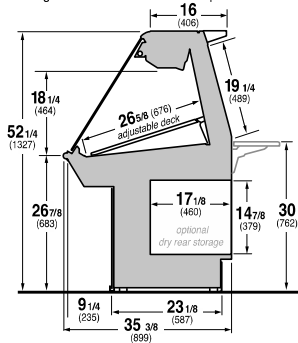
REVISION DATE 02/02/17



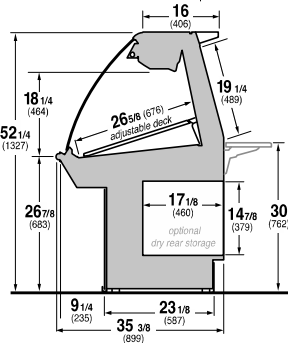
Hussmann refrigerated merchandisers configured for sale for use in the United States meet or surpass the requirements of the DOE 2017 energy efficiency standards.



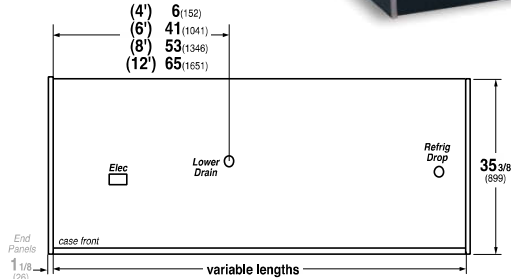
R1-MN/FN
Straight Glass Service Narrow Footprint Meat or Seafood



CR1-MN/FN
Curved Glass Service Narrow Footprint Meat or Seafood



R1-MN/MF / CR1-MN/MF



REFRIGERATION DATA:

CASE LENGTHS	CASE USAGE	CAPACITY *** (BTU/HR/FT)		TEMPERATURE (°F)			VELOCITY (FT/MIN)
		RATING CONDITION		EVAPORATOR		DISCHARGE AIR ** (°F)	
		NSF 7	AHRI 1200	NSF 7	AHRI 1200	NSF 7	
4', 5', 6', 8', 10', 12'	MEAT/FISH	325	325	20	20	26~28	50~75

CASE LENGTHS	EST. REFG. CHRG. (LBS)	20°F GLYCOL 6° RISE	
		GPM	PSI
4'	1.2	0.5	7.8
5'	1.5	0.6	12.5
6'	1.8	0.7	4.0
8'	2.4	0.9	7.7
10'	3.0	1.1	12.3
12'	3.6	1.3	7.7

**FRONT DISCHARGE AIR MEASURED INSIDE AIR CURTAIN HONEYCOMB

***REFRIGERATION NOTES:

- 1) BTU'S INCLUDE 1 ROW CANOPY LED LIGHTS AND NO SHELF LIGHTS
- 2) AHRI 1200 RATING POINT FOR ENERGY CONSUMPTION COMPARISON ONLY
- 3) USE DEW POINT FOR HIGH GLIDE REFRIGERANTS. CARE SHOULD BE TAKEN TO USE THE DEW POINT IN P/T TABLES FOR MEASURING AND ADJUSTING SUPERHEAT. ADJUST EVAPORATOR PRESSURE AS NEEDED TO MAINTAIN THE DISCHARGE AIR TEMPERATURE SHOWN.
- 4) THE PRINCIPAL COOLING EFFECT IN FISH CASES IS ACCOMPLISHED WITH A TRADITIONAL ICE BED. THE REFRIGERATION PRESERVES THE ICE AND MAINTAINS A COLD PROTECTIVE LAYER OVER THE PRODUCT.
- 5) RATING CONDITION IS NSF TYPE I, 75°F/55% RH

REFRIGERATION DATA CONTINUED:

ELEC. THERMOSTAT / AIR SENSOR SETTINGS			DEFROST TYPE	TIME (MIN)	DEFROST FREQUENCY (#/DAY)	TERM. TEMP (°F) COIL ONLY	DRIP TIME	DEFROST WATER (LBS/DAY/FT)
USAGE	CUT IN (°F)	CUT OUT (°F)						
GRAVITY	29	26	OFF TIME	40	4	48	TBD	1.3
SERPENTINE	27	23						

END PANEL WIDTH KEY		
# OF END PNLS	END PNL WIDTH (IN.)	TOTAL ADDED LENGTH (IN.)
1	1.125	1.125
2	1.125	2.25

ELECTRICAL DATA:

STANDARD FANS, HEATERS, LED LIGHTS (115 VOLT)

CASE LENGTH	AIR SWEEP FANS					CANOPY LIGHTS LED		OPTIONAL LED SHELF LIGHTS		MAX. LED LOAD (W/ ALL OPTIONS)		ANTI-SWEAT HEATERS (ON FAN CIRCUIT)		CONVENIENCE OUTLETS (OPTIONAL)		
	# OF EVAP FANS	BLADE DIA. (IN.)	BLADE PITCH (°)	AMPS	WATTS	AMPS	WATTS	AMPS	WATTS	AMPS	WATTS	AMPS	WATTS	# OUTLETS	VOLTS	AMPS
4'	1	N/A	N/A	0.2	5	0.2	18	N/A	N/A	0.2	18	0.9	100	1	115	15
5'	1	N/A	N/A	0.2	5	0.2	23	N/A	N/A	0.2	23	1.1	125	1	115	15
6'	2	N/A	N/A	0.3	9	0.2	28	N/A	N/A	0.2	28	1.3	150	1	115	15
8'	2	N/A	N/A	0.3	9	0.3	36	N/A	N/A	0.3	36	1.7	200	1	115	15
10'	2	N/A	N/A	0.3	9	0.4	47	N/A	N/A	0.4	47	2.2	250	1	115	15
12'	3	N/A	N/A	0.5	14	0.5	54	N/A	N/A	0.5	54	2.6	300	2	115	30

OPTIONAL HIGH OUTPUT LED LIGHTS (115 VOLT)

CASE LENGTH	CANOPY LIGHTS H.O. LED		OPTIONAL SHELF		MAX. H.O. LED LOAD	
	AMPS	WATTS	AMPS	WATTS	AMPS	WATTS
4'	0.2	28	N/A	N/A	0.2	28
5'	N/A	N/A	N/A	N/A	N/A	N/A
6'	N/A	N/A	N/A	N/A	N/A	N/A
8'	0.5	56	N/A	N/A	0.5	56
10'	N/A	N/A	N/A	N/A	N/A	N/A
12'	0.7	85	N/A	N/A	0.7	85