



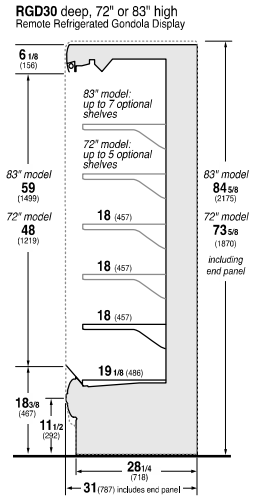
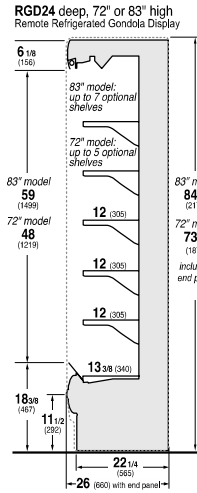
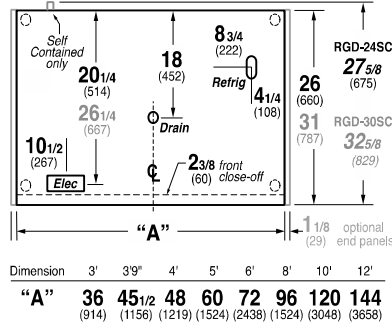
**SELF-SERVICE DELI**  
**HUSSMANN - RGD - 24 / 30 - 72 REMOTE (CHINO)**

REVISION DATE 02/24/17

**DOE 2017 Energy Efficiency Compliant** Hussmann refrigerated merchandisers configured for sale for use in the United States meet or surpass the requirements of the DOE 2017 energy efficiency standards.



**RGD 24, 30 Remote and Self Contained plan view**



**REFRIGERATION DATA:**

CASE LENGTHS	CASE USAGE	CAPACITY *** (BTU/HR/FT)		TEMPERATURE (°F)			VELOCITY (FT/MIN)
		RATING CONDITION		EVAPORATOR		DISCHARGE AIR ** (°F)	
		NSF 7	AHRI 1200	NSF 7	AHRI 1200	NSF 7	NSF 7
3'9", 4', 5', 6', 8', 10', 12'	SS DELI	1450	1150	20	24	28~30	150~200

CASE LENGTHS	EST. REFG. CHR.G. (R404A) (LBS)	20°F GLYCOL 6° RISE	
		GPM	PSI
3'9"	0.7	2.0	2.1
4'	1.0	2.1	2.8
5'	1.2	2.6	4.3
6'	1.4	3.1	2.5
8'	2.0	4.1	4.0
10'	2.5	5.0	5.7
12'	2.9	5.9	5.2

**\*\*FRONT DISCHARGE AIR MEASURED INSIDE AIR CURTAIN HONEYCOMB**

**\*\*\*REFRIGERATION NOTES:**

- 1) BTU'S INCLUDE 1 ROW CANOPY LED LIGHTS AND NO SHELF LIGHTS.
- 2) ADD 10 BTU'S PER FOOT/PER SHELF ROW FOR OPTIONAL LED SHELF LIGHTS.
- 3) ADD 140 BTU/HR/FT TO AHRI TEST FOR 30" DEPTH OPTION.
- 4) ALL CASES EQUIPPED WITH NIGHT CURTAINS.
- 5) FOR AHRI, NIGHT CURTAINS ARE PULLED DOWN FOR 6 OF 24 HOURS AND ALL LIGHTS ARE TURNED OFF PER AHRI 1200 TEST PROCEDURE.
- 6) FOR NSF 7, THE LOAD LISTED IS WITHOUT THE NIGHT CURTAINS PULLED DOWN.
- 7) AHRI 1200 RATING POINT FOR ENERGY CONSUMPTION COMPARISON ONLY.
- 8) USE DEW POINT FOR HIGH GLIDE REFRIGERANTS. CARE SHOULD BE TAKEN TO USE THE DEW POINT IN P/T TABLES FOR MEASURING AND ADJUSTING SUPERHEAT. ADJUST EVAPORATOR PRESSURE AS NEEDED TO MAINTAIN THE DISCHARGE AIR TEMPERATURE SHOWN.
- 9) RATING CONDITION IS NSF TYPE I, 75°F/55% RH.

**REFRIGERATION DATA CONTINUED:**

ELEC. THERMOSTAT / AIR SENSOR SETTINGS			DEFROST TYPE	TIME (MIN)	DEFROST FREQUENCY (#/DAY)	TERM. TEMP (°F) COIL ONLY	DRIP TIME	DEFROST WATER (LBS/DAY/FT)
USAGE	CUT IN (°F)	CUT OUT (°F)						
SS DELI	30	27	OFF TIME	25	6	48	N/A	7

END PANEL WIDTH KEY		
# OF END PNLS	END PNL WIDTH (IN.)	TOTAL ADDED LENGTH (IN.)
1	1.125	1.125
2	1.125	2.25

**ELECTRICAL DATA:**

**STANDARD FANS, HEATERS, LED LIGHTS (115 VOLT)**

CASE LENGTH	EVAPORATOR FANS					CANOPY LIGHTS LED		OPTIONAL LED SHELF LIGHTS		MAX. LED LOAD (W/ ALL OPTIONS)		ANTI-SWEAT HEATERS (ON FAN CIRCUIT)		CONVENIENCE OUTLETS (OPTIONAL)		
	# OF EVAP FANS	BLADE DIA. (IN.)	BLADE PITCH (°)	AMPS	WATTS	AMPS	WATTS	AMPS	WATTS	AMPS	WATTS	AMPS	WATTS	# OUTLETS	VOLTS	AMPS
3'9"	1	8	25	0.3	8	0.17	19	0.34	39	0.50	58	N/A	N/A	N/A	N/A	N/A
4'	1	8	25	0.3	8	0.23	27	0.45	51	0.68	78	N/A	N/A	N/A	N/A	N/A
5'	2	8	37	0.6	16	0.30	34	0.56	65	0.86	99	N/A	N/A	N/A	N/A	N/A
6'	2	8	25	0.6	16	0.34	39	0.67	77	1.01	116	N/A	N/A	N/A	N/A	N/A
8'	2	8	25	0.6	16	0.47	54	0.90	103	1.36	157	N/A	N/A	N/A	N/A	N/A
10'	4	8	37	1.2	32	0.59	68	1.13	130	1.72	198	N/A	N/A	N/A	N/A	N/A
12'	3	8	25	0.9	24	0.70	81	1.34	154	2.04	235	N/A	N/A	N/A	N/A	N/A

**OPTIONAL HIGH OUTPUT LED LIGHTS (115 VOLT)**

CASE LENGTH	CANOPY LIGHTS H.O. LED		OPTIONAL SHELF		MAX. H.O. LED LOAD	
	AMPS	WATTS	AMPS	WATTS	AMPS	WATTS
3'9"	N/A	N/A	N/A	N/A	N/A	N/A
4'	N/A	N/A	N/A	N/A	N/A	N/A
5'	N/A	N/A	N/A	N/A	N/A	N/A
6'	N/A	N/A	N/A	N/A	N/A	N/A
8'	N/A	N/A	N/A	N/A	N/A	N/A
10'	N/A	N/A	N/A	N/A	N/A	N/A
12'	N/A	N/A	N/A	N/A	N/A	N/A