



**VERTICAL MEAT SERVICE - SELF SERVICE**  
**HUSSMANN - VR3M/F-EP SH, +2H, & +4H OPTIONS (CHINO)**

REVISION DATE 9/11/2020

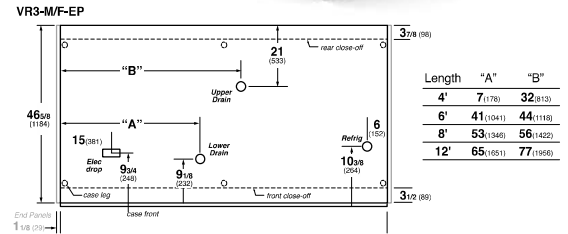
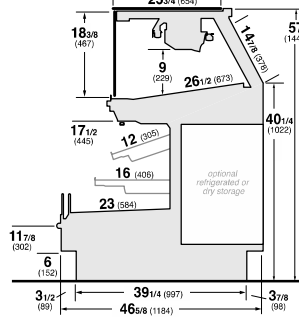
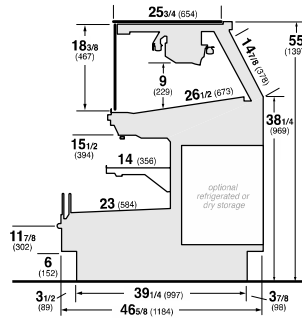
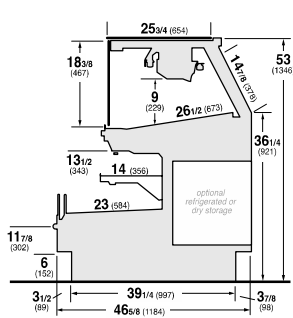
**DOE 2017 Energy Efficiency Compliant** Hussmann refrigerated merchandisers configured for sale for use in the United States meet or surpass the requirements of the DOE 2017 energy efficiency standards.



**VR3-M/F-EP Vertical Glass Meat**  
Standard Service Dome, Multi Deck Self Service

**VR3-M/F-EP +2 Vertical Glass Meat**  
Standard Service Dome, Multi Deck Self Service +2" height

**VR3-M/F-EP +4 Vertical Glass Meat**  
Standard Service Dome, Multi Deck Self Service +4" height



**REFRIGERATION DATA:**

CASE LENGTHS	CASE USAGE	CAPACITY TOP/FRONT *** (BTU/HR/FT)		TEMPERATURE (°F)			VELOCITY TOP/FRONT (FT/MIN)
		RATING CONDITION		EVAPORATOR TOP/FRONT		DISCHARGE AIR TOP/FRONT **	
		NSF 7	AHRI	NSF 7	AHRI 1200	NSF 7	
4', 6', 8', 10', 12'	MEAT/FISH	230/530	230/530	26/26	26/26	33-36/32-36	50-100/150-200
REAR STORAGE	MEAT/FISH	90	90	26	26	32-34	600-725

CASE LENGTH	EST. REFG. CHRGS. 404A (LBS)	20°F GLYCOL 6" RISE					
		FRONT		TOP		REAR STORAGE	
		GPM	PSI	GPM	PSI	GPM	PSI
4'	1.8	0.7	1.7	0.4	0.3	0.2	0.0
6'	2.6	1.0	3.9	0.5	1.4	0.2	0.2
8'	3.5	1.4	1.8	0.7	0.4	0.3	0.5
10'	4.1	1.7	3.1	1.0	1.5	0.4	0.7
12'	5.2	2.0	3.7	1.0	1.4	0.4	0.9

\*\*FRONT DISCHARGE AIR MEASURED INSIDE AIR CURTAIN HONEYCOMB

\*\*\*REFRIGERATION NOTES:

- 1) BTU'S DO NOT INCLUDE LIGHTS
- 2) ADD 10 BTU'S PER FOOT/PER SHELF FOR OPTIONAL LED SHELF LIGHTS
- 3) 2H OPTION; ADD 45 BTU/HR/FT FOR THE FRONT, ADD 5 BTU/HR/FT FOR THE REAR STORAGE.
- 4) 4H OPTION; ADD 80 BTU/HR/FT FOR THE FRONT, ADD 10 BTU/HR/FT FOR THE REAR STORAGE.
- 6) AHRI 1200 RATING POINT FOR ENERGY CONSUMPTION COMPARISON ONLY
- 7) USE DEW POINT FOR HIGH GLIDE REFRIGERANTS. CARE SHOULD BE TAKEN TO USE THE DEW POINT IN P/T TABLES FOR MEASURING AND ADJUSTING SUPERHEAT. ADJUST EVAPORATOR PRESSURE AS NEEDED TO MAINTAIN THE DISCHARGE AIR TEMPERATURE SHOWN.
- 8) RATING CONDITION IS NSF TYPE I, 75°F/55% RH

**REFRIGERATION DATA CONTINUED:**

ELEC. THERMOSTAT / AIR SENSOR SETTINGS			DEFROST TYPE	TIME (MIN)	DEFROST FREQUENCY (#/DAY)	TERM. TEMP (°F) COIL ONLY	DRIP TIME	DEFROST WATER (LBS/DAY/FT)
USAGE	CUT IN (°F)	CUT OUT (°F)						
TOP GRAVITY	34	33	OFF TIME	30	4	45	N/A	0.6
TOP DECK	29	28						
FRONT	28	26						
REAR STORAGE	37	36						

END PANEL WIDTH KEY		
# OF END PNLS	END PNL WIDTH (IN.)	TOTAL ADDED LENGTH (IN.)
1	1.125	1.125
1	1.125	1.125
2	1.125	2.25

**ELECTRICAL DATA:**

**STANDARD FANS, HEATERS, LED LIGHTS (115 VOLT)**

CASE LENGTH	TOTAL EVAPORATOR FANS				CANOPY LIGHTS LED TOP AND FRONT		OPTIONAL LED SHELF LIGHTS TOP AND FRONT		MAX. LED LOAD (W/ ALL OPTIONS)		ANTI-SWEAT HEATERS (ON FAN CIRCUIT)		CONVENIENCE OUTLETS (OPTIONAL)			
	# OF EVAP FANS	BLADE DIA. (IN.)	BLADE PITCH FRONT (°)	AMPS	WATTS	AMPS	WATTS	AMPS	WATTS	AMPS	WATTS	AMPS	WATTS	# OUTLETS	VOLTS	AMPS
4'	2	6.7	15	0.2	16	0.2	28	0.1	10	0.3	39	0.9	100	1	115	15
6'	4	6.7	15	0.5	32	0.4	44	0.1	15	0.5	59	1.3	150	1	115	15
8'	4	6.7	15	0.5	32	0.5	57	0.2	21	0.7	77	1.7	200	1	115	15
10'	4	6.7	15	0.5	32	0.5	62	0.2	26	0.8	88	2.2	250	1	115	15
12'	6	6.7	15	0.7	48	0.7	85	0.3	31	1.0	116	2.6	300	2	115	30

**OPTIONAL HIGH OUTPUT LED LIGHTS (115 VOLT)**

CASE LENGTH	CANOPY LIGHTS H.O. LED		OPTIONAL SHELF		MAX. H.O. LED LOAD	
	AMPS	WATTS	AMPS	WATTS	AMPS	WATTS
4'	0.4	43	0.2	26	0.6	69
6'	0.5	54	0.4	41	0.8	96
8'	0.8	87	0.4	51	1.2	138
10'	N/A	N/A	N/A	N/A	N/A	N/A
12'	1.1	130	0.7	77	1.8	207

**REFRIGERATED REAR STORAGE (OPTIONAL) EVAP. FANS**

# OF EVAP FANS	BLADE DIA. (IN.)	BLADE PITCH (°)	AMPS	WATTS
1	6.70	30	0.3	8.8
1	6.70	30	0.3	8.8
1	6.70	30	0.3	8.8
1	6.70	30	0.3	8.8
1	6.70	30	0.3	8.8